



US00D672230S

(12) **United States Design Patent**
Laverack et al.

(10) **Patent No.:** **US D672,230 S**
(45) **Date of Patent:** **** Dec. 11, 2012**

(54) **RUBBER STRAP**

(75) Inventors: **John Laverack**, Southbury, CT (US);
Greg Weaver, Waterbury, CT (US);
Kevin Bogoslofski, Southington, CT
(US)

(73) Assignee: **Thule Sweden AB** (SE)

(**) Term: **14 Years**

(21) Appl. No.: **29/397,344**

(22) Filed: **Jul. 14, 2011**

(51) **LOC (9) Cl.** **08-08**

(52) **U.S. Cl.** **D8/396**

(58) **Field of Classification Search** D8/356,
D8/383, 394-396; 24/16 PB, 17 AP, 30.5 P,
24/30.5 S, 300-302, 339, DIG. 16; 248/58,
248/60, 74.3, 71; 70/16; 128/878; D12/408
See application file for complete search history.

(56) **References Cited**

U.S. PATENT DOCUMENTS

1,362,244	A *	12/1920	Farley	248/59
2,339,992	A *	1/1944	Hohmeister	248/62
2,936,980	A *	5/1960	Rapata	24/16 PB
3,565,375	A *	2/1971	Babb	248/59
3,979,094	A *	9/1976	DeWitt	248/60

4,309,019	A *	1/1982	Bloom	248/610
4,342,438	A *	8/1982	Speedie	248/73
4,660,718	A *	4/1987	Kato et al.	206/343
D382,195	S *	8/1997	Ekern	D8/373
6,192,554	B1 *	2/2001	Dumcum	24/16 PB
6,557,805	B1 *	5/2003	Snyder	248/60
D477,212	S *	7/2003	Ellery	D8/380
D493,355	S *	7/2004	Dinh	D8/356
D513,973	S *	1/2006	Cheung	D8/394
7,100,248	B2 *	9/2006	Crook	24/16 PB
D634,187	S *	3/2011	Kozel	D8/396
D647,452	S *	10/2011	Laverack et al.	D12/408
D656,456	S *	3/2012	Tinstman et al.	D12/408

* cited by examiner

Primary Examiner — John Windmuller

(74) *Attorney, Agent, or Firm* — Novak Druce + Quigg LLP

(57) **CLAIM**

We claim the ornamental design for a rubber strap, as shown and described.

DESCRIPTION

FIG. 1 is a perspective view of a rubber strap;

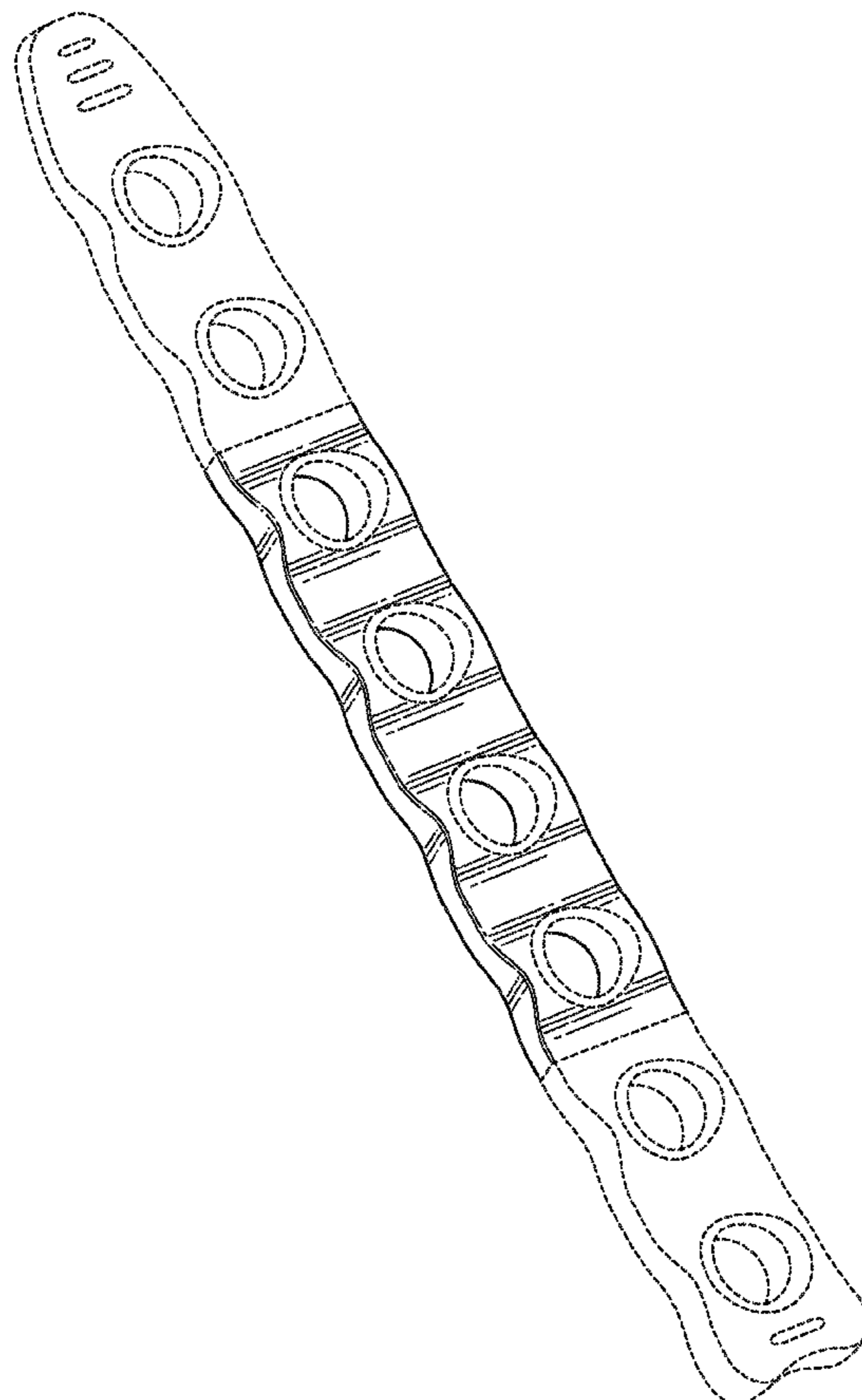
FIG. 2 is a top plan thereof;

FIG. 3 is a bottom plan view thereof; and,

FIG. 4 is left side elevational view thereof.

The broken lines illustrate environment only; the broken lines form no part of the claimed design.

1 Claim, 2 Drawing Sheets



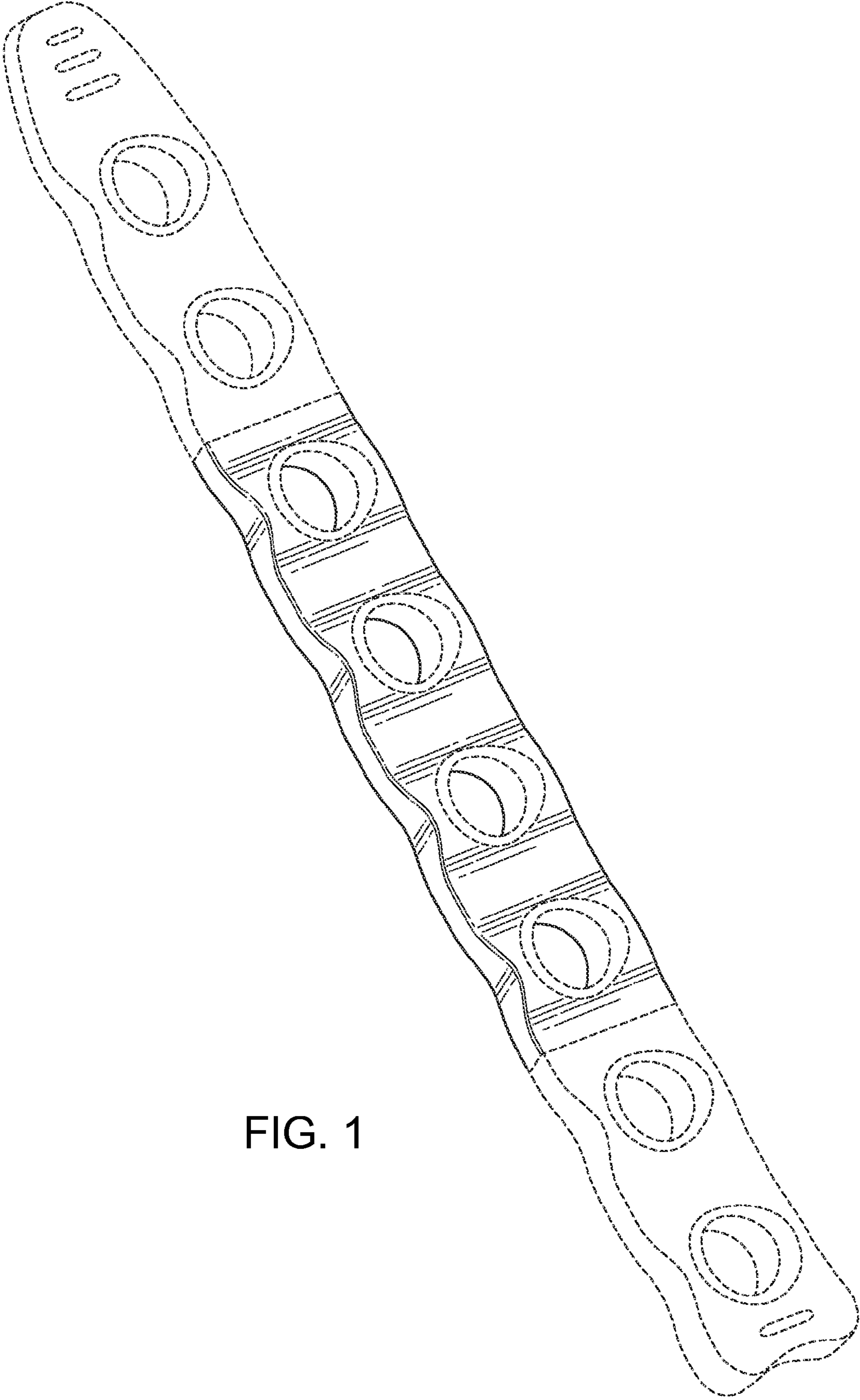


FIG. 1

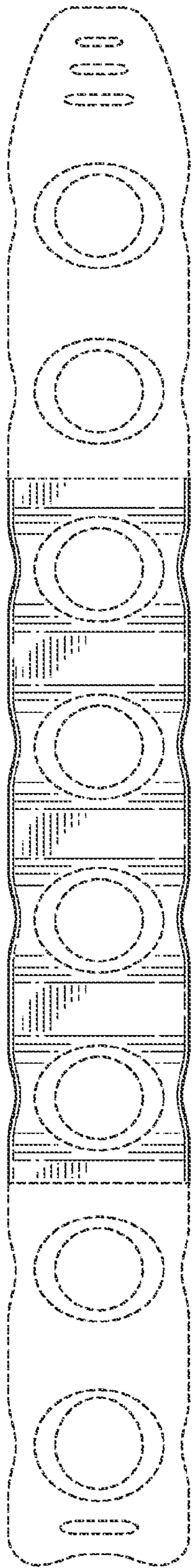


FIG. 2

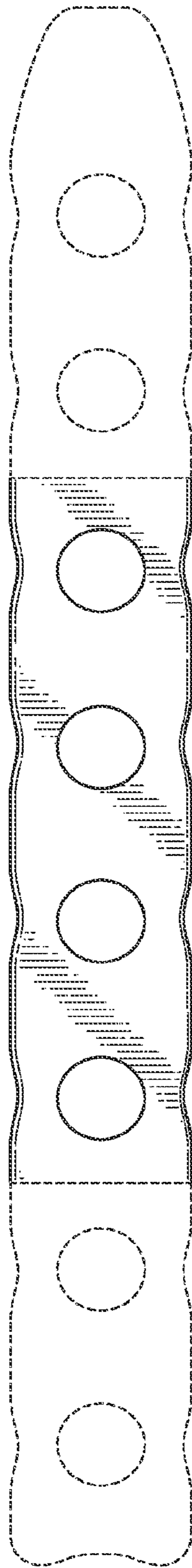


FIG. 3



FIG. 4