



US00D672217S

(12) **United States Design Patent**  
**Bartz**

(10) **Patent No.:** **US D672,217 S**

(45) **Date of Patent:** **\*\* Dec. 11, 2012**

(54) **BOTTLE CAP OPENER**

(76) Inventor: **Robert Bartz**, Yakama, WA (US)

(\*\*) Term: **14 Years**

(21) Appl. No.: **29/404,390**

(22) Filed: **Oct. 20, 2011**

(51) **LOC (9) Cl.** ..... **07-99**

(52) **U.S. Cl.** ..... **D8/40; D8/38**

(58) **Field of Classification Search** ..... D8/14,  
D8/16-19, 33-43, 88, 89, 105; 7/113, 151-156;  
81/3.07, 3.09, 3.2, 3.27, 3.29, 3.31, 3.35,  
81/3.37, 3.4, 3.48, 3.49, 3.55

See application file for complete search history.

(56) **References Cited**

**U.S. PATENT DOCUMENTS**

D249,452	S	*	9/1978	Gendron	.....	D8/40
D273,555	S	*	4/1984	Tanner	.....	D8/40
6,666,110	B1		12/2003	Buetner		
D496,570	S	*	9/2004	Wolf	.....	D8/40
D517,881	S	*	3/2006	Kellegan	.....	D8/38
D520,825	S	*	5/2006	Kellegan	.....	D8/38

D548,032	S	*	8/2007	Hernandez, Jr.	.....	D8/40
D589,589	S	*	3/2009	McCloudry et al.	.....	D8/19
8,079,152	B2	*	12/2011	Garman et al.	.....	D8/33

**OTHER PUBLICATIONS**

Fig. 1 attached hereto.

\* cited by examiner

*Primary Examiner* — Garth Rademaker

(57) **CLAIM**

The ornamental design for a bottlecap opener, as shown and described.

**DESCRIPTION**

FIG. 1 is a perspective view of a bottle cap opener, showing the invention;


FIG. 2 is a top view thereof;

FIG. 3 is a bottom view thereof;

FIG. 4 is a cross-section view thereof, taken on line 4-4 of FIG. 2; and,

FIG. 5 is an end view thereof.

**1 Claim, 1 Drawing Sheet**



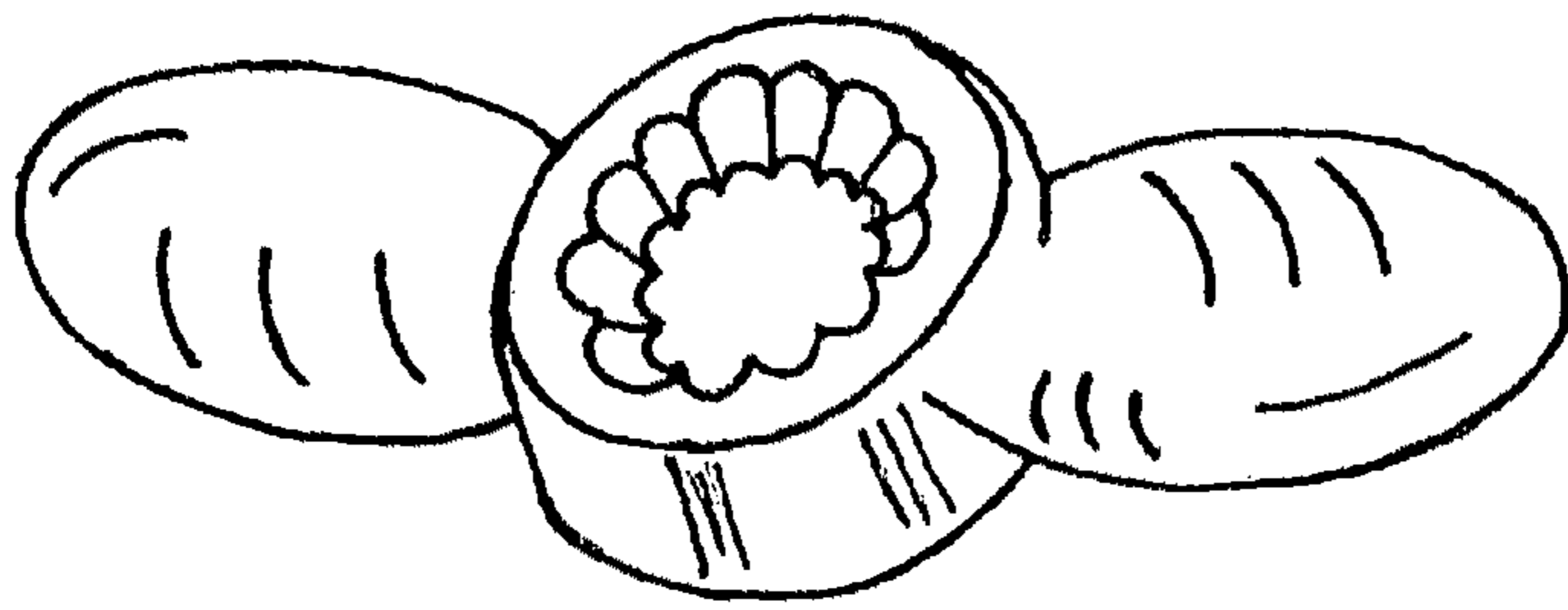


FIG. 1




FIG. 2

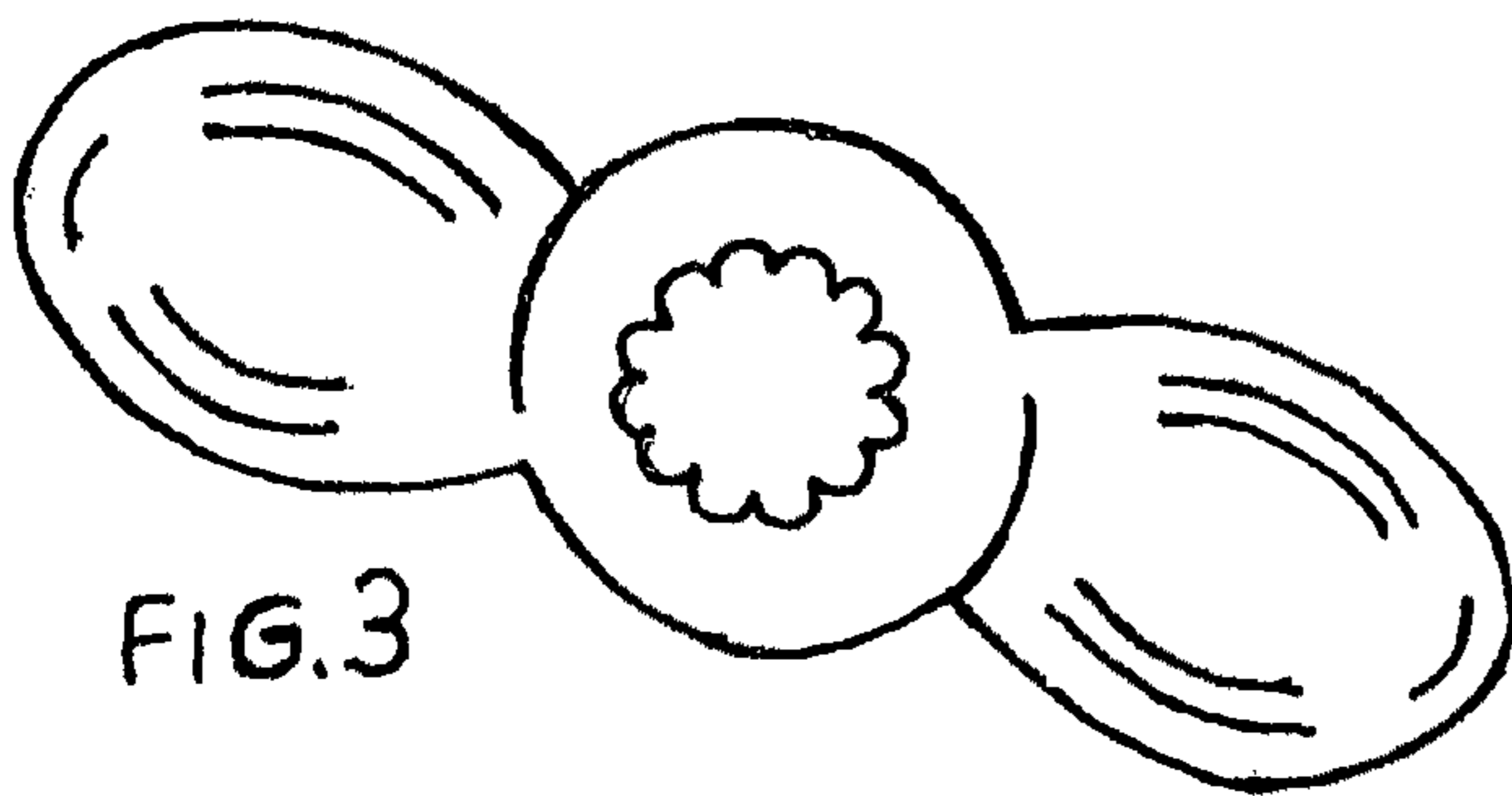


FIG. 3



FIG. 4



FIG. 5