



US00D672204S

(12) **United States Design Patent**
Stamper et al.

(10) **Patent No.:** **US D672,204 S**

(45) **Date of Patent:** **** *Dec. 11, 2012**

(54) **CONTAINER**

(75) Inventors: **Leonard R. Stamper**, Anaheim Hills, CA (US); **Brian Sykes**, Mission Viejo, CA (US)

(73) Assignee: **Shye Worldwide, LLC, (CA Ltd Liability Co.)**, Tustin, CA (US)

(*) Notice: This patent is subject to a terminal disclaimer.

(**) Term: **14 Years**

(21) Appl. No.: **29/370,928**

(22) Filed: **Sep. 22, 2010**

(51) **LOC (9) Cl.** **07-01**

(52) **U.S. Cl.** **D7/602**

(58) **Field of Classification Search** D7/500,
D7/502, 550.1, 554.1, 554.3, 554.4, 584,
D7/586, 601, 602, 629, 630, 354, 396.1;
215/379, 381-385; 220/571, 574, 62.11,
220/62.13, 660, 669, 675

See application file for complete search history.

(56) **References Cited**

U.S. PATENT DOCUMENTS

D174,506 S *	4/1955	Levenhagen	D7/602
D212,821 S *	11/1968	Benes	D7/545
3,424,342 A *	1/1969	Scopp et al.	220/793
D246,560 S *	12/1977	Beauchamp et al.	D7/629
D357,161 S *	4/1995	Booten	D7/605
D384,555 S *	10/1997	Bradley	D7/545
D415,656 S *	10/1999	Henry	D7/545
D415,935 S *	11/1999	Martinez	D7/602
D420,859 S *	2/2000	Loew et al.	D7/602
D457,784 S *	5/2002	Torniainen et al.	D7/552.1

D475,246 S *	6/2003	Jørgensen	D7/545
D477,187 S *	7/2003	McCallister et al.	D7/545
D529,755 S *	10/2006	Lobman et al.	D7/356
D551,492 S *	9/2007	Schuler	D7/354
D553,444 S *	10/2007	de Groote et al.	D7/602
D559,042 S *	1/2008	de Groote et al.	D7/602
D562,640 S *	2/2008	Tucker et al.	D7/629
D574,179 S *	8/2008	DeLuca	D7/354
D581,204 S *	11/2008	Simon et al.	D7/354
D583,615 S *	12/2008	Simon et al.	D7/354
D588,859 S *	3/2009	Simon et al.	D7/354
D606,811 S *	12/2009	Furlong	D7/602
D608,154 S *	1/2010	Furlong	D7/602
D630,898 S *	1/2011	de Groote	D7/602
D631,299 S *	1/2011	Samartgis	D7/602
D631,300 S *	1/2011	Samartgis	D7/602

* cited by examiner

Primary Examiner — Elizabeth J Oswecki

(74) *Attorney, Agent, or Firm* — Curtis L. Harrington; Harrington & Harrington

(57) **CLAIM**

The ornamental design for a container, as shown and described.

DESCRIPTION

FIG. 1 is a perspective view of a container showing our new design;

FIG. 2 is a front view thereof;

FIG. 3 is a rear view thereof;

FIG. 4 is a right side view thereof;

FIG. 5 is a left side view thereof;

FIG. 6 is a top view thereof; and,

FIG. 7 is a bottom view thereof.

In the drawings, the broken lines in FIGS. 6 and 7 depict portions of the design that form no part of the claim.

1 Claim, 3 Drawing Sheets

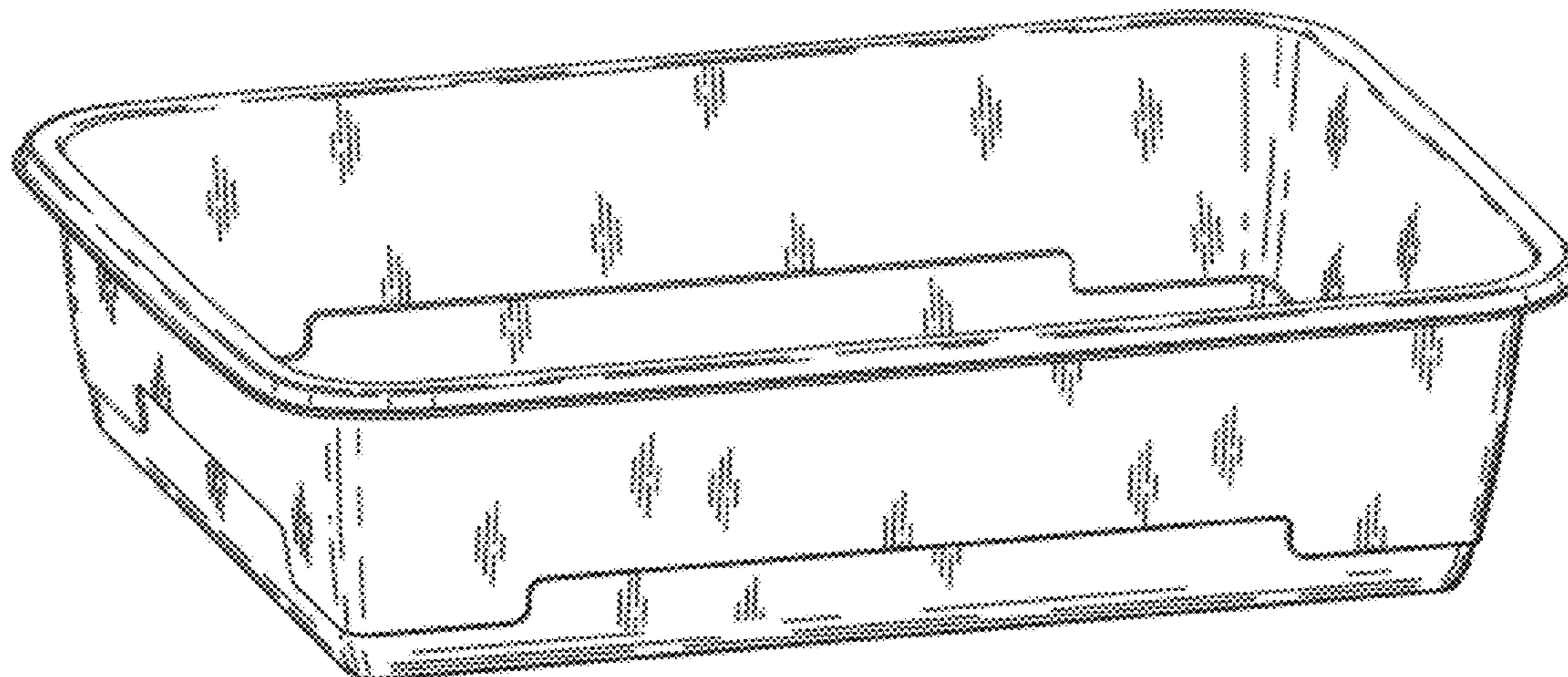


FIG. 1

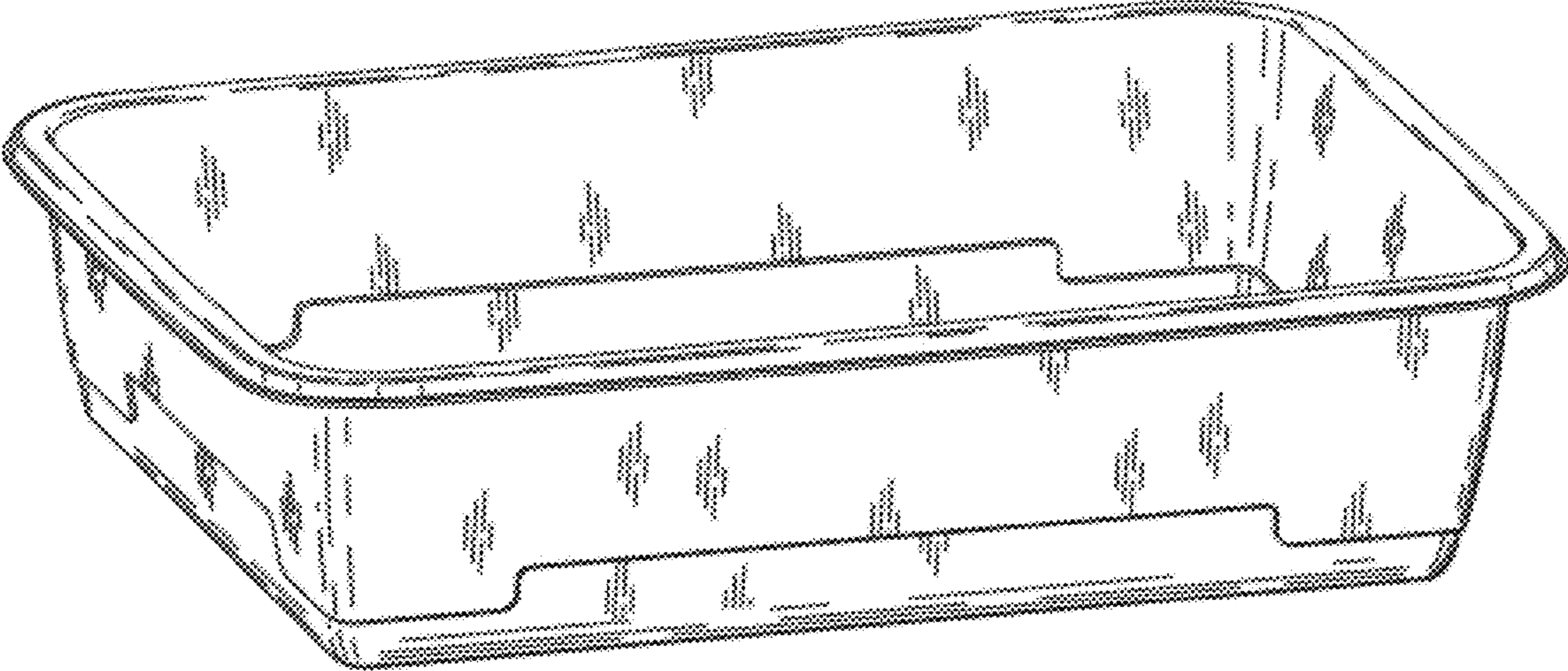


FIG. 2

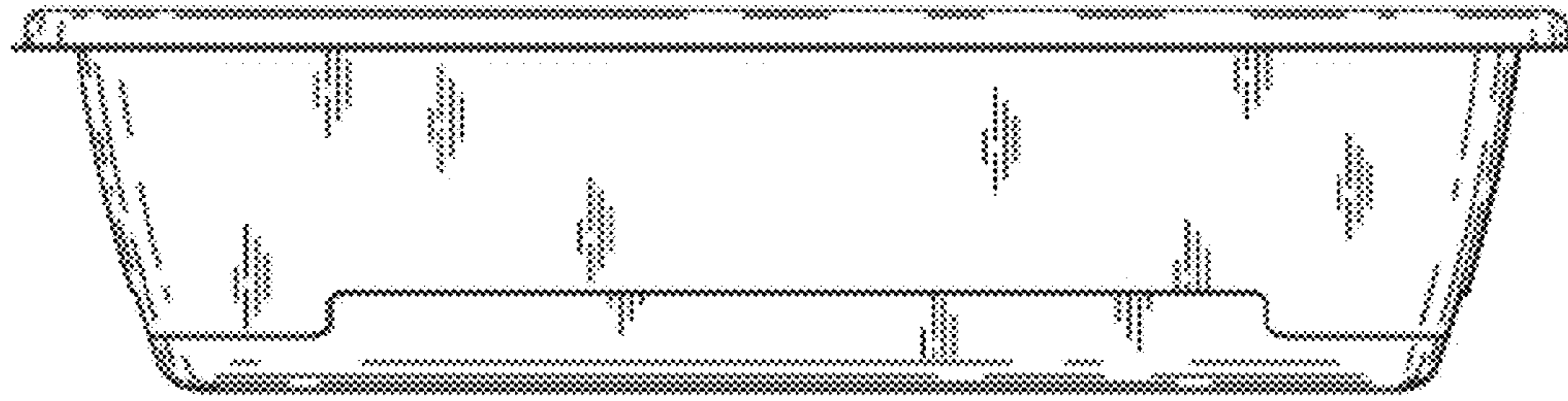


FIG. 3

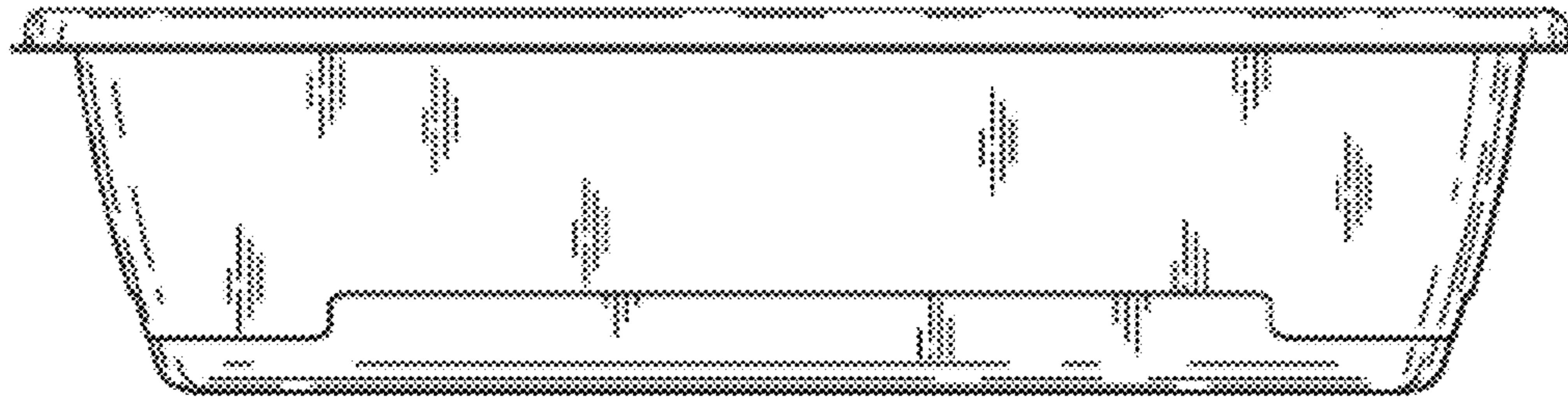


FIG. 4

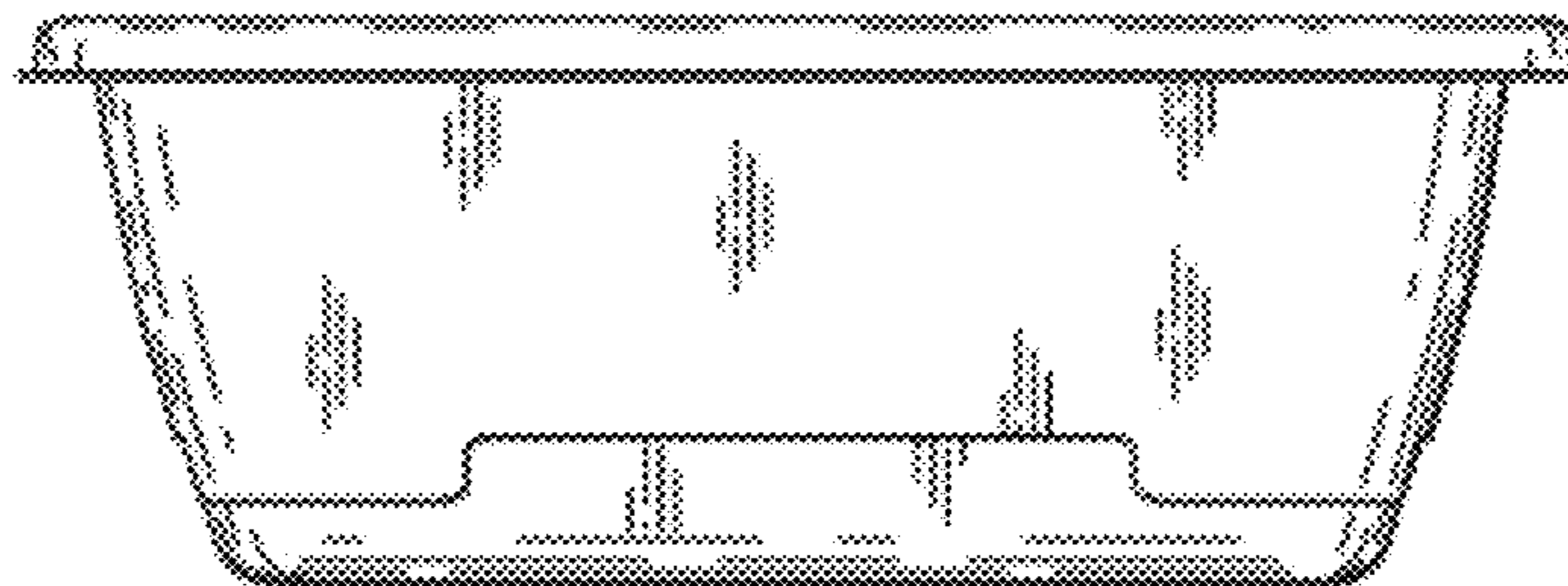


FIG. 5




FIG. 6

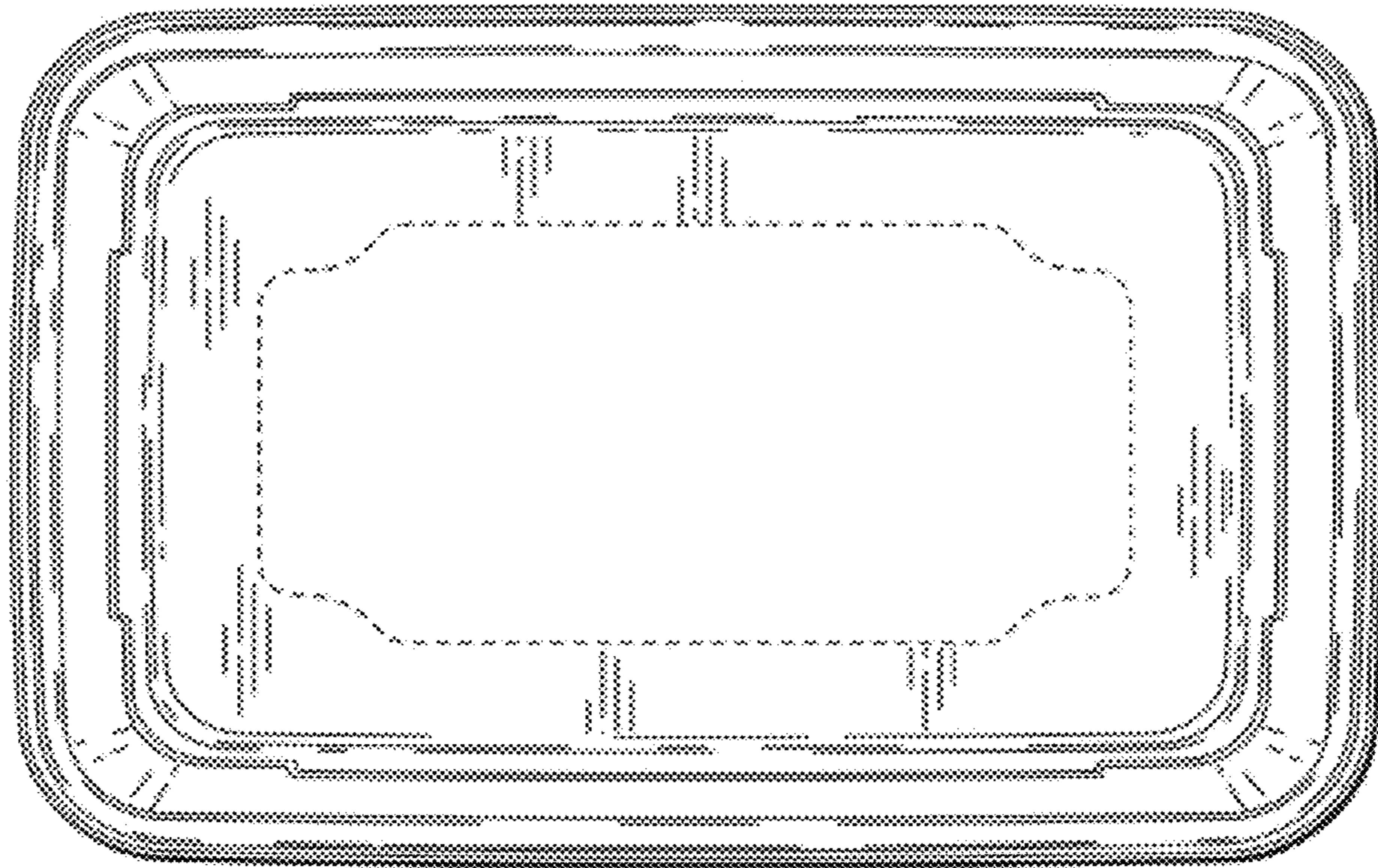


FIG. 7

