



US00D672203S

(12) **United States Design Patent**
Goodman et al.

(10) **Patent No.:** **US D672,203 S**
(45) **Date of Patent:** **** Dec. 11, 2012**

(54) **TWO TIER SERVER**

(75) Inventors: **Sheldon H. Goodman**, Solon, OH (US);
Phaysouk Xayoiphonh, Akron, OH
(US); **Elizabeth A. Cho**, Evanston, IL
(US)

(73) Assignee: **Spectrum Diversified Designs, Inc.**,
Streetsboro, OH (US)

(**) Term: **14 Years**

(21) Appl. No.: **29/422,618**

(22) Filed: **May 22, 2012**

(51) **LOC (9) Cl.** **07-06**

(52) **U.S. Cl.** **D7/601**

(58) **Field of Classification Search** D7/601,
D7/600.1-600.4, 704, 409, 584-587, 500;
D3/304, 306; D19/76; D6/525, 566, 567,
D6/572, 574, 511, 537, 540, 403, 513, 556;
211/181.1, 13.1, 41.3, 41.4, 860.1, 88.01,
211/85.4; 220/574-575; 248/116, 121, 125.1,
248/175, 176.1

See application file for complete search history.

(56) **References Cited**

U.S. PATENT DOCUMENTS

D274,880 S * 7/1984 Bentson D7/409
D339,266 S * 9/1993 Lockett D7/409
D405,289 S * 2/1999 Rosenberg D6/403

D446,688 S * 8/2001 Vanello D7/601
D567,030 S * 4/2008 Goodman et al. D7/601
D569,691 S * 5/2008 Goodman et al. D7/601
D578,762 S * 10/2008 Smith et al. D6/566
D589,304 S * 3/2009 Goodman et al. D7/601
D589,755 S * 4/2009 Goodman et al. D7/601
D608,598 S * 1/2010 Goodman et al. D7/601
D608,599 S * 1/2010 Goodman et al. D7/601
D613,559 S * 4/2010 Goodman et al. D7/601
D616,253 S * 5/2010 Goodman et al. D7/601
D616,254 S * 5/2010 Goodman et al. D7/601
D620,711 S * 8/2010 Hertaus D3/306

* cited by examiner

Primary Examiner — Terry Wallace

(74) *Attorney, Agent, or Firm* — Pearne & Gordon LLP

(57) **CLAIM**

The ornamental design for a two tier server, as shown and described.

DESCRIPTION

FIG. 1 is a perspective view of a two tier server showing our new design;

FIG. 2 is a front elevational view thereof;

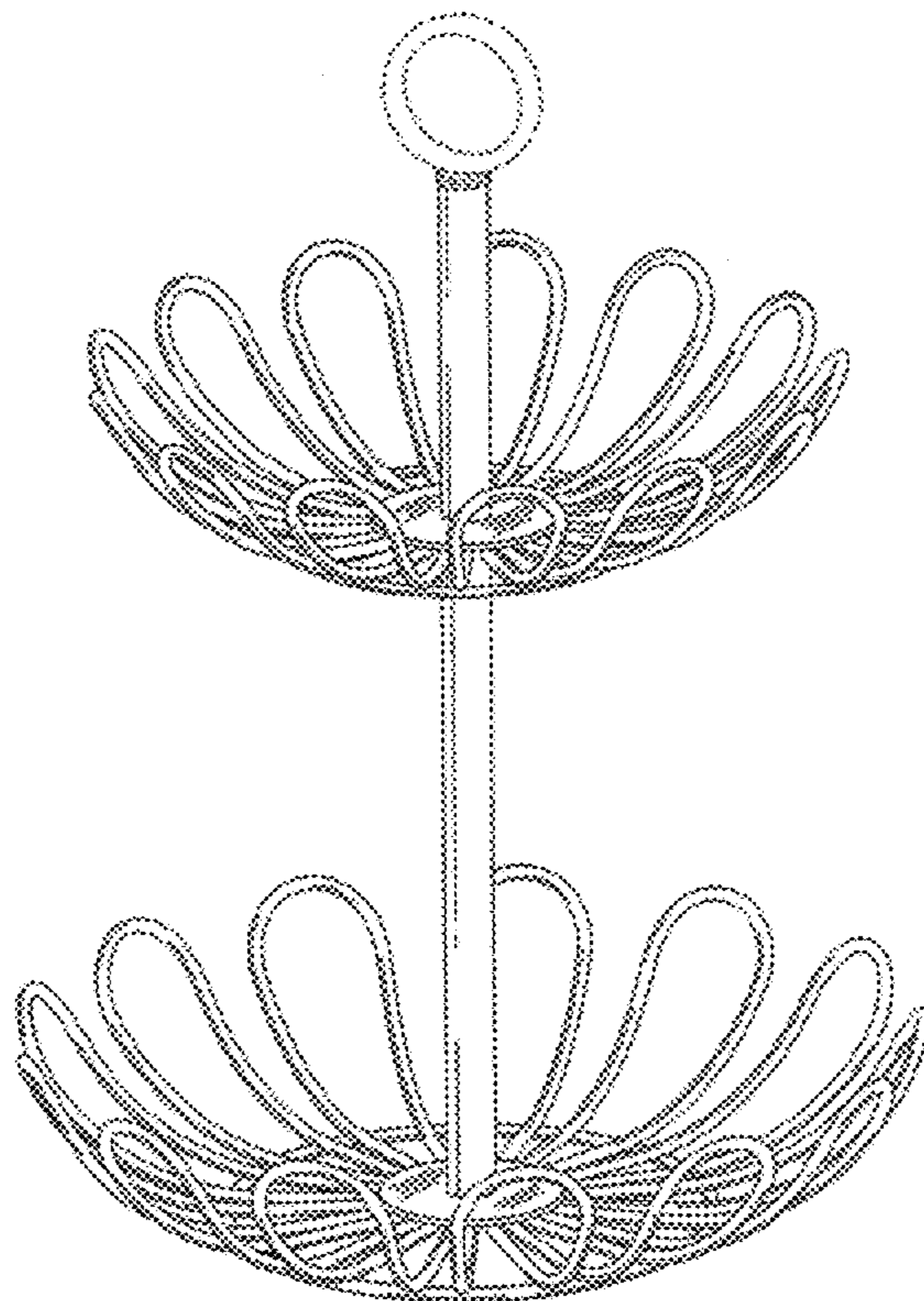
FIG. 3 is a side elevational view thereof;

FIG. 4 is a top plan view thereof; and,

FIG. 5 is a bottom plan view thereof.

The broken lines are for illustrative purposes only and form no part of the claimed design.

1 Claim, 4 Drawing Sheets






FIG 1




FIG 2




FIG 3

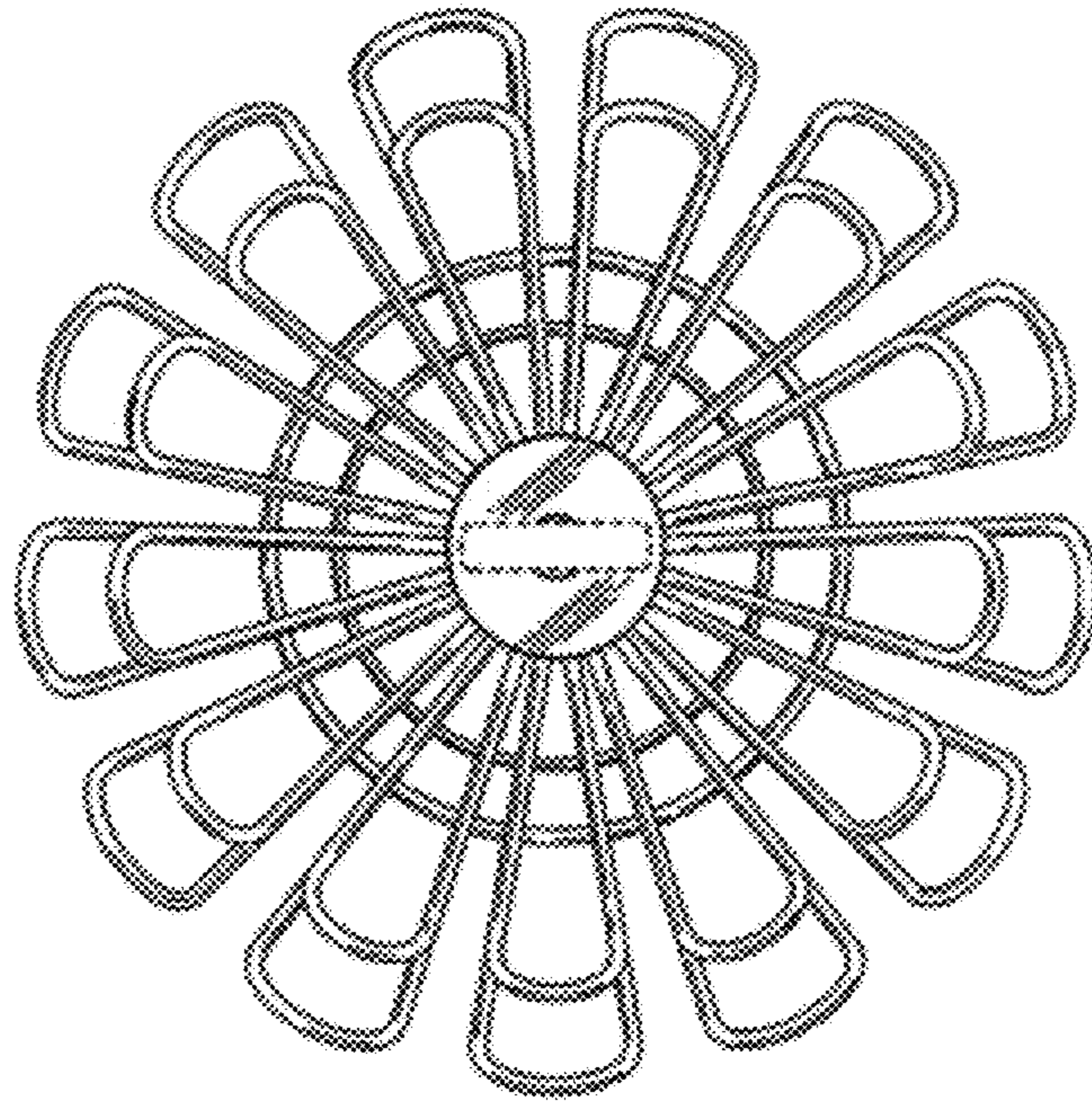


FIG 4

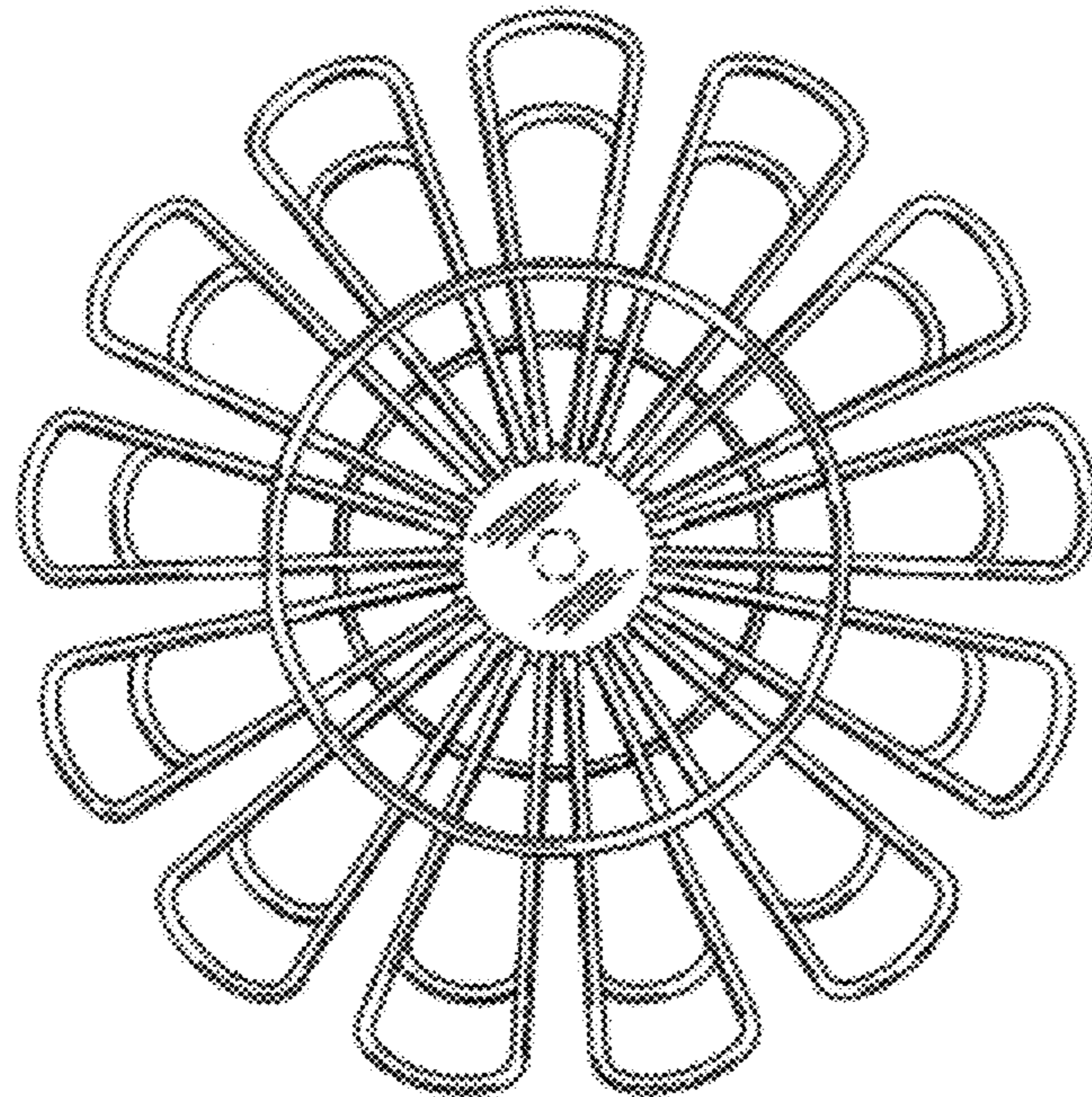


FIG 5