



US00D672192S

(12) **United States Design Patent**  
**Zibilich**

(10) **Patent No.:** **US D672,192 S**

(45) **Date of Patent:** **\*\* Dec. 11, 2012**

(54) **PAN FOR GRILLING OYSTERS**

(76) Inventor: **Robert Zibilich**, Metairie, LA (US)

(\*\*) Term: **14 Years**

(21) Appl. No.: **29/413,363**

(22) Filed: **Feb. 14, 2012**

(51) **LOC (9) Cl.** ..... **07-02**

(52) **U.S. Cl.** ..... **D7/359; D7/354; D7/409**

(58) **Field of Classification Search** ..... D1/111;  
D6/546; D7/323, 329-331, 337, 339, 346-347,  
D7/350.1-350.4, 352-367, 391, 393, 395,  
D7/402, 409, 505, 538, 542-545, 552.2, 553.6,  
D7/556, 564; D9/429, 666; D11/99; D28/8.2;  
99/324-326, 331-332, 369, 372, 396, 400-422,  
99/425-426, 444-450, 483; 126/37 R, 39 B,  
126/41 R, 261, 332, 378.1; 206/457, 501-505,  
206/507-508; 219/386, 400, 405, 429-442,  
219/450.1, 620-624, 725, 730-735; 220/23.8,  
220/315, 573.1-573.5, 912; 249/119; 426/438,  
426/441, 523-524

See application file for complete search history.

(56) **References Cited**

**U.S. PATENT DOCUMENTS**

D11,009 S \* 2/1879 Smith ..... D7/556  
323,887 A \* 8/1885 Rutter ..... 249/119

D16,535 S \* 2/1886 Zacharie ..... D28/8.2  
D22,085 S \* 12/1892 Murphy ..... D9/666  
608,144 A \* 7/1898 Porter ..... 220/23.8  
664,314 A \* 12/1900 Corwin ..... 99/422  
1,408,256 A \* 2/1922 Boehl ..... 99/422  
1,455,780 A \* 5/1923 Corwin ..... 99/422  
1,505,675 A \* 8/1924 Stirn ..... 99/339  
D222,730 S \* 12/1971 Aries ..... D7/357  
D227,730 S \* 7/1973 Shull ..... D7/357  
D539,186 S \* 3/2007 Buckley ..... D11/99  
D546,117 S \* 7/2007 Orr ..... D7/357

\* cited by examiner

*Primary Examiner* — Ricky Pham

(74) *Attorney, Agent, or Firm* — Garvey, Smith, Nehrbass & North, L.L.C.; Gregory C. Smith; Julia M. FitzPatrick

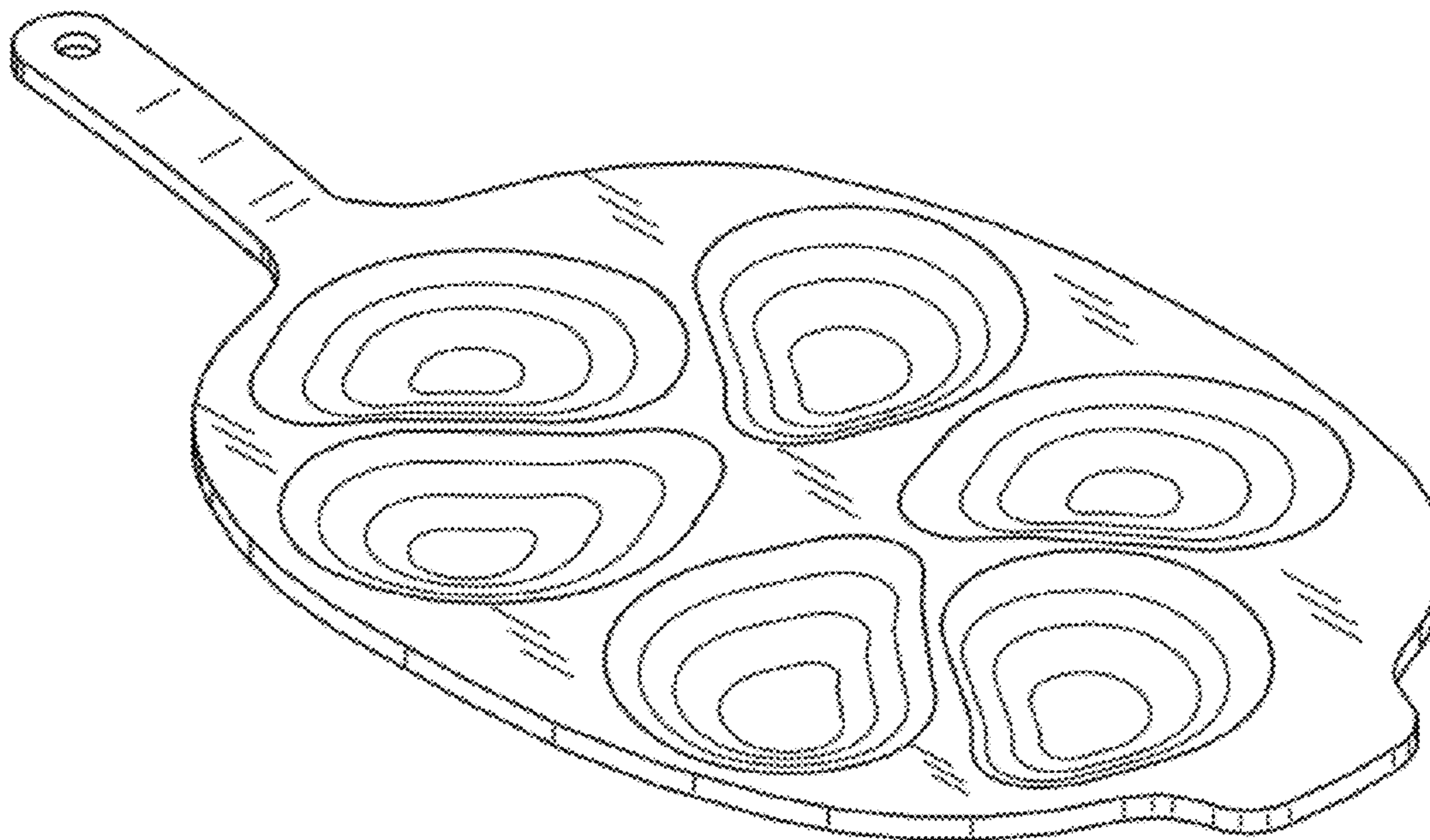
(57) **CLAIM**

The ornamental design for a pan for grilling oysters, as shown and described.

**DESCRIPTION**

FIG. 1 is an Overall Perspective view of the present invention;  
FIG. 2 is a Back Side view thereof;  
FIG. 3 is a Top Side view thereof;  
FIG. 4 is a Front Side view thereof;  
FIG. 5 is a Left Side view thereof;  
FIG. 6 is a Right Side view thereof; and,  
FIG. 7 is a Bottom View thereof.

**1 Claim, 3 Drawing Sheets**



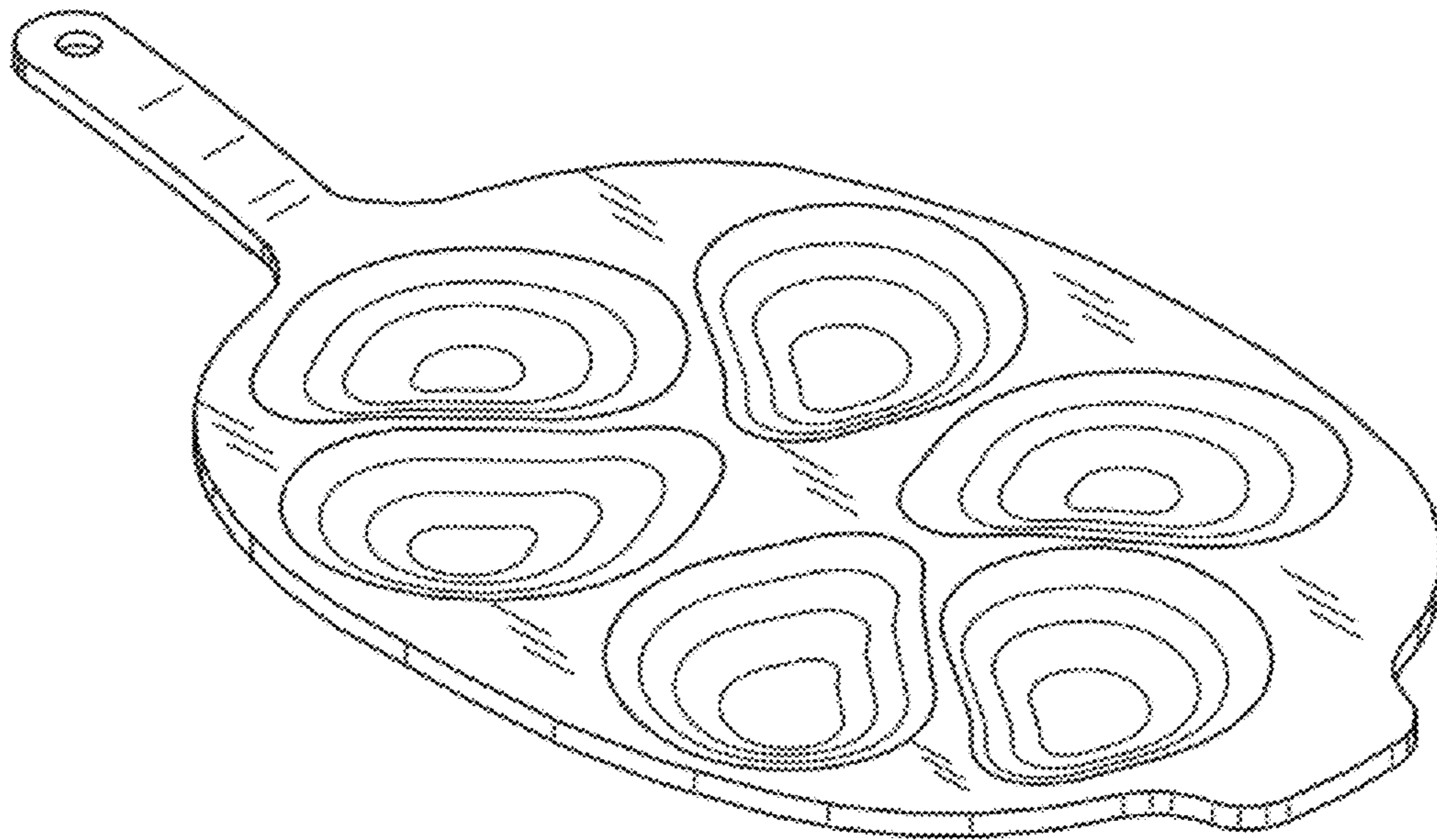


FIG. 1




FIG. 2

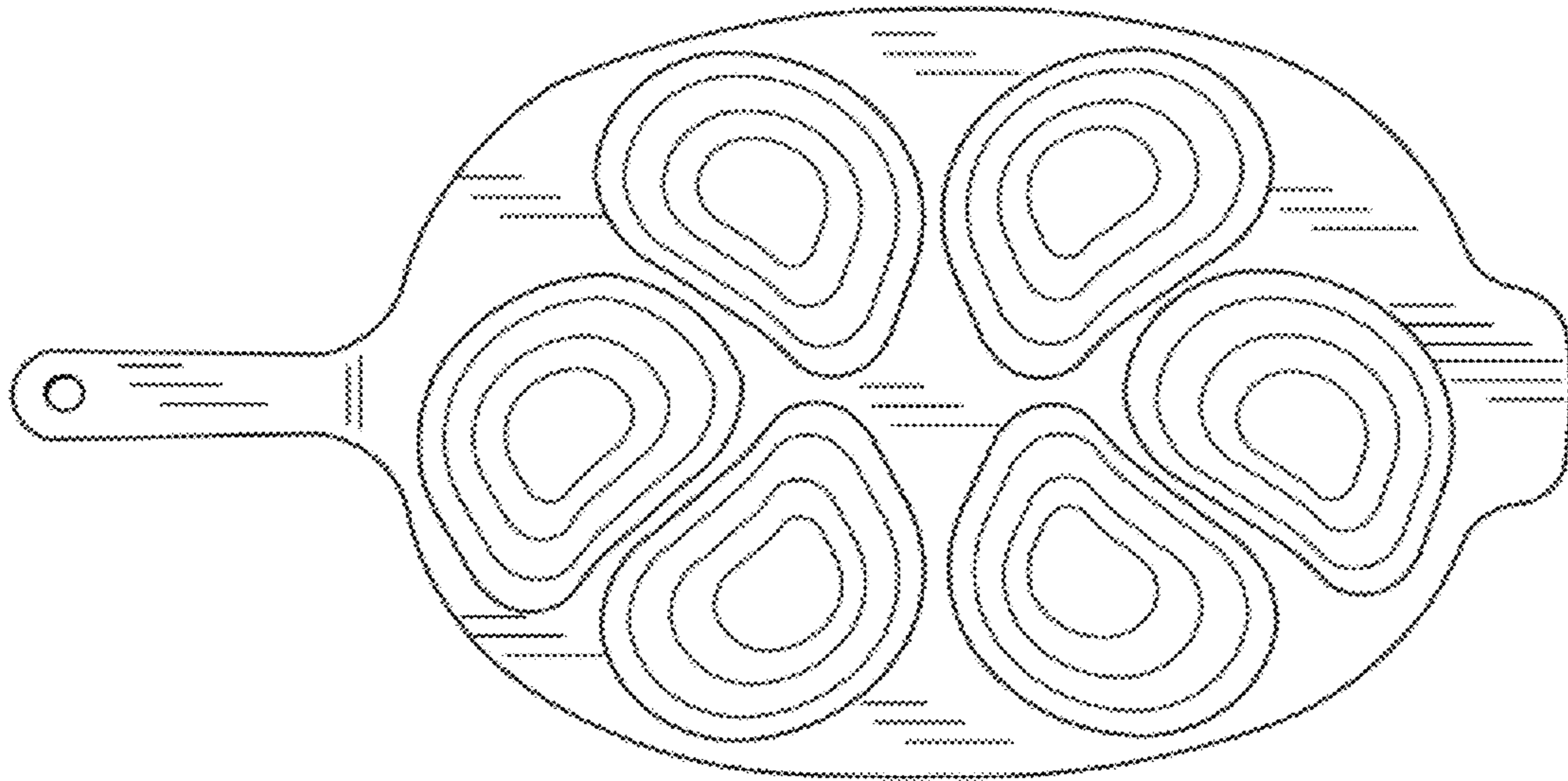


FIG. 3




FIG. 4



FIG. 5



FIG. 6

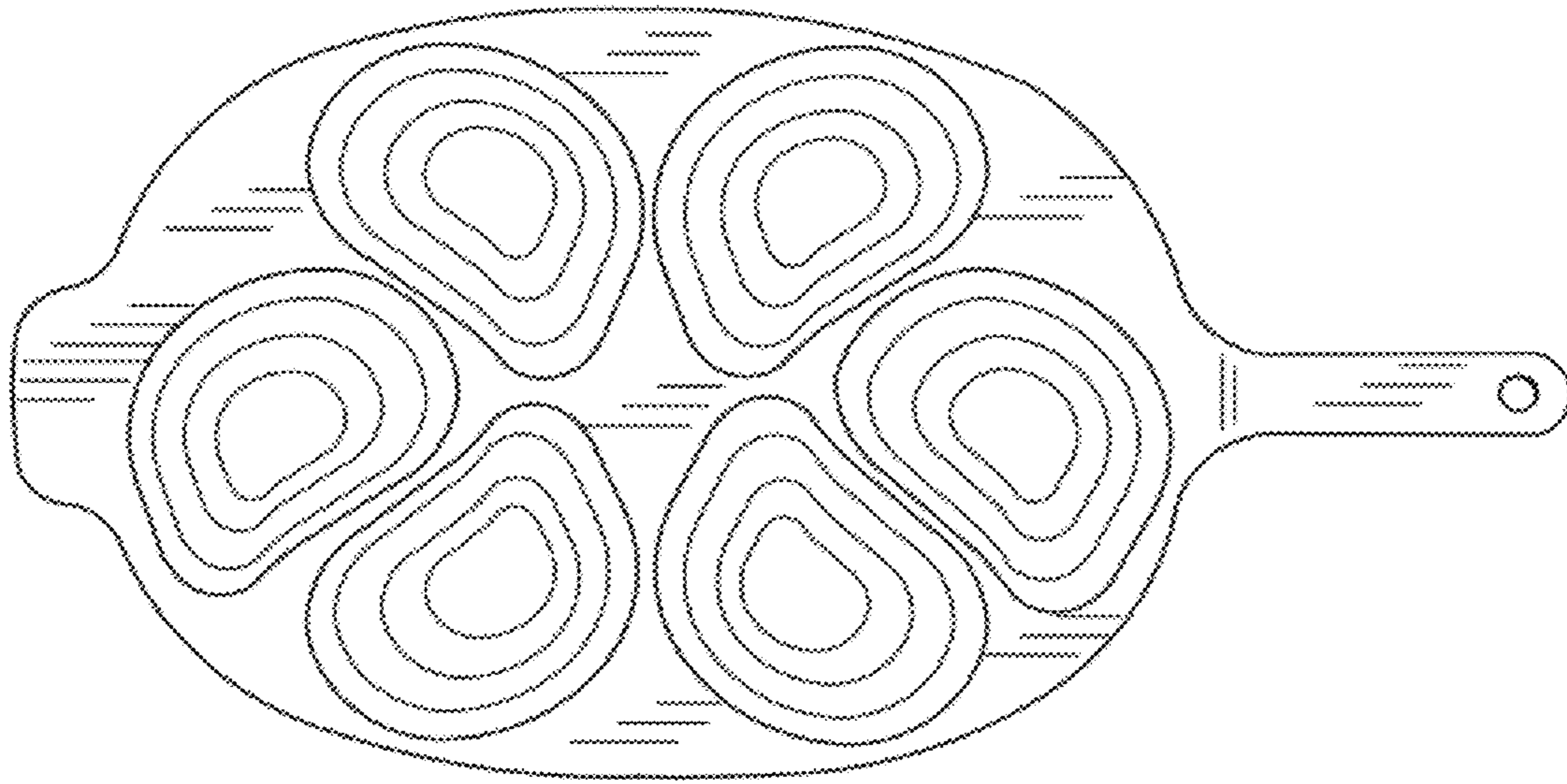


FIG. 7