



US00D672163S

(12) **United States Design Patent**  
**Wells et al.**

(10) **Patent No.:** **US D672,163 S**

(45) **Date of Patent:** **\*\* Dec. 11, 2012**

(54) **LAP DESK**

(76) Inventors: **Joel David Wells**, Spokane, WA (US);  
**Jacquelyn Rae Wells**, Spokane, WA  
(US)

(\*\*) **Term:** **14 Years**

(21) **Appl. No.:** **29/394,835**

(22) **Filed:** **Jun. 22, 2011**

(51) **LOC (9) Cl.** ..... **06-06**

(52) **U.S. Cl.** ..... **D6/406.3**

(58) **Field of Classification Search** ..... D6/406.1-406.6,  
D6/421-422, 426, 429, 440, 451, 489, 510-511;  
D7/552.1, 552.3, 554.1-554.4, 566; 211/126.6,  
211/149; 108/43, 115, 157.1, 157.13  
See application file for complete search history.

(56) **References Cited**

**U.S. PATENT DOCUMENTS**

130,094	A	*	7/1872	White et al.	108/43
D52,657	S	*	11/1918	Howland	D7/550.1
3,232,662	A	*	2/1966	Graves	297/119
D259,904	S	*	7/1981	Ng et al.	D6/406.4
D315,463	S	*	3/1991	Spiegel	D6/511
D343,083	S	*	1/1994	Heiman	D6/511
D353,123	S	*	12/1994	Korona	D12/133
D371,644	S	*	7/1996	Lillelund et al.	D30/133
D413,209	S	*	8/1999	Jarke	D6/406.3
D414,634	S	*	10/1999	Smith et al.	D6/511
D426,409	S	*	6/2000	Clark et al.	D6/511
D433,580	S	*	11/2000	Jarke et al.	D6/406.5
D440,798	S	*	4/2001	Kuhlman et al.	D6/511
D442,795	S	*	5/2001	Holt	D6/406.3
D443,434	S	*	6/2001	Tinsley	D6/406.4
6,305,532	B1	*	10/2001	Overkamp	206/217
D455,024	S	*	4/2002	Mimick et al.	D6/406.3
D468,142	S	*	1/2003	Plavsic	D6/511
D472,728	S	*	4/2003	Harris et al.	D6/406.3
D479,417	S	*	9/2003	Couture et al.	D6/511
D483,971	S	*	12/2003	Barlow-Lawson	D6/511
D499,575	S	*	12/2004	Chan	D6/406.3

D532,825	S	*	11/2006	Bhavnani	D19/88
D538,059	S	*	3/2007	Knorpp	D6/406.3
D563,114	S	*	3/2008	Pegg	D6/406.1
D575,077	S	*	8/2008	Kessels	D6/406.3
D608,270	S	*	1/2010	Priestman	D12/345
D613,979	S	*	4/2010	Moore	D6/511
D627,986	S	*	11/2010	Brownlow	D6/406.3
D630,452	S	*	1/2011	Robbins et al.	D6/406.3
D640,486	S	*	6/2011	Saelid	D6/486
D645,675	S	*	9/2011	Rice et al.	D6/406.3
D655,540	S	*	3/2012	Zemel	D6/511
D655,541	S	*	3/2012	Zemel	D6/511
D664,818	S	*	8/2012	Buffington	D7/699

\* cited by examiner

*Primary Examiner* — Kelley Donnelly

(74) *Attorney, Agent, or Firm* — Martin & Associates, LLC;  
Derek P. Martin

(57) **CLAIM**

The ornamental design for a lap desk, as shown and described.

**DESCRIPTION**

FIG. 1 is a perspective view of a lap desk showing my new design;  
 FIG. 2 is a perspective view thereof;  
 FIG. 3 is a front view thereof, the back view being identical;  
 FIG. 4 is a top view thereof;  
 FIG. 5 is a bottom view thereof;  
 FIG. 6 is a side view thereof, the opposing side view being identical;  
 FIG. 7 is a cross-sectional view thereof taken along the line 7-7 in FIG. 3; and,  
 FIG. 8 is an enlarged end view of the end portion 8 of the cross-sectional view in FIG. 7.  
 The broken lines showing a person in FIG. 1 are for the purposes of illustrating the environment of the article only and form no part of the claimed design.

**1 Claim, 4 Drawing Sheets**

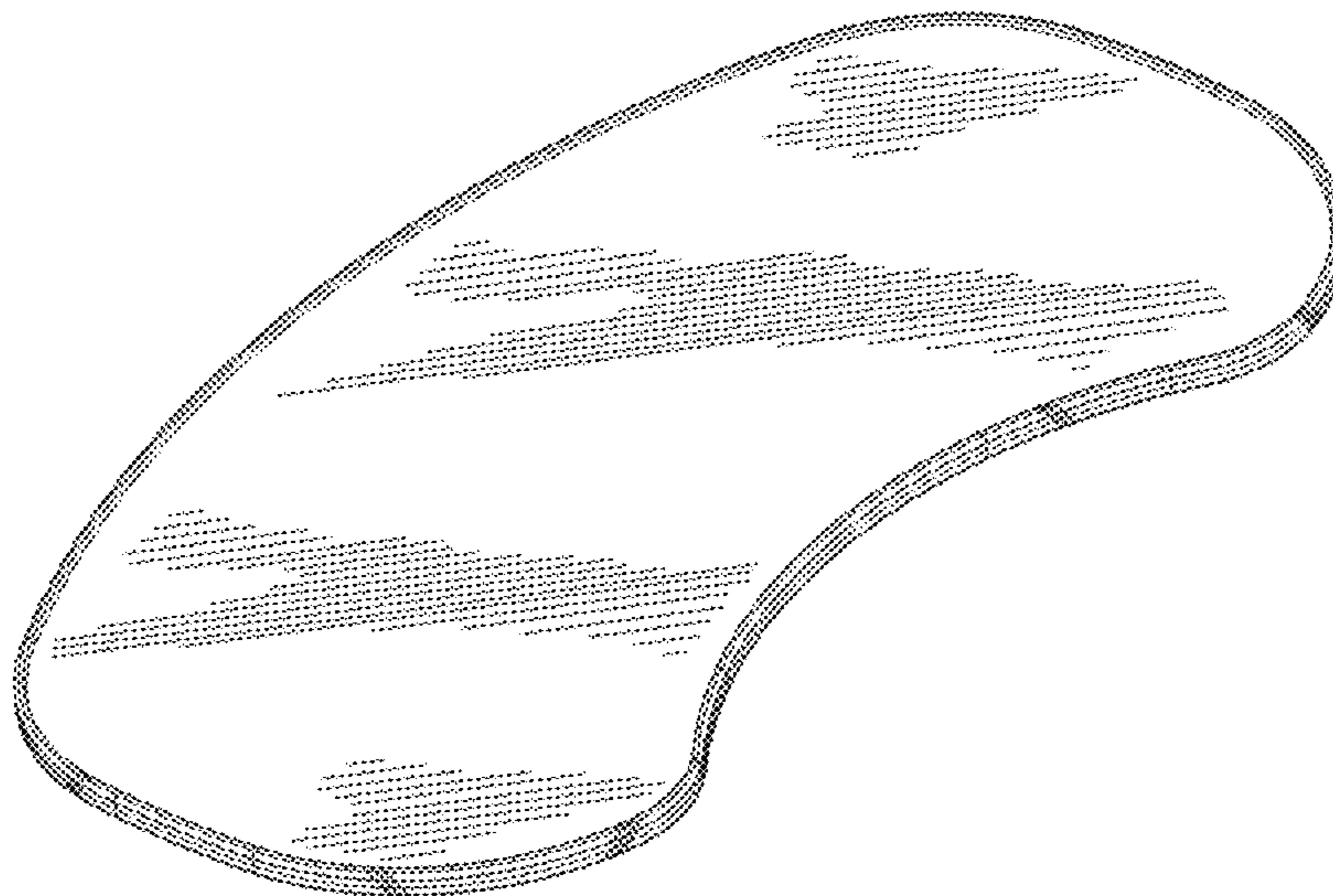




FIG. 1

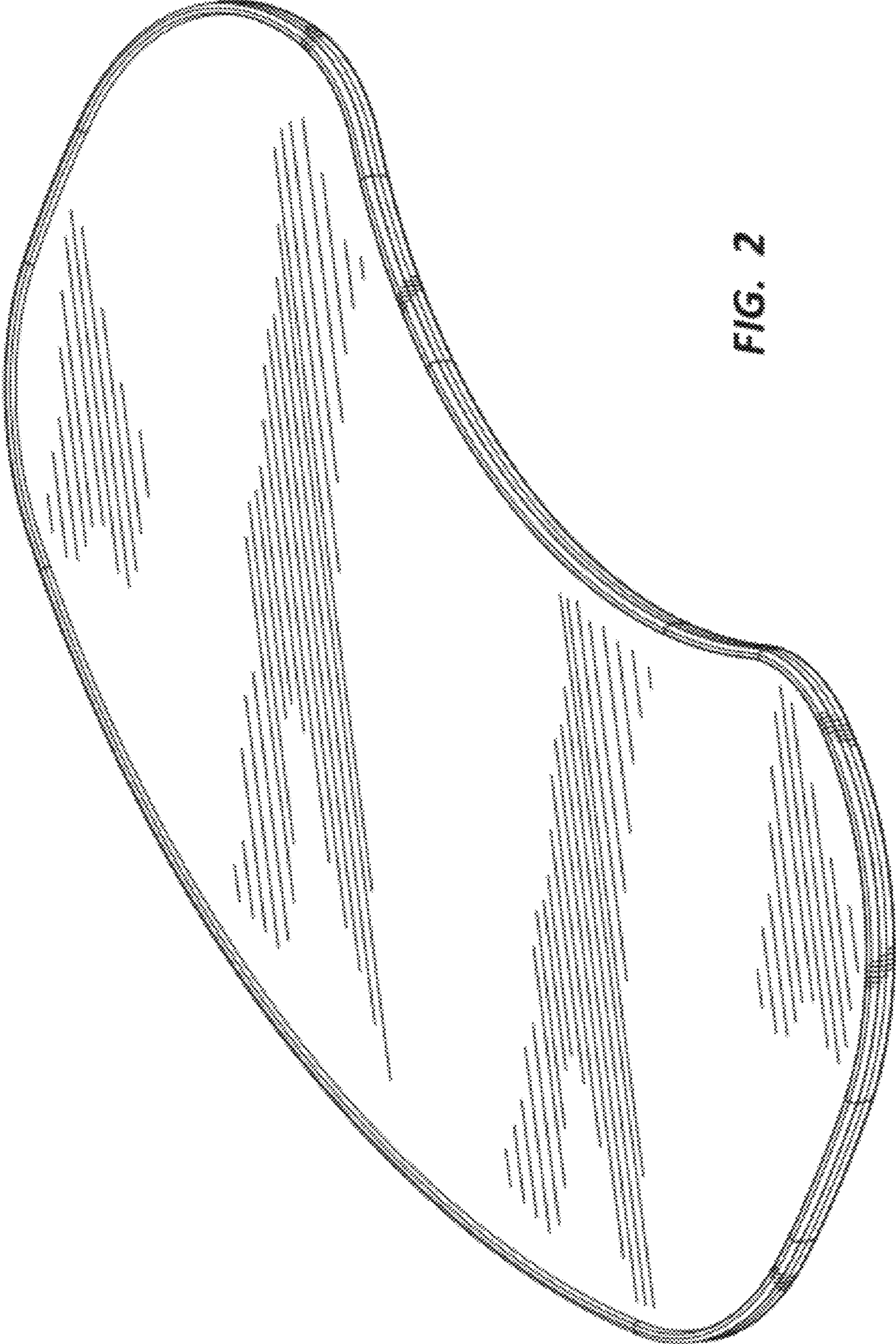


FIG. 2

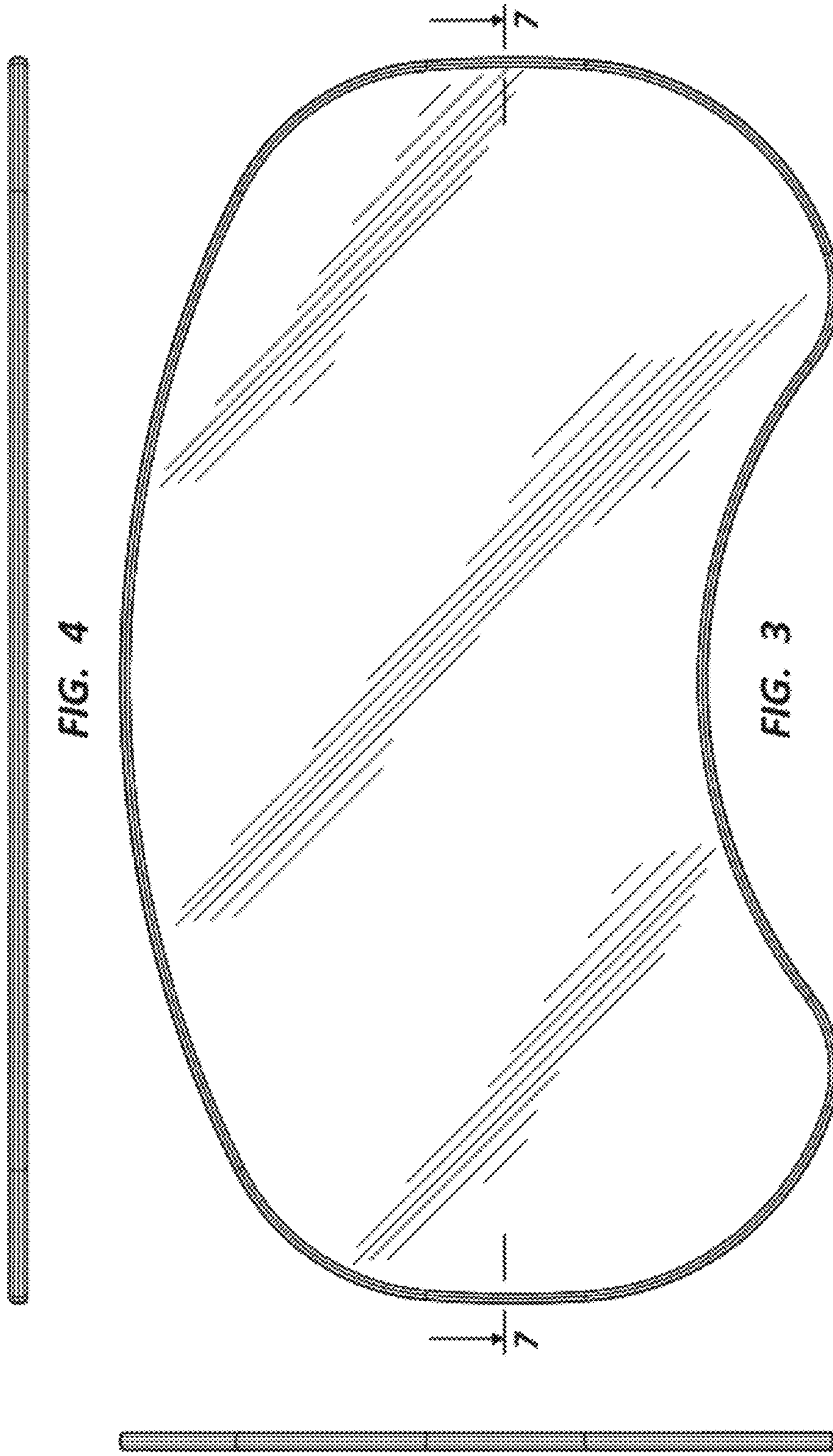


FIG. 4



FIG. 6



FIG. 5

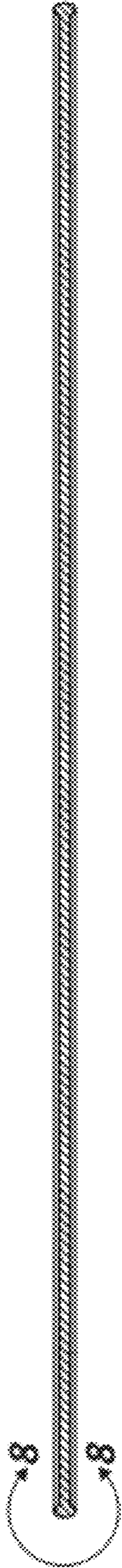


FIG. 7

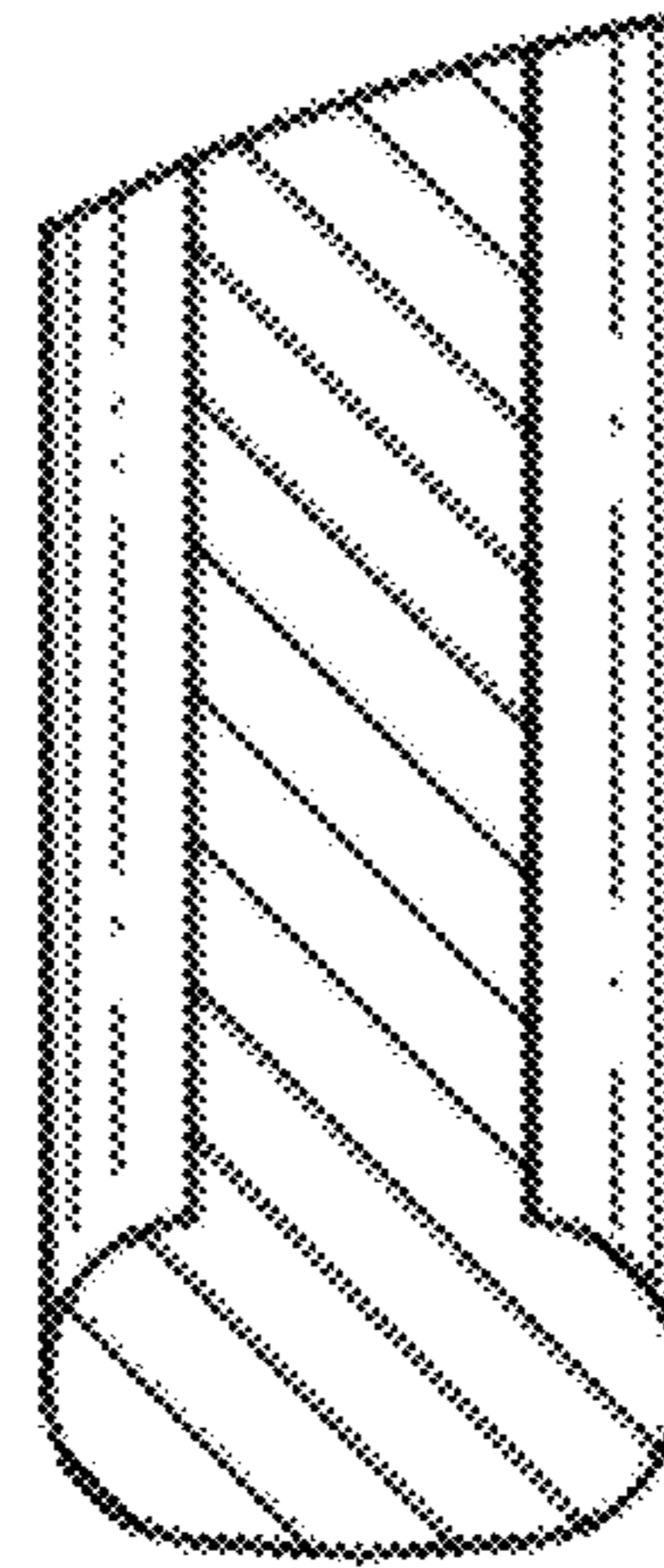


FIG. 8