



US00D672154S

(12) **United States Design Patent**
Huss et al.

(10) **Patent No.:** **US D672,154 S**

(45) **Date of Patent:** **** Dec. 11, 2012**

(54) **WIPE WITH PATTERN**

(75) Inventors: **Michael Edward Huss**, Chilton, WI (US); **Curtis Ferdinand Newman**, Oostburg, WI (US)

(73) Assignee: **Rockline Industries, Inc.**, Sheboygan, WI (US)

(**) Term: **14 Years**

(21) Appl. No.: **29/414,663**

(22) Filed: **Mar. 1, 2012**

(51) **LOC (9) Cl.** **05-06**

(52) **U.S. Cl.** **D5/56**

(58) **Field of Classification Search** D5/4, 46, D5/53, 55-63, 99; D6/582, 583, 602, 612, D6/617; D19/1, 5; D24/124, 126; D32/43; 2/900; 5/490, 495; 15/208; 112/401, 416, 112/439; 139/383 R, 383 B; 428/32, 66.5, 428/85, 151, 152, 187, 542.6

See application file for complete search history.

(56) **References Cited**

U.S. PATENT DOCUMENTS

D19,083 S *	5/1889	Topiiam	D5/59
D36,460 S *	7/1903	Henry	D6/582
D42,868 S	8/1912	Elliot		
D47,834 S *	9/1915	Slayter	D5/53
D58,840 S	8/1921	Thompson		
D63,518 S *	12/1923	Vandergaw et al.	D5/57
1,555,799 A *	9/1925	Hays	428/182
D71,546 S *	11/1926	Day	D5/59
D77,995 S	3/1929	Virgile		
D110,349 S *	7/1938	Dunn et al.	D5/57
D125,036 S *	2/1941	Galper	D5/53
D171,282 S	1/1954	Kinsey		
D180,026 S *	4/1957	Kovler	D5/53
D186,063 S *	9/1959	Shaefer	D5/53

3,672,950 A *	6/1972	Murphy et al.	428/154
D240,563 S	7/1976	Whitehead et al.		
D259,219 S *	5/1981	Bates et al.	D5/57
D276,183 S	10/1984	Whitehead		
D360,531 S	7/1995	Griffith		
5,439,487 A *	8/1995	Stanitzok	15/227
D395,955 S *	7/1998	du Grosriez	D5/57
D411,369 S *	6/1999	Burr et al.	D5/53
D427,778 S *	7/2000	Durben et al.	D5/53
D443,928 S *	6/2001	Richardson et al.	D24/125
D463,137 S	9/2002	Monroe et al.		
D564,236 S	3/2008	Ko et al.		
D583,464 S *	12/2008	Francoeur	D24/124
D591,053 S *	4/2009	Lin	D5/58
D611,255 S	3/2010	Ko et al.		
D632,897 S	2/2011	Coffaro et al.		

(Continued)

Primary Examiner — Karen S Acker

(74) *Attorney, Agent, or Firm* — Reinhart Boerner Van Deuren s.c.

(57) **CLAIM**

The ornamental design for a wipe with pattern, as shown and described.


DESCRIPTION

FIG. 1 shows a top plan view of a first embodiment of the wipe with pattern showing our new design having a first orientation; and,

FIG. 2 shows a top plan view of a second embodiment of the wipe with pattern showing our new design having a second orientation.

The dot dash broken lines surrounding the drawings define the boundaries of the wipe with pattern and form no part thereof. The broken lines within boundary form part of the claimed design. It is understood that the design is intended to be applied uniformly to the entire surface of the wipe with pattern.

1 Claim, 2 Drawing Sheets



US D672,154 S

Page 2

U.S. PATENT DOCUMENTS

D633,722 S *	3/2011	Coffaro et al.	D5/56	D645,258 S	9/2011	Weber	
D637,009 S	5/2011	Ko et al.		D646,900 S *	10/2011	Vitucci et al.	D5/56
D638,225 S	5/2011	Ko et al.		D662,327 S *	6/2012	Espinosa et al.	D5/56
D644,441 S	9/2011	Hutchison					

* cited by examiner




FIG. 1




FIG. 2