



US00D672145S

(12) **United States Design Patent**
Buie, II

(10) **Patent No.:** **US D672,145 S**
(45) **Date of Patent:** **** Dec. 11, 2012**

(54) **GUN CLEANING KIT**
(75) Inventor: **James H. Buie, II**, Little Rock, AR (US)
(73) Assignee: **Dac Technologies Group International, Inc.**, Little Rock, AR (US)
(**) Term: **14 Years**
(21) Appl. No.: **29/373,861**
(22) Filed: **Jun. 1, 2011**
(51) **LOC (9) Cl.** **03-01**
(52) **U.S. Cl.** **D3/262**
(58) **Field of Classification Search** D3/262,
D3/203.1, 203.5, 203.6, 203.8; 206/315.11,
206/315.2-315.3
See application file for complete search history.

5,931,363 A 8/1999 Ammons, Jr.
5,972,125 A 10/1999 Hedge
D424,294 S 5/2000 Lundyn
D427,764 S * 7/2000 Conway D3/203.5
6,126,005 A 10/2000 Long, Jr.
6,209,723 B1 4/2001 Fields
6,244,899 B1 6/2001 Bogursky
6,269,579 B1 8/2001 Warner
6,547,070 B1 * 4/2003 Kolpin 206/317
D482,863 S 12/2003 Flood
6,701,657 B1 3/2004 Hudspeth
D500,597 S * 1/2005 Hillman D3/301
D505,008 S 5/2005 Malik
7,020,994 B2 4/2006 Buie, II
D535,476 S 1/2007 Pennington
7,165,673 B2 1/2007 Marks
D543,025 S 5/2007 Cicione
7,356,961 B2 4/2008 Williams
7,367,151 B1 5/2008 Black
D602,663 S 10/2009 Pennington
D604,947 S 12/2009 Smart
D632,079 S * 2/2011 Spencer et al. D3/301

(56) **References Cited**

U.S. PATENT DOCUMENTS

682,877 A 9/1901 Mills
2,996,227 A 8/1961 Andrew
D279,120 S 6/1985 Spangler
D283,269 S * 4/1986 Durbin D3/262
4,807,381 A 2/1989 Southard
4,873,777 A 10/1989 Southard
4,901,464 A 2/1990 Banoun
D310,302 S 9/1990 Southard
D313,886 S 1/1991 Southard
5,052,555 A 10/1991 Harmon
5,075,998 A 12/1991 Selleck
D325,952 S 5/1992 Moore
5,202,523 A 4/1993 Grossman
5,317,827 A 6/1994 Jaremeo
5,379,542 A 1/1995 Guzman
5,427,239 A 6/1995 Hunt
D383,492 S * 9/1997 Siemon et al. D19/26
D383,896 S * 9/1997 Whang D3/254
5,775,021 A 7/1998 Weiss

* cited by examiner

Primary Examiner — Holly Baynham

(74) *Attorney, Agent, or Firm* — Stephen D. Carver

(57) **CLAIM**

The ornamental design for a gun cleaning kit, as shown and described.

DESCRIPTION

FIG. 1 is a frontal isometric view of the preferred embodiment of my new gun cleaning kit;
FIG. 2 is a top plan view thereof;
FIG. 3 is a right side view thereof;
FIG. 4 is a left side view thereof;
FIG. 5 is a front plan view thereof; and,
FIG. 6 is a rear plan view thereof.

1 Claim, 5 Drawing Sheets

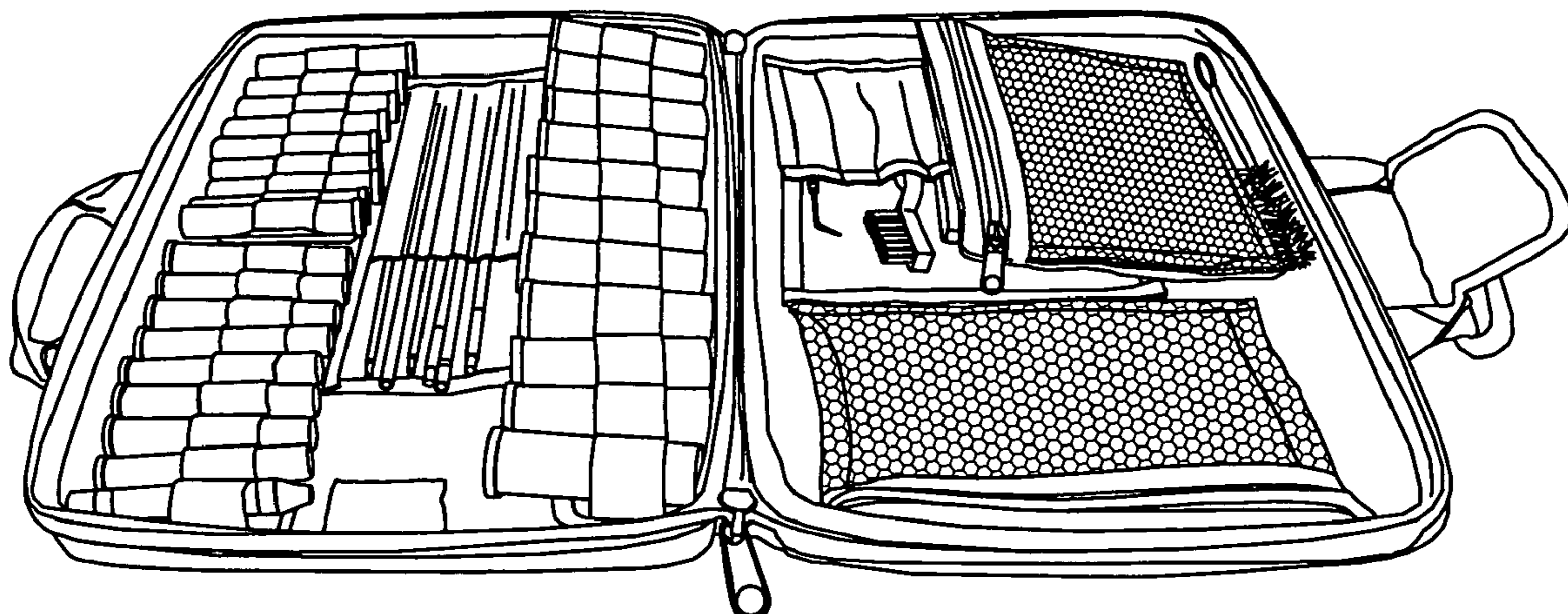


Fig. 1

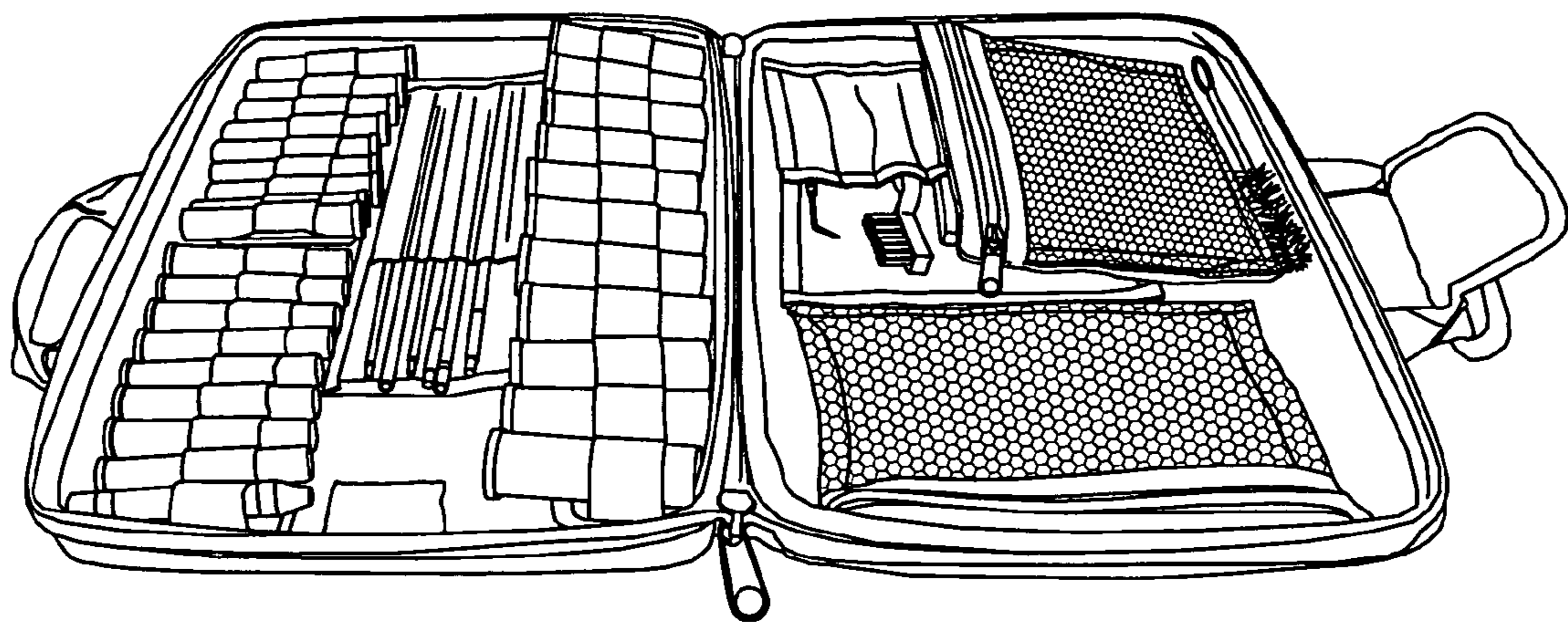


Fig. 2

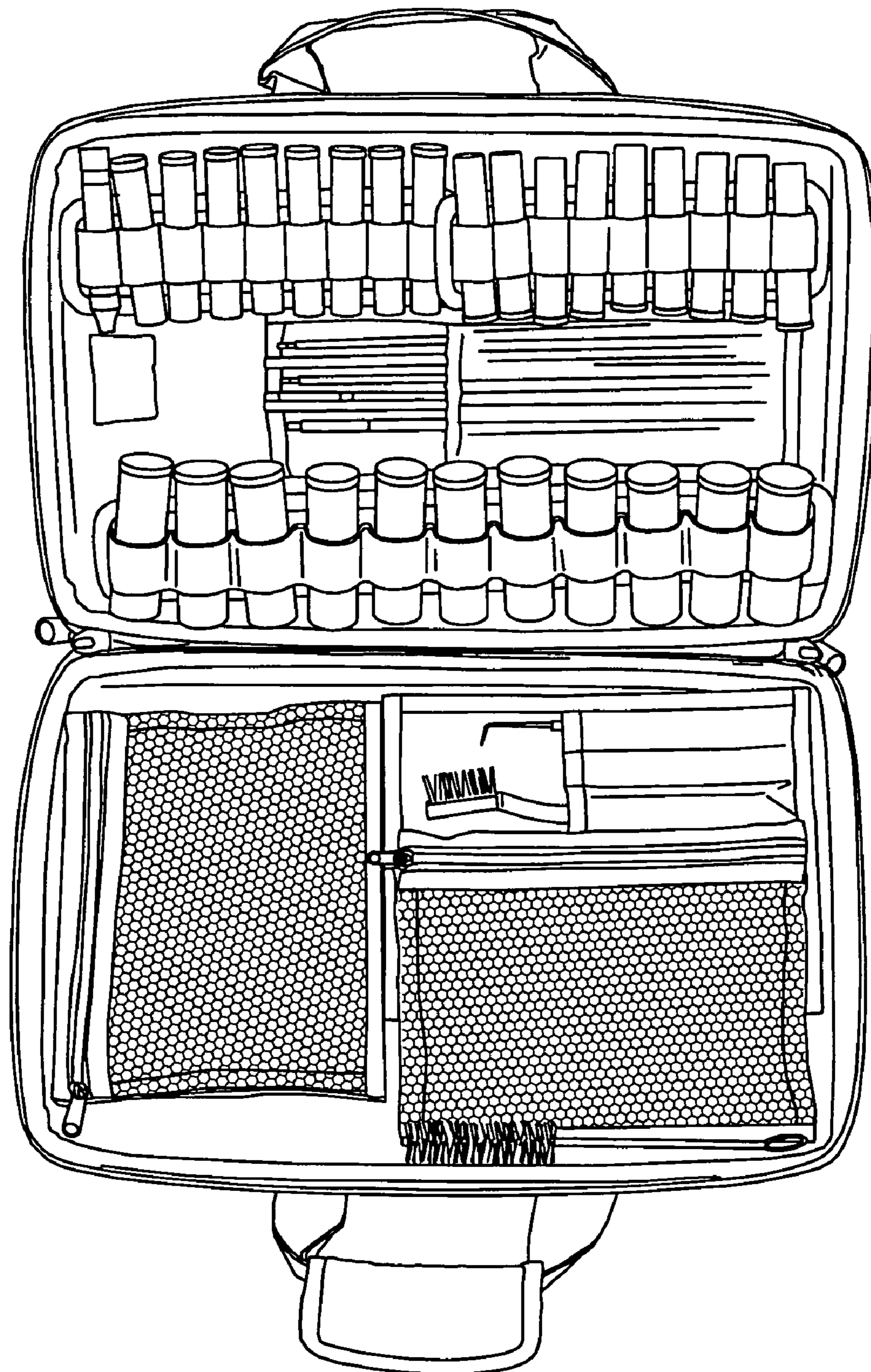


Fig. 3

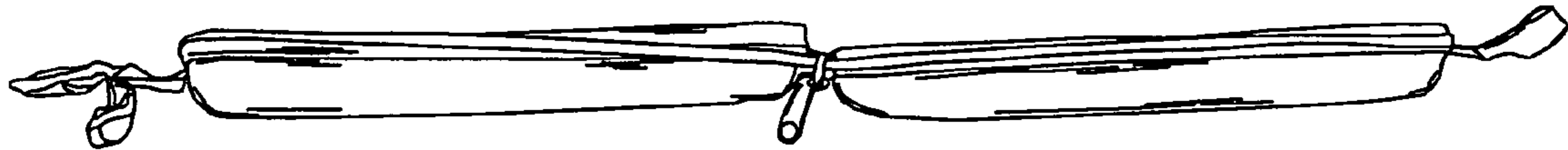


Fig. 4

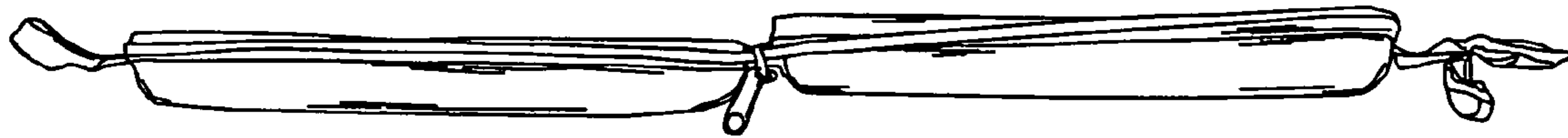


Fig. 5



Fig. 6

