



US00D672143S

(12) **United States Design Patent**
Buie, II

(10) **Patent No.:** **US D672,143 S**
(45) **Date of Patent:** **** Dec. 11, 2012**

- (54) **CASE FOR A GUN CLEANING KIT**
 - (75) **Inventor:** **James H. Buie, II**, Little Rock, AR (US)
 - (73) **Assignee:** **DAC Technologies Group International, Inc.**, Little Rock, AR (US)
 - (**) **Term:** **14 Years**
 - (21) **Appl. No.:** **29/373,820**
 - (22) **Filed:** **May 27, 2011**
 - (51) **LOC (9) Cl.** **03-01**
 - (52) **U.S. Cl.** **D3/262**
 - (58) **Field of Classification Search** D3/262,
D3/203.1, 203.3, 203.6-203.8, 221-222,
D3/273; 206/538, 315.11, 317, 373, 473,
206/579
- See application file for complete search history.

5,775,021 A	7/1998	Weiss	
5,931,363 A	8/1999	Ammons, Jr.	
5,972,125 A	10/1999	Hedge	
D424,294 S	5/2000	Lundyn	
D427,764 S *	7/2000	Conway D3/203.5
6,126,005 A	10/2000	Long, Jr.	
6,209,723 B1	4/2001	Fields	
6,244,899 B1	6/2001	Bogursky	
6,269,579 B1	8/2001	Warner	
D482,863 S	12/2003	Flood	
6,701,657 B1	3/2004	Hudspeth	
D500,597 S *	1/2005	Hillman D3/301
D505,008 S	5/2005	Malik	
7,020,994 B2	4/2006	Buie, II	
D535,476 S	1/2007	Pennington	
7,165,673 B2	1/2007	Marks	
D543,028 S	5/2007	Dumas	
7,356,961 B2	4/2008	Williams	
7,367,151 B1	5/2008	Black	

(Continued)

Primary Examiner — Holly Baynham
(74) *Attorney, Agent, or Firm* — Stephen D. Carver

(56) **References Cited**

U.S. PATENT DOCUMENTS

682,877 A	9/1901	Mills	
2,996,227 A	8/1961	Andrew	
D279,120 S	6/1985	Spangler	
D283,269 S *	4/1986	Durbin D3/262
4,807,381 A	2/1989	Southard	
4,873,777 A	10/1989	Southard	
4,901,464 A	2/1990	Banoun	
D310,302 S	9/1990	Southard	
D313,886 S	1/1991	Southard	
5,052,555 A	10/1991	Harmon	
5,075,998 A	12/1991	Selleck	
D325,952 S	5/1992	Moore	
5,202,523 A	4/1993	Grossman	
5,317,827 A	6/1994	Jaremeo	
5,379,542 A	1/1995	Guzman	
5,427,239 A	6/1995	Hunt	
D383,492 S *	9/1997	Siemon et al. D19/26
D383,896 S *	9/1997	Whang D3/254


(57) **CLAIM**

The ornamental design for a case for a gun cleaning kit, as shown and described.

DESCRIPTION

FIG. 1 is a top plan view of the preferred embodiment of my new case for a gun cleaning kit;
FIG. 2 is a side elevational view of the case of FIG. 1;
FIG. 3 is a left end elevational view thereof, as viewed from a position generally to the left of FIG. 1;
FIG. 4 is a right end elevational view thereof, as viewed from a position generally to the right of FIG. 1;
FIG. 5 is an elevational view of the side opposite that of FIG. 2 case;
FIG. 6 is a frontal isometric view thereof; and,
FIG. 7 is a rear isometric view thereof.

1 Claim, 6 Drawing Sheets



US D672,143 S

Page 2

U.S. PATENT DOCUMENTS

D602,663 S 10/2009 Pennington
D604,947 S 12/2009 Smart

D632,079 S * 2/2011 Spencer et al. D3/301

* cited by examiner

Fig. 1




Fig. 2




Fig. 3




Fig. 4




Fig. 5




Fig. 6

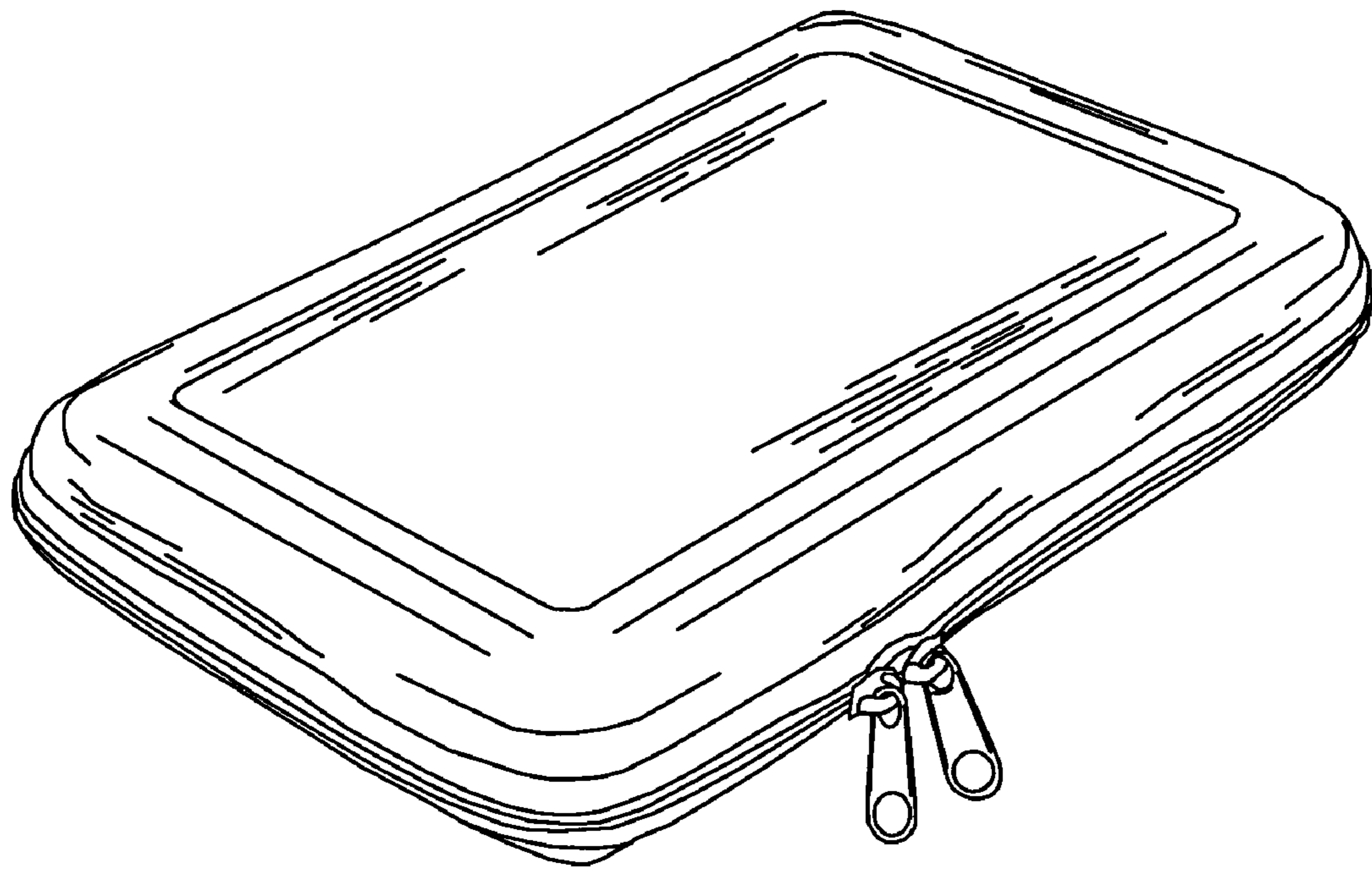


Fig. 7

