



US00D672126S

(12) **United States Design Patent**  
**Walker**

(10) **Patent No.:** **US D672,126 S**

(45) **Date of Patent:** **\*\* Dec. 11, 2012**

(54) **SHOE INSERT**

(75) Inventor: **Steven H. Walker**, Camas, WA (US)

(73) Assignee: **NIKE, Inc.**, Beaverton, OR (US)

(\*\*) Term: **14 Years**

(21) Appl. No.: **29/413,861**

(22) Filed: **Feb. 22, 2012**

(51) **LOC (9) Cl.** ..... **02-99**

(52) **U.S. Cl.** ..... **D2/961; D2/946**

(58) **Field of Classification Search** ..... D2/946,  
D2/961; 36/43, 44, 71

See application file for complete search history.

(56) **References Cited**

U.S. PATENT DOCUMENTS

|           |   |   |         |           |       |         |
|-----------|---|---|---------|-----------|-------|---------|
| 444,735   | A | * | 1/1891  | Thomas    | ..... | 607/144 |
| 892,360   | A | * | 6/1908  | Burns     | ..... | 607/144 |
| 2,300,739 | A |   | 8/1941  | Brown     |       |         |
| D341,023  | S | * | 11/1993 | Frederick | ..... | D2/961  |
| D343,504  | S |   | 1/1994  | Lee       |       |         |

|          |   |   |         |             |       |        |
|----------|---|---|---------|-------------|-------|--------|
| D446,637 | S |   | 8/2001  | Patterson   |       |        |
| D446,917 | S | * | 8/2001  | Brown       | ..... | D2/961 |
| D471,698 | S | * | 3/2003  | Brown       | ..... | D2/961 |
| D486,625 | S | * | 2/2004  | Hipkiss     | ..... | D2/961 |
| D497,472 | S |   | 10/2004 | Vasyli      |       |        |
| D512,554 | S | * | 12/2005 | Vito et al. | ..... | D2/961 |
| D596,388 | S |   | 7/2009  | Hill        |       |        |
| D625,501 | S |   | 10/2010 | Lidtke      |       |        |
| D640,864 | S |   | 7/2011  | Munkhammar  |       |        |

\* cited by examiner

*Primary Examiner* — Dominic Simone

(74) *Attorney, Agent, or Firm* — Banner & Witcoff, Ltd.

(57) **CLAIM**

The ornamental design for a shoe insert, as shown and described.

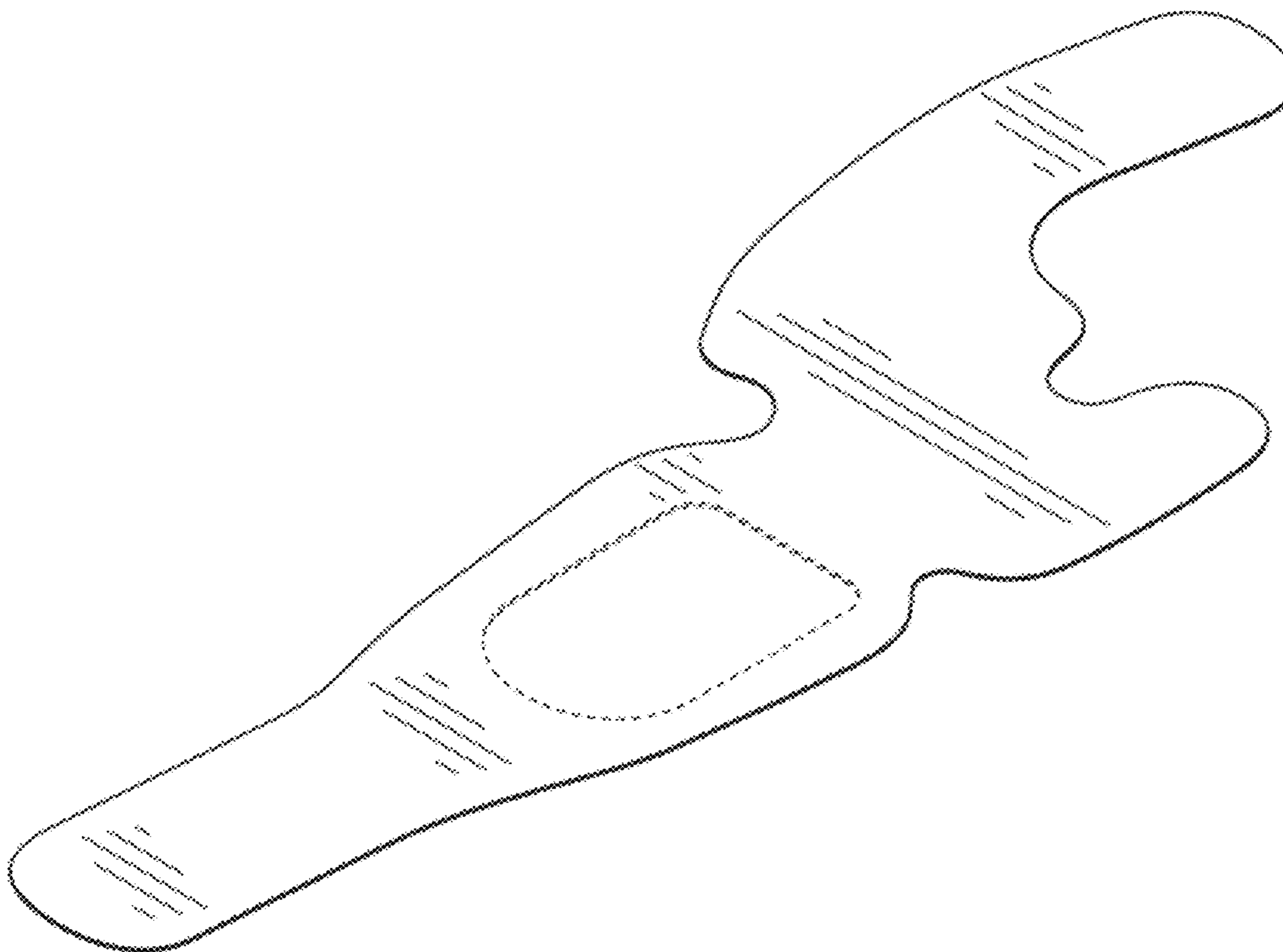
**DESCRIPTION**

FIG. 1 is an isometric view of a shoe insert showing my new design; and,

FIG. 2 is a top view thereof.

The broken line depiction of the cutout is for illustrative purposes only and forms no part of the claimed design.

**1 Claim, 2 Drawing Sheets**



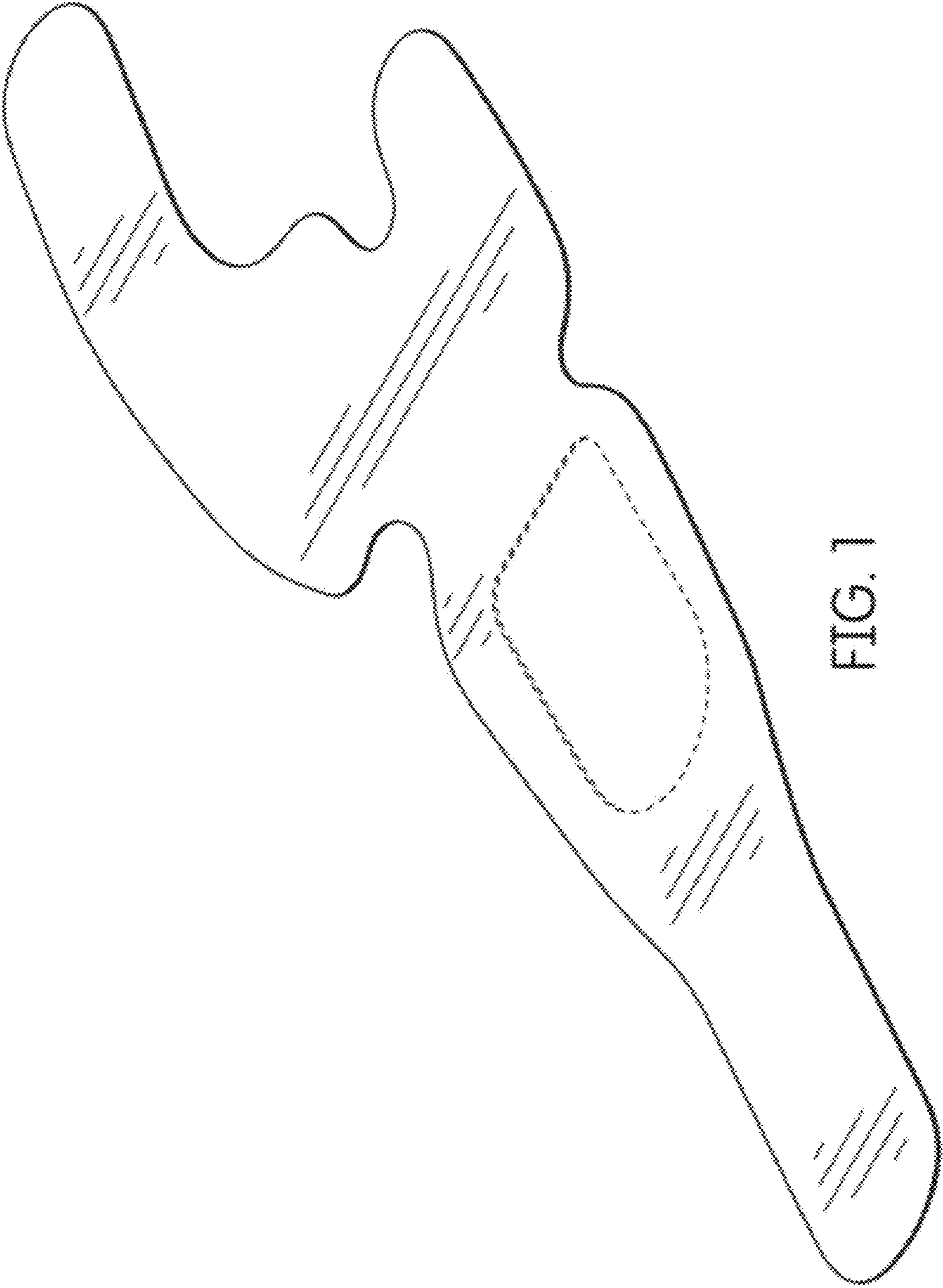


FIG. 1

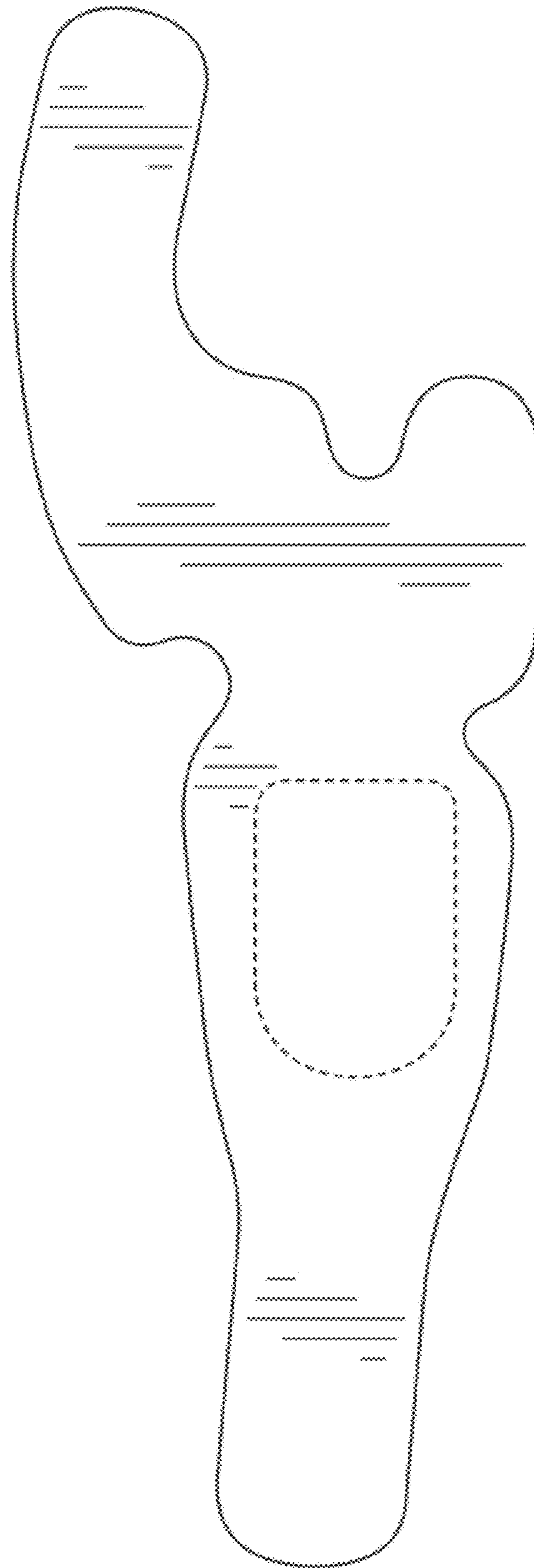


FIG. 2