



US00D672124S

(12) **United States Design Patent**
Minami

(10) **Patent No.:** **US D672,124 S**

(45) **Date of Patent:** **** Dec. 11, 2012**

(54) **SHOE OUTSOLE**

(75) Inventor: **Tetsuya T. Minami**, Portland, OR (US)

(73) Assignee: **NIKE, Inc.**, Beaverton, OR (US)

(**) Term: **14 Years**

(21) Appl. No.: **29/431,042**

(22) Filed: **Aug. 31, 2012**

(51) **LOC (9) Cl.** **02-04**

(52) **U.S. Cl.** **D2/951; D2/947**

(58) **Field of Classification Search** D2/902,
D2/906, 908, 916, 918, 925, 946-962, 977;
36/3 B, 22 R, 24.5, 25 R, 28, 32 R, 34 R,
36/59 C, 67 A, 103

See application file for complete search history.

(56) **References Cited**

U.S. PATENT DOCUMENTS

D308,902 S *	7/1990	Aveni	D2/946
D317,827 S	7/1991	Austin	
D317,974 S	7/1991	Austin	
D325,814 S *	5/1992	Benatti et al.	D2/953
D329,536 S	9/1992	Lucas	
5,199,191 A *	4/1993	Moumdjian	36/28
D338,325 S	8/1993	Avar	
D338,775 S	8/1993	Hatfield et al.	
D341,245 S	11/1993	Lai	
D412,051 S	7/1999	Fogg	
D413,713 S	9/1999	Hernandez	
D423,200 S	4/2000	Schambra	
D432,761 S	10/2000	Patterson	
D439,393 S	3/2001	White	
D490,220 S *	5/2004	Edauw	D2/908
D504,007 S *	4/2005	Cintron	D2/953
D529,265 S	10/2006	Corbi Rico	
D571,542 S	6/2008	Wilken	

D573,779 S *	7/2008	Stauffer	D2/954
D580,139 S	11/2008	McClaskie	
D590,586 S	4/2009	Harlow	
D597,289 S *	8/2009	Chang	D2/960
D608,082 S *	1/2010	Lemaster	D2/957
D627,144 S	11/2010	Bettencourt	
D630,422 S *	1/2011	Davis	D2/951
D643,198 S	8/2011	Young	
D648,514 S *	11/2011	Avar	D2/946
8,181,364 B2 *	5/2012	Mayden et al.	36/103
2009/0300942 A1 *	12/2009	Peikert	36/88

OTHER PUBLICATIONS

Nike Footwear Catalog, Footwear: Spring 1994, p. 6, published Jun. 1993, Nike, Inc., USA.

Nike Footwear Catalog, Men's and Women's Footwear: Spring 2003, p. 59, published Jun. 2002, Nike, Inc., USA.

Nike Footwear Catalog, Footwear: Late Spring 2005, p. 87, published Aug. 2004, Nike, Inc., USA.

* cited by examiner

Primary Examiner — T. Chase Nelson

(74) *Attorney, Agent, or Firm* — Banner & Witcoff, Ltd.

(57) **CLAIM**

The ornamental design for a shoe outsole, as shown and described.

DESCRIPTION

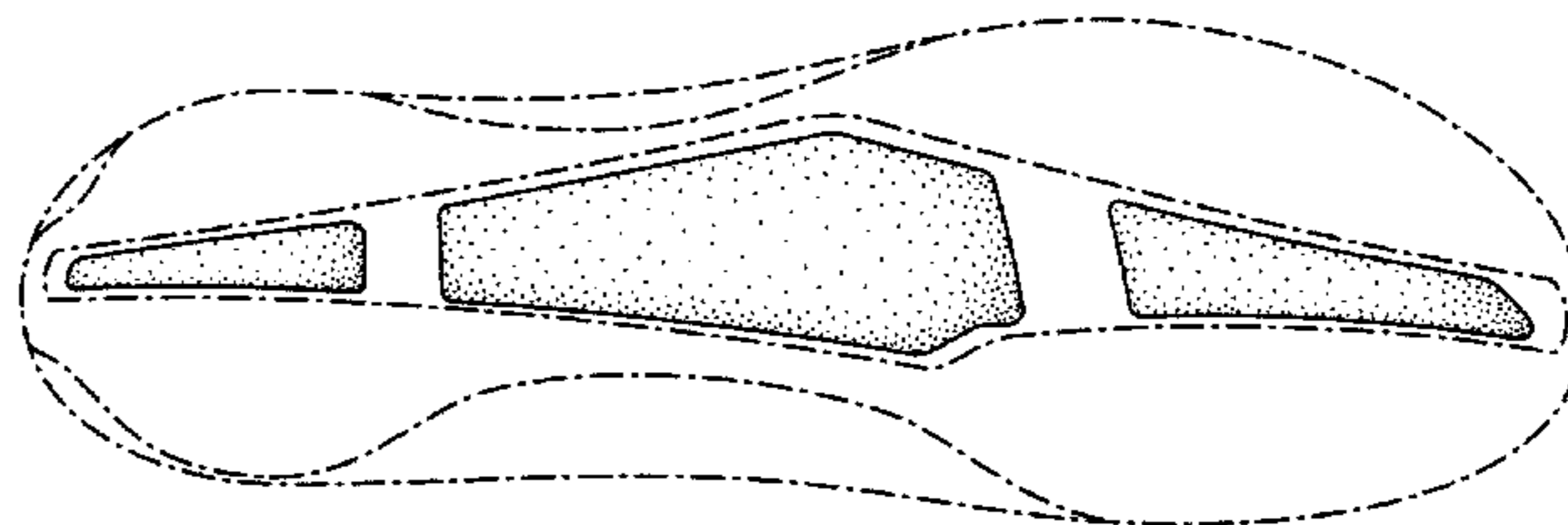
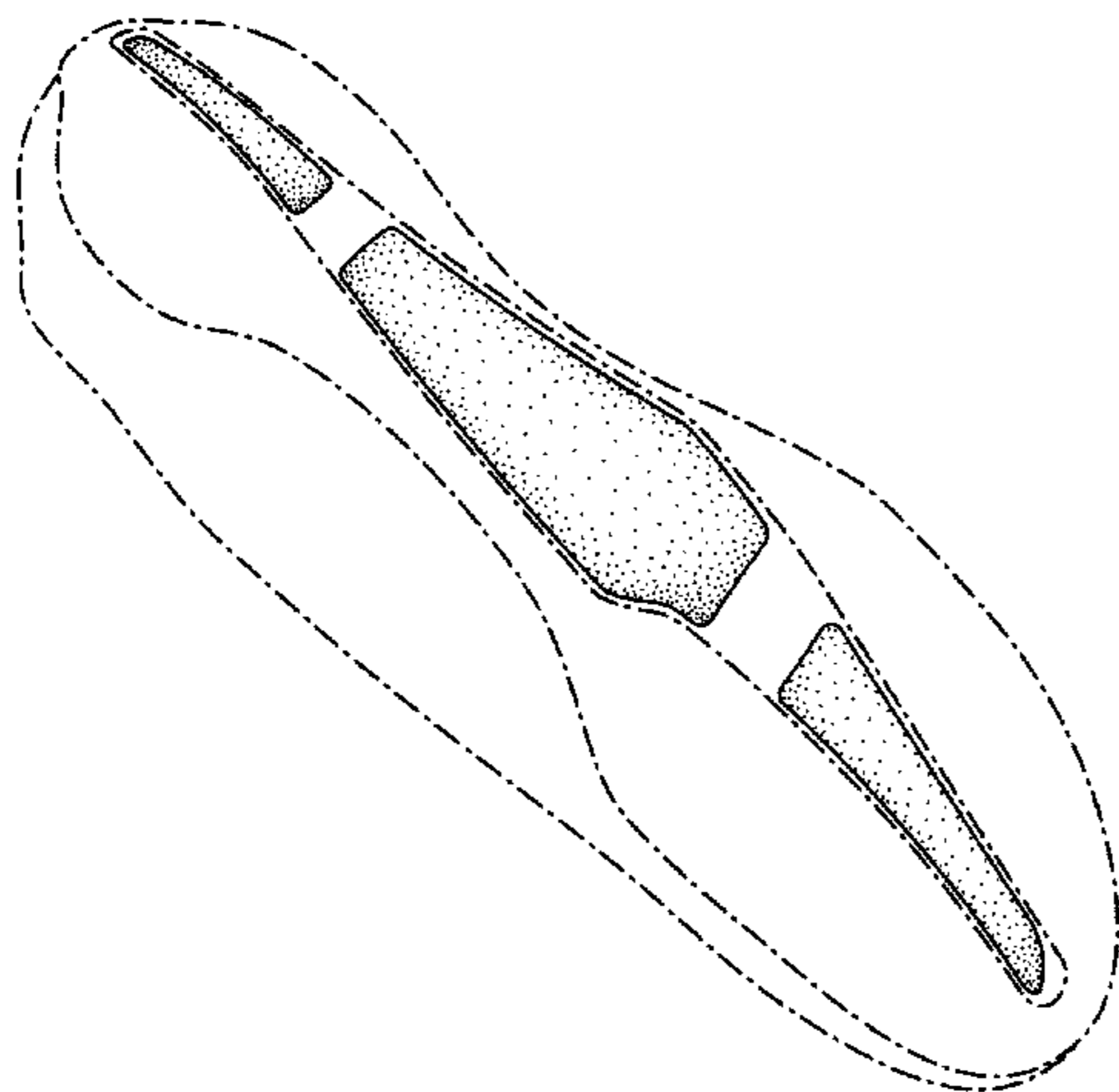
FIG. 1 is a front perspective view of a shoe outsole showing my new design;

FIG. 2 is a side view thereof; and,

FIG. 3 is a rear perspective view thereof.

The broken lines showing the remainder of the shoe are for environmental purposes only and form no part of the claimed design.

1 Claim, 3 Drawing Sheets



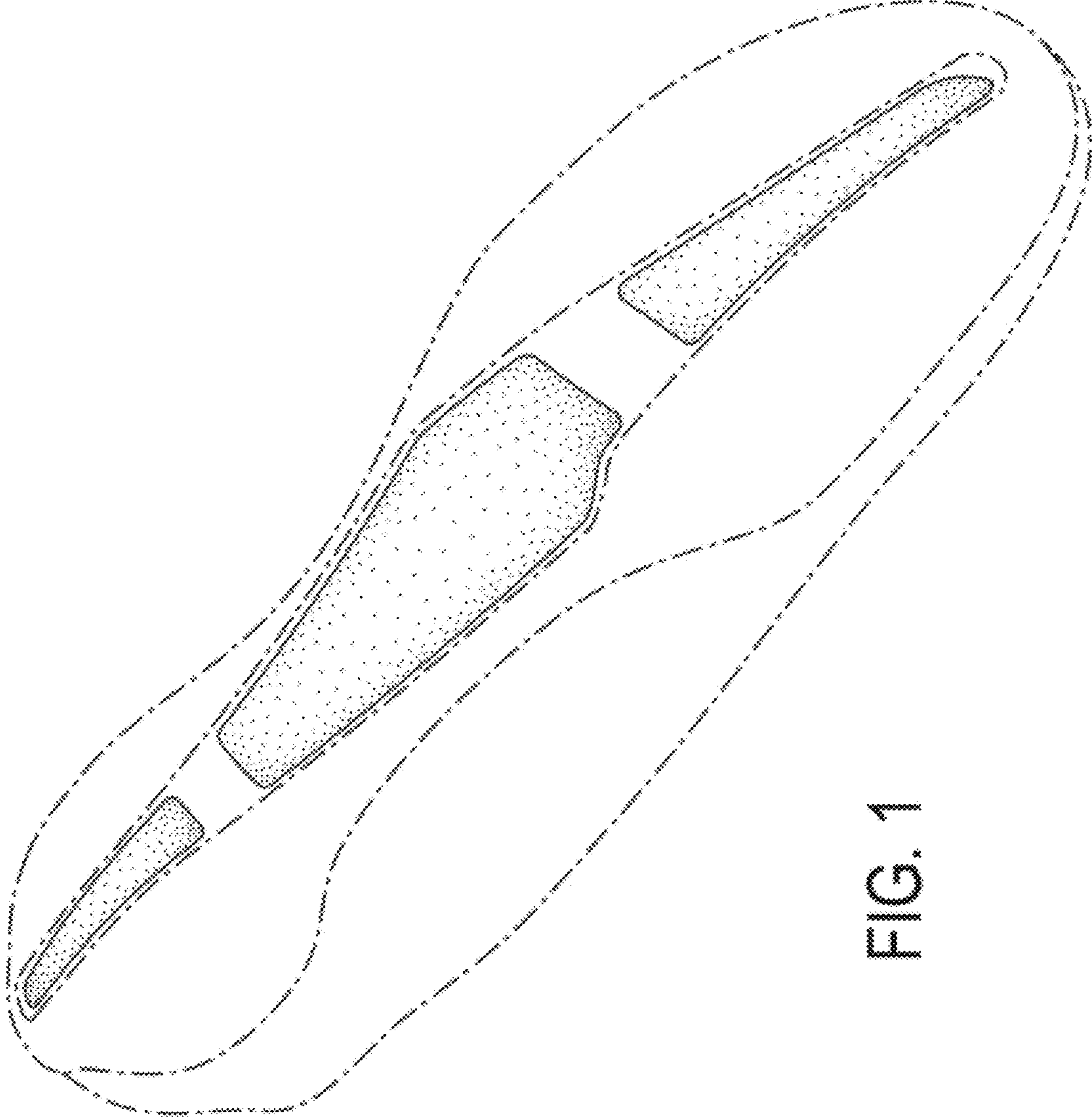


FIG. 1

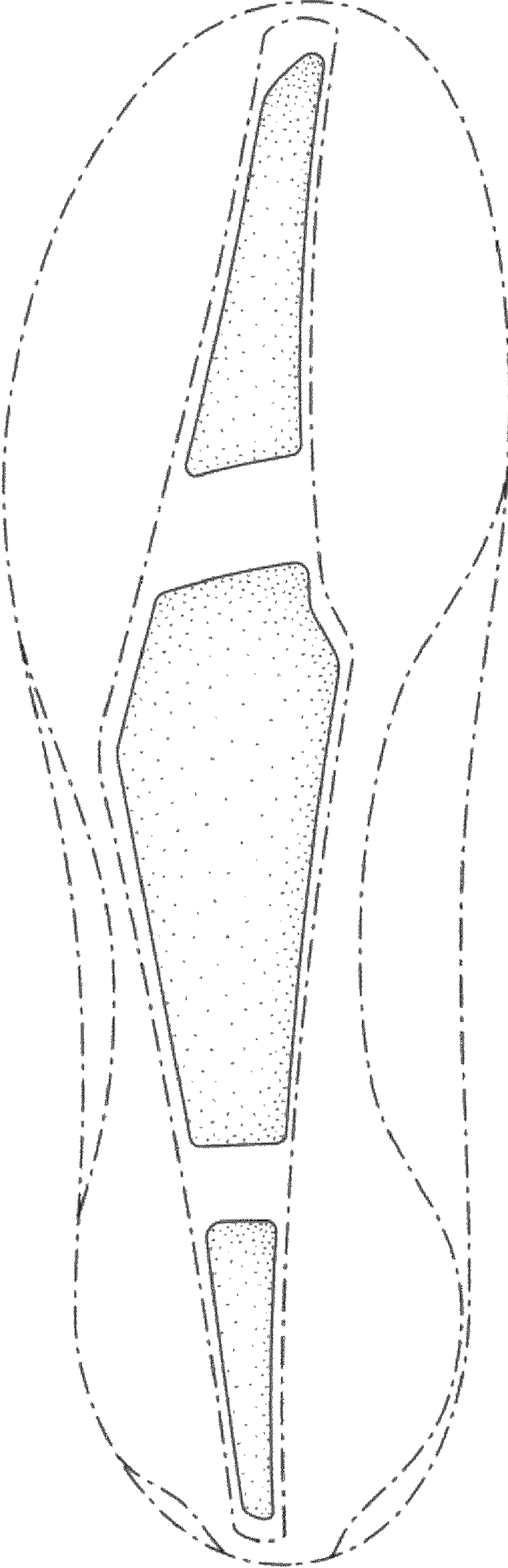


FIG. 2

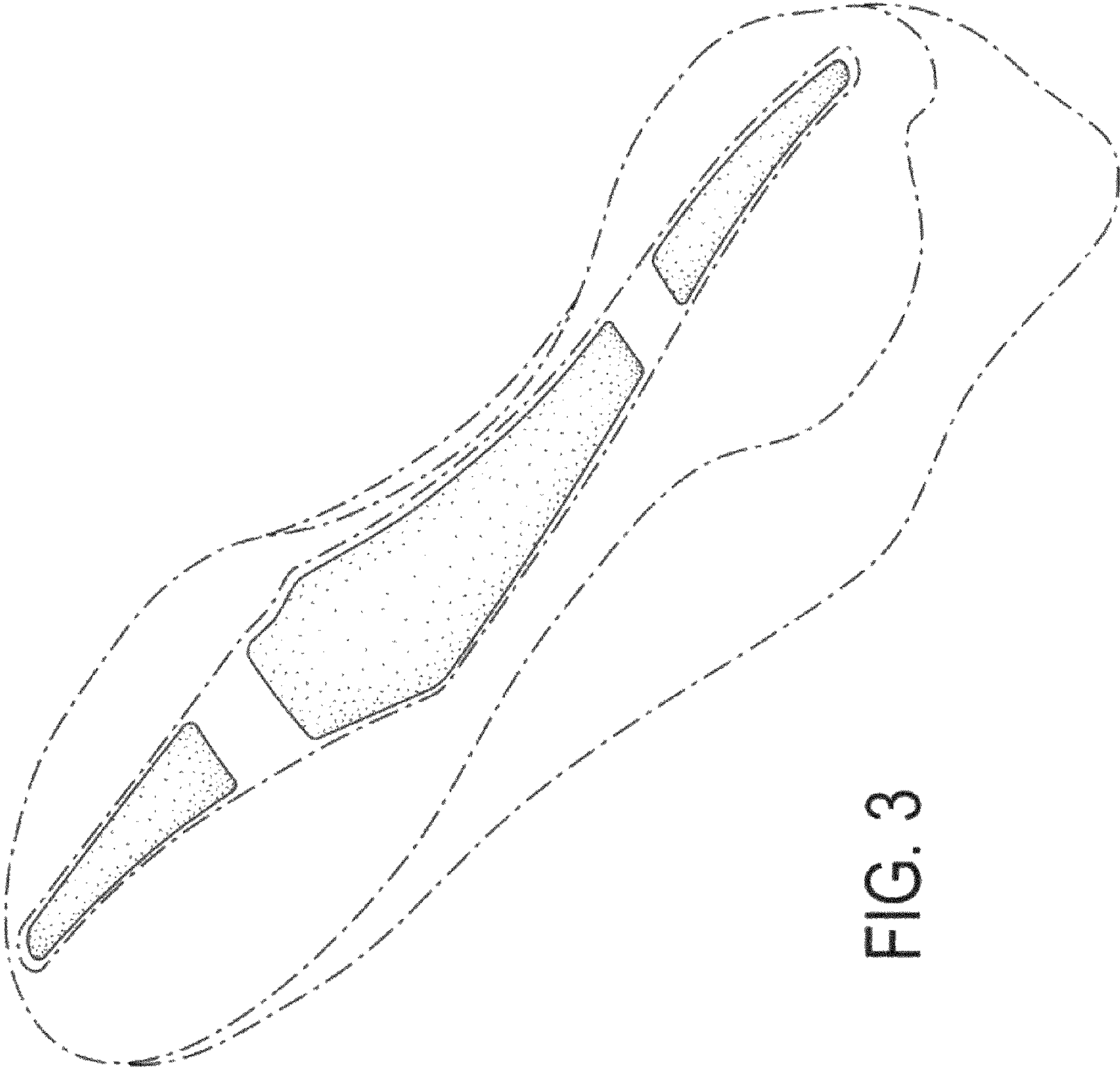


FIG. 3