



US00D672122S

(12) **United States Design Patent**  
**Beckett**

(10) **Patent No.:** **US D672,122 S**

(45) **Date of Patent:** **\*\* Dec. 11, 2012**

(54) **SANDAL UPPER**

(75) Inventor: **H. Rodney Beckett**, Pismo Beach, CA  
(US)

(73) Assignee: **IMPO International, LLC**, Santa  
Maria, CA (US)

(\*\*) Term: **14 Years**

(21) Appl. No.: **29/427,299**

(22) Filed: **Jul. 16, 2012**

(51) **LOC (9) Cl.** ..... **02-04**

(52) **U.S. Cl.** ..... **D2/916; D2/969**

(58) **Field of Classification Search** ..... D2/896-900,  
D2/916-925, 940, 943, 946, 952, 969, 971,  
D2/932; 36/45, 11.5, 3 A, 3 R, 7.5, 7.6, 7.7  
See application file for complete search history.

(56) **References Cited**

**U.S. PATENT DOCUMENTS**

|               |         |           |       |         |
|---------------|---------|-----------|-------|---------|
| D62,905 S *   | 8/1923  | Hamilton  | ..... | D2/916  |
| D102,625 S *  | 1/1937  | Turiansky | ..... | D2/932  |
| D130,856 S *  | 12/1941 | Sobel     | ..... | D2/932  |
| D131,160 S *  | 1/1942  | Grossmann | ..... | D2/932  |
| D131,839 S *  | 3/1942  | Elkin     | ..... | D2/932  |
| 2,390,685 A * | 12/1945 | Benson    | ..... | 36/11.5 |

|              |        |         |       |        |
|--------------|--------|---------|-------|--------|
| D158,395 S * | 5/1950 | Liberty | ..... | D2/918 |
| D371,897 S * | 7/1996 | Bishop  | ..... | D2/969 |
| D418,280 S * | 1/2000 | Kieler  | ..... | D2/916 |

\* cited by examiner

*Primary Examiner* — Robert M Spear

*Assistant Examiner* — Rashida C McCoy

(74) *Attorney, Agent, or Firm* — Christie, Parker & Hale,  
LLP

(57) **CLAIM**

The ornamental design for sandal upper, as shown and  
described.

**DESCRIPTION**

FIG. 1 is a perspective view of a sandal upper according to the  
present invention;

FIG. 2 is a top view of the sandal upper according to FIG. 1;

FIG. 3 is a left side view of the sandal upper according to FIG.  
1;

FIG. 4 is a right side view of the sandal upper according to  
FIG. 1;

FIG. 5 is a front view of the sandal upper according to FIG. 1;  
and,

FIG. 6 is a rear view of the sandal upper according to FIG. 1.

Environmental features shown in broken lines are for illus-  
trative purposes only and form no part of the claimed design.

**1 Claim, 5 Drawing Sheets**



*FIG. 1*



FIG. 2

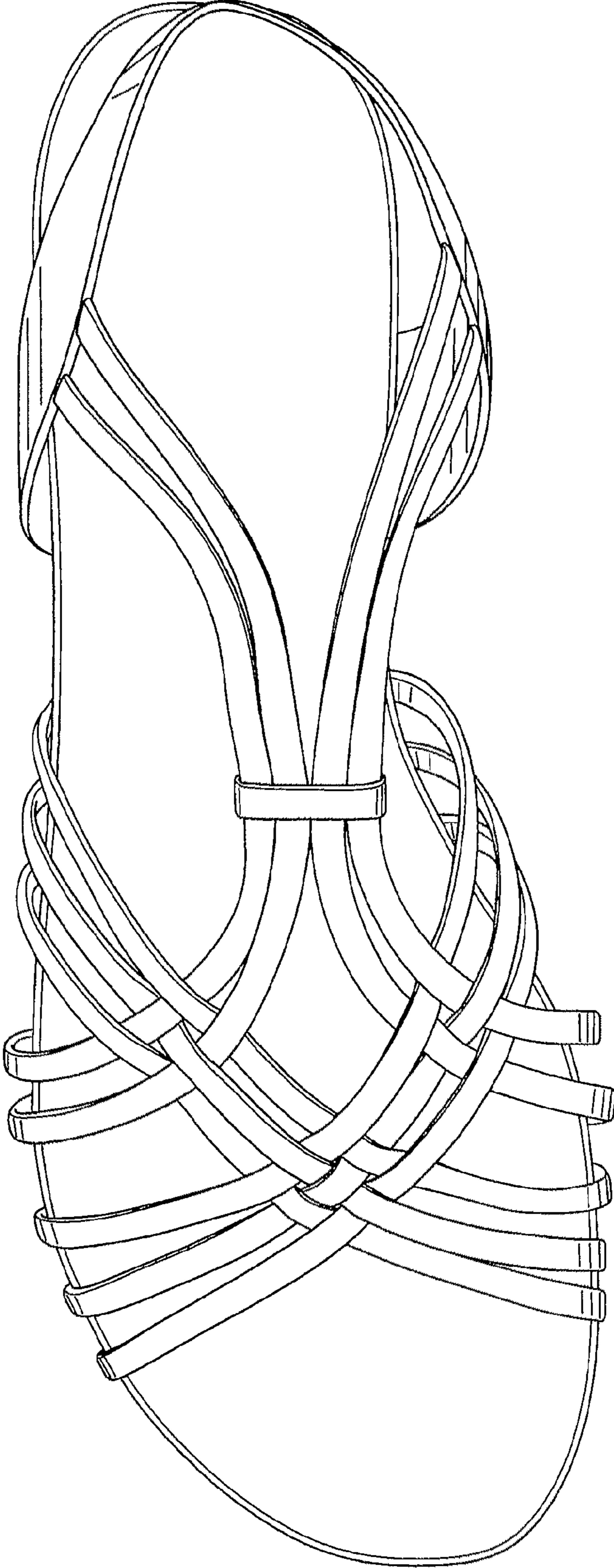


FIG. 3

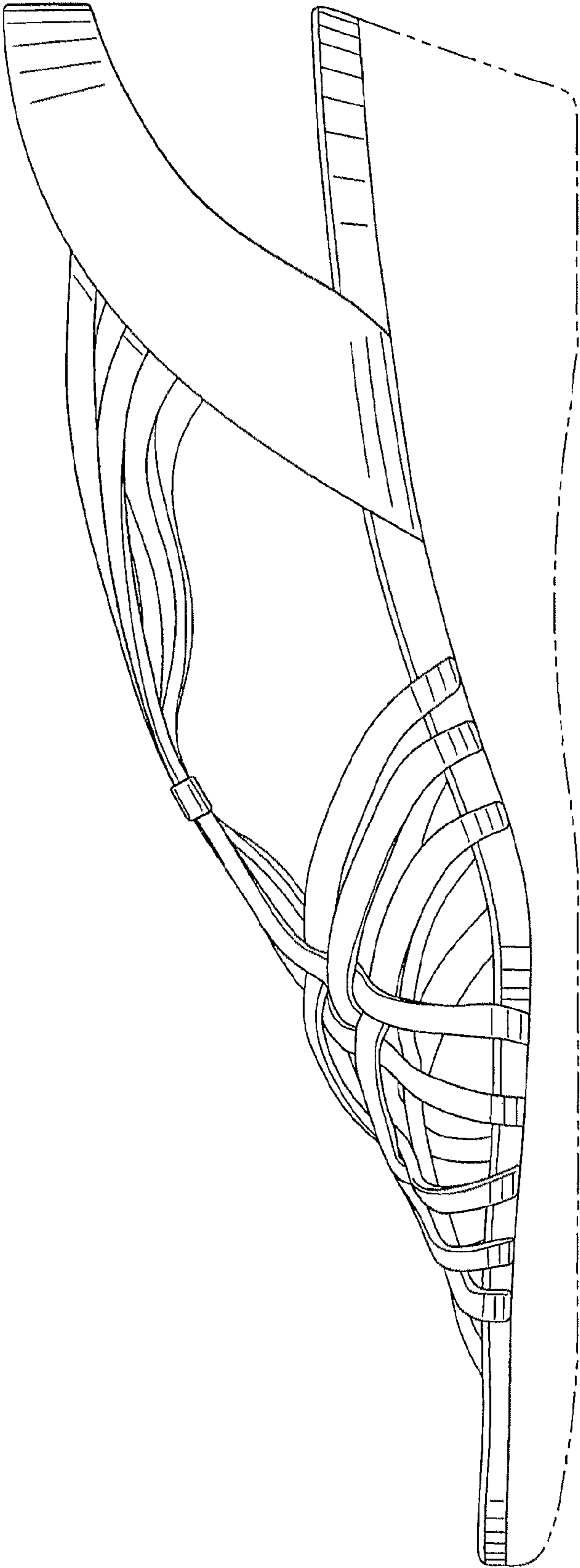


FIG. 4

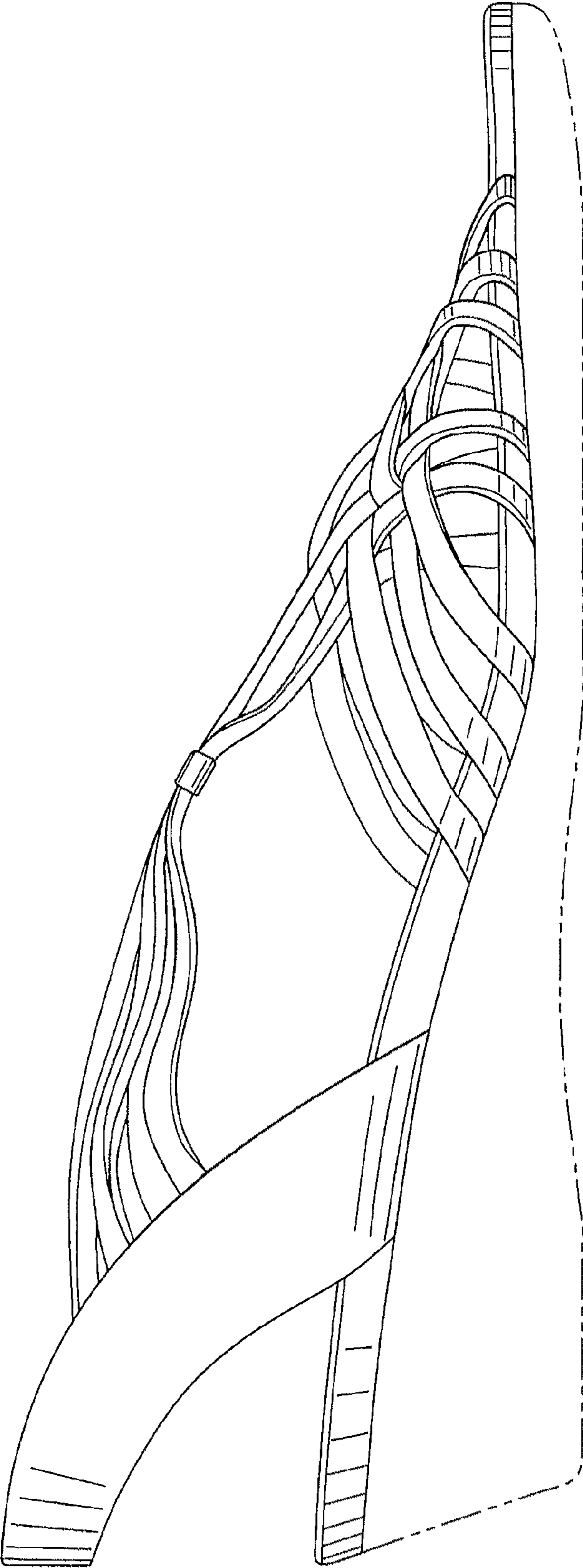


FIG. 6

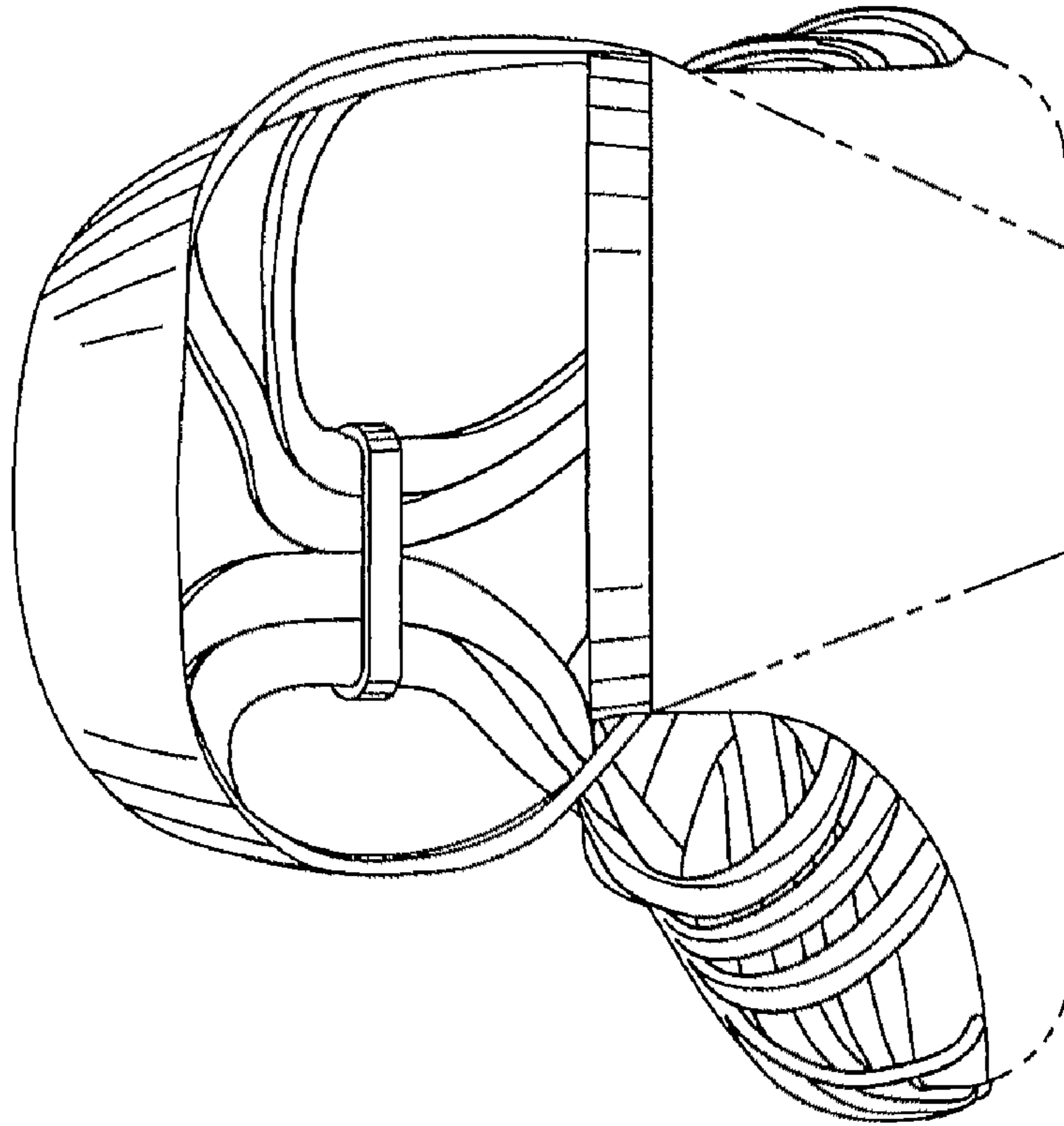


FIG. 5

