



US00D672119S

(12) **United States Design Patent**
Mayleben

(10) **Patent No.:** **US D672,119 S**

(45) **Date of Patent:** **** Dec. 11, 2012**

(54) **VISORED HEADWEAR**

(76) Inventor: **Gerhard H. Mayleben**, Hudson, FL
(US)

(**) Term: **14 Years**

(21) Appl. No.: **29/427,247**

(22) Filed: **Jul. 16, 2012**

(51) **LOC (9) Cl.** **02-03**

(52) **U.S. Cl.** **D2/882**

(58) **Field of Classification Search** D2/865,
D2/866, 869, 870, 871, 872, 873, 874, 875,
D2/876, 877, 878, 879, 880, 881, 882, 884,
D2/886, 888, 891, 892, 893, 894, 895; 2/171,
2/171.4, 171.5, 172, 181, 181.2, 182.8, 183,
2/175.1, 175.3, 175.4, 195.1, 195.2, 195.3,
2/195.4, 200.1, 200.2, 200.3, 209.3, 209.4,
2/209.5, 209.7

See application file for complete search history.

(56) **References Cited**

U.S. PATENT DOCUMENTS

D26,451	S	12/1896	Wolfgang	
1,148,586	A *	8/1915	Henderson	2/195.1
D59,528	S	10/1921	Waldbaum	
D64,441	S *	4/1924	Cavall	D2/876
D129,000	S *	8/1941	Tripp	D2/882
3,039,113	A	6/1962	Lipschutz	
D280,861	S	10/1985	Giraud	
D303,036	S *	8/1989	Giles	D2/872
D339,903	S *	10/1993	Ballew	D2/884
D350,846	S	9/1994	Cooper	
5,410,761	A *	5/1995	Connelly et al.	2/195.1
D363,596	S *	10/1995	Martinez	D2/884
5,477,629	A *	12/1995	Gleason, Jr.	40/329
5,539,929	A *	7/1996	Revson	2/195.1

5,603,121	A *	2/1997	Borkovic et al.	2/195.2
D378,238	S	3/1997	Anderson	
D388,240	S	12/1997	Martz	
5,713,083	A *	2/1998	King	2/416
5,845,338	A *	12/1998	Clark	2/195.1
D423,196	S	4/2000	White	
6,385,776	B2 *	5/2002	Linday	2/171.1
6,560,785	B1 *	5/2003	Taguchi	2/171.1
D483,927	S	12/2003	Appleberry	
D491,714	S	6/2004	Upcott	
2001/0016958	A1 *	8/2001	Linday	2/10
2007/0000026	A1 *	1/2007	Carr	2/184.5

FOREIGN PATENT DOCUMENTS

FR 083180-001 * 10/2008

* cited by examiner

Primary Examiner — Karen E Eldridge Powers

(74) *Attorney, Agent, or Firm* — QuickPatents, Inc.; Kevin Prince

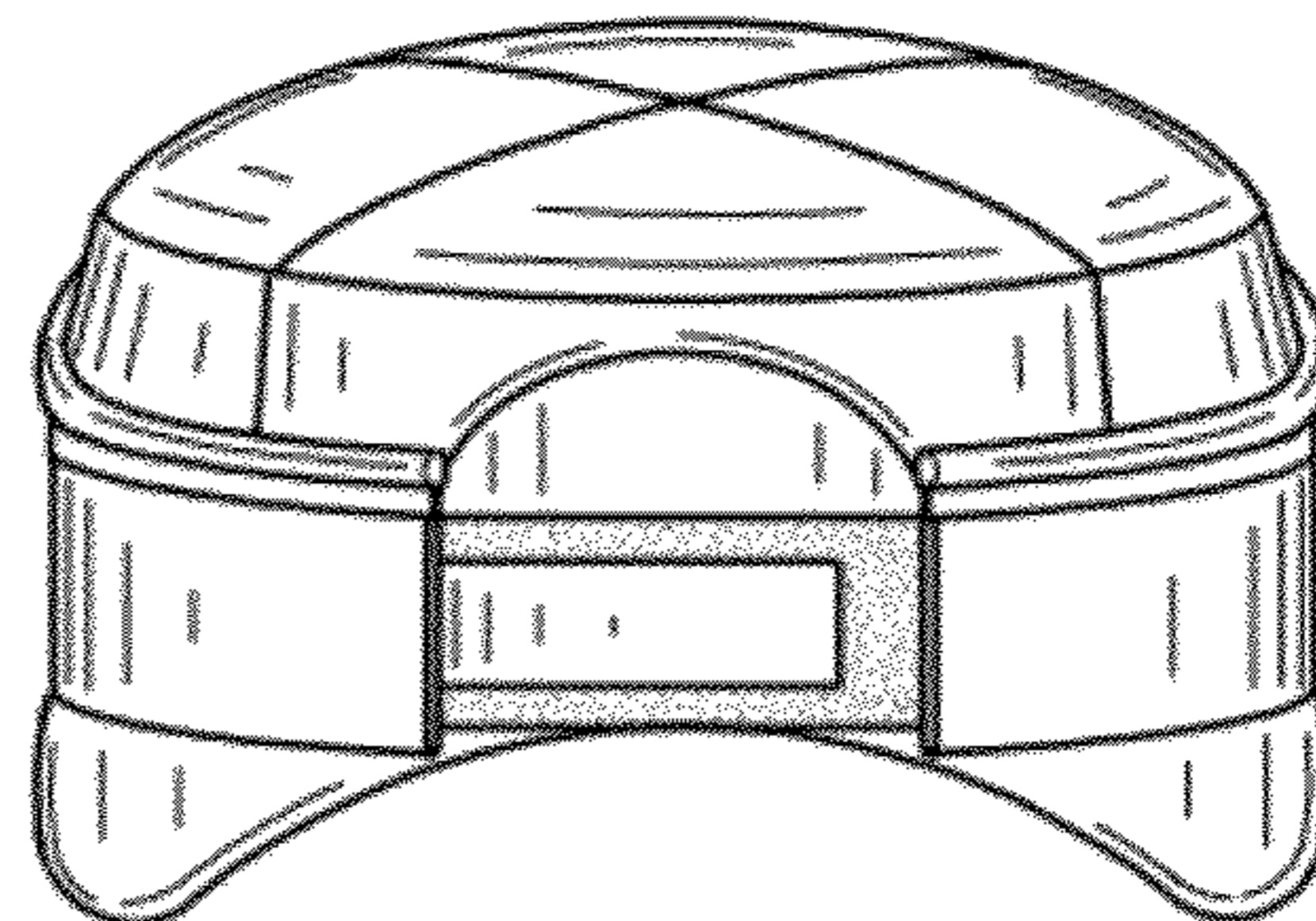

(57) **CLAIM**

I claim the ornamental design for a visored headwear, as shown and described.

DESCRIPTION

FIG. 1 is a perspective view of a visored headwear, showing my new design;
FIG. 2 is a top plan view thereof;
FIG. 3 is a right-side elevational view thereof;
FIG. 4 is a left-side elevational view thereof;
FIG. 5 is a front elevational view thereof;
FIG. 6 is a rear elevational view thereof; and,
FIG. 7 is a bottom plan view thereof.
The broken lines showing a person in FIG. 1 depict environmental matter and form no part of the claimed design.

1 Claim, 3 Drawing Sheets



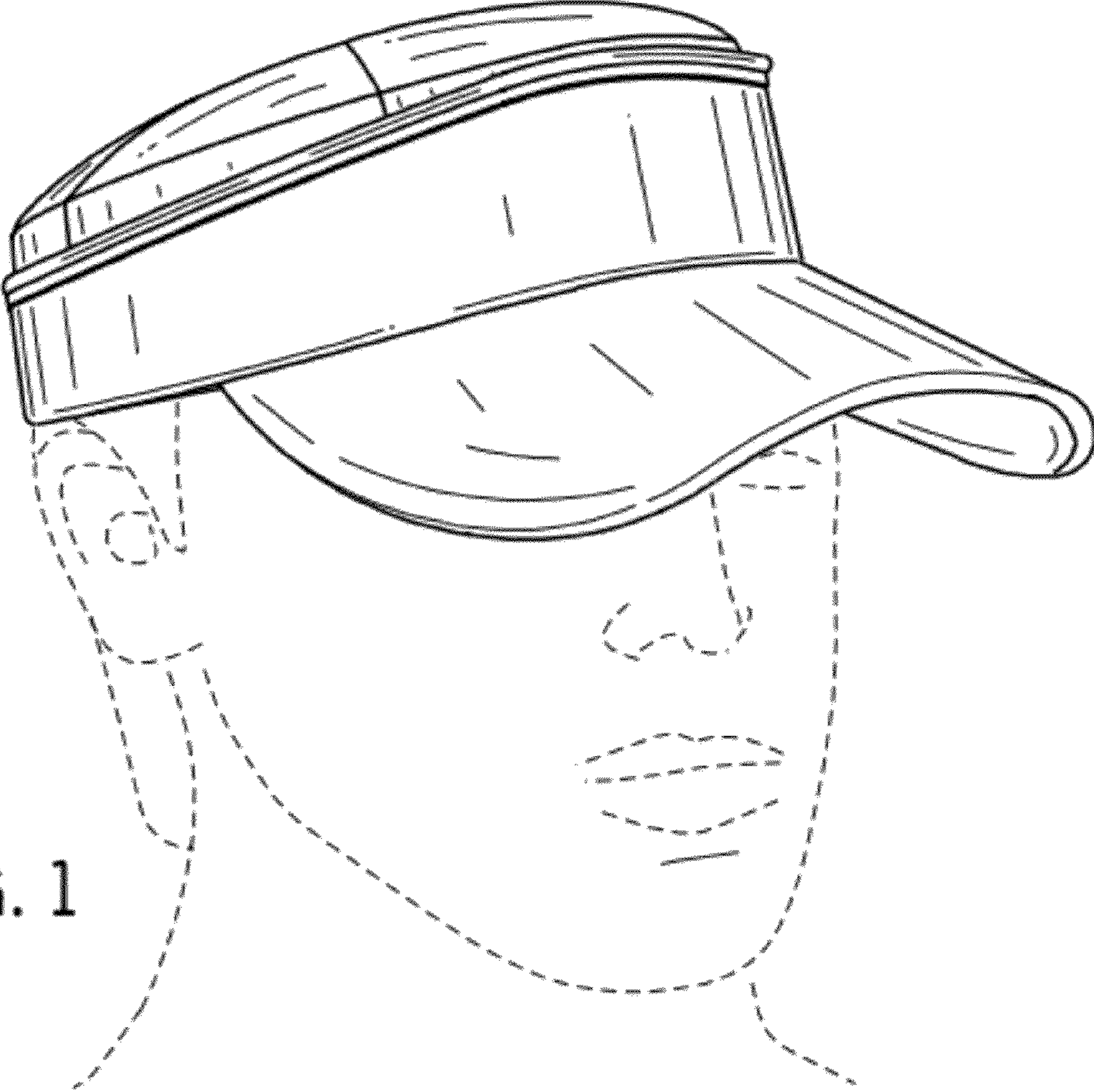


FIG. 1

FIG. 2

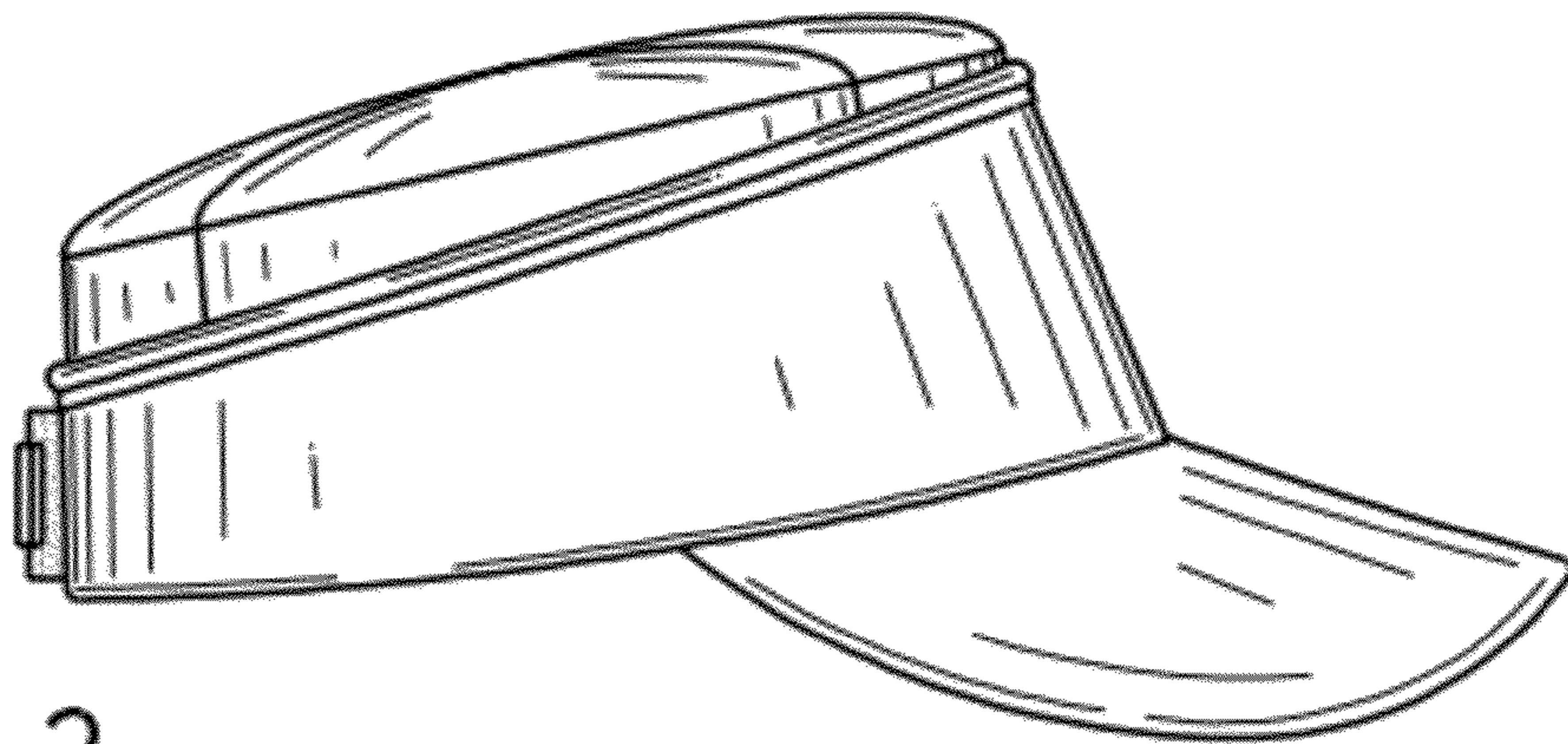
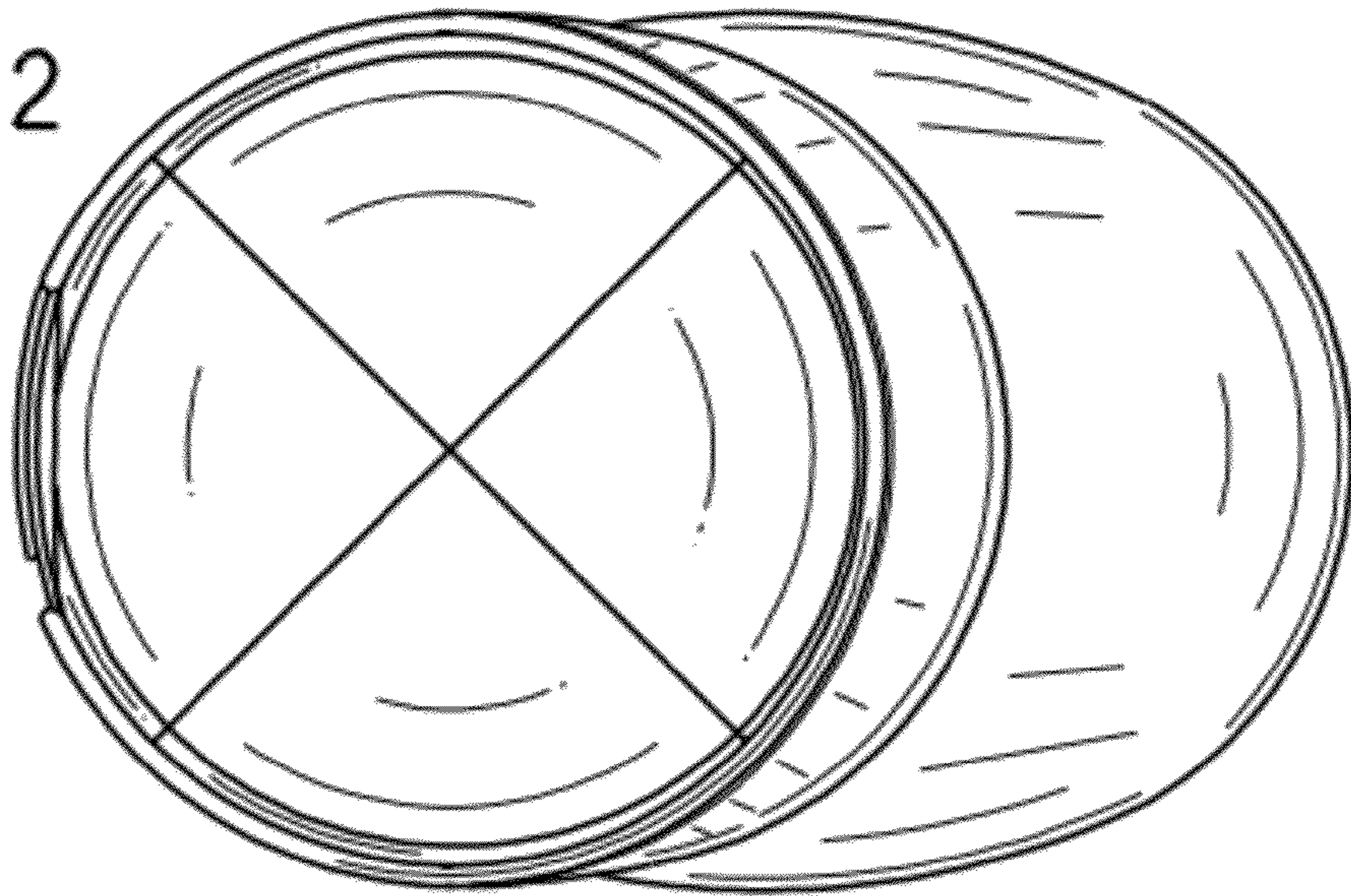


FIG. 3

FIG. 4

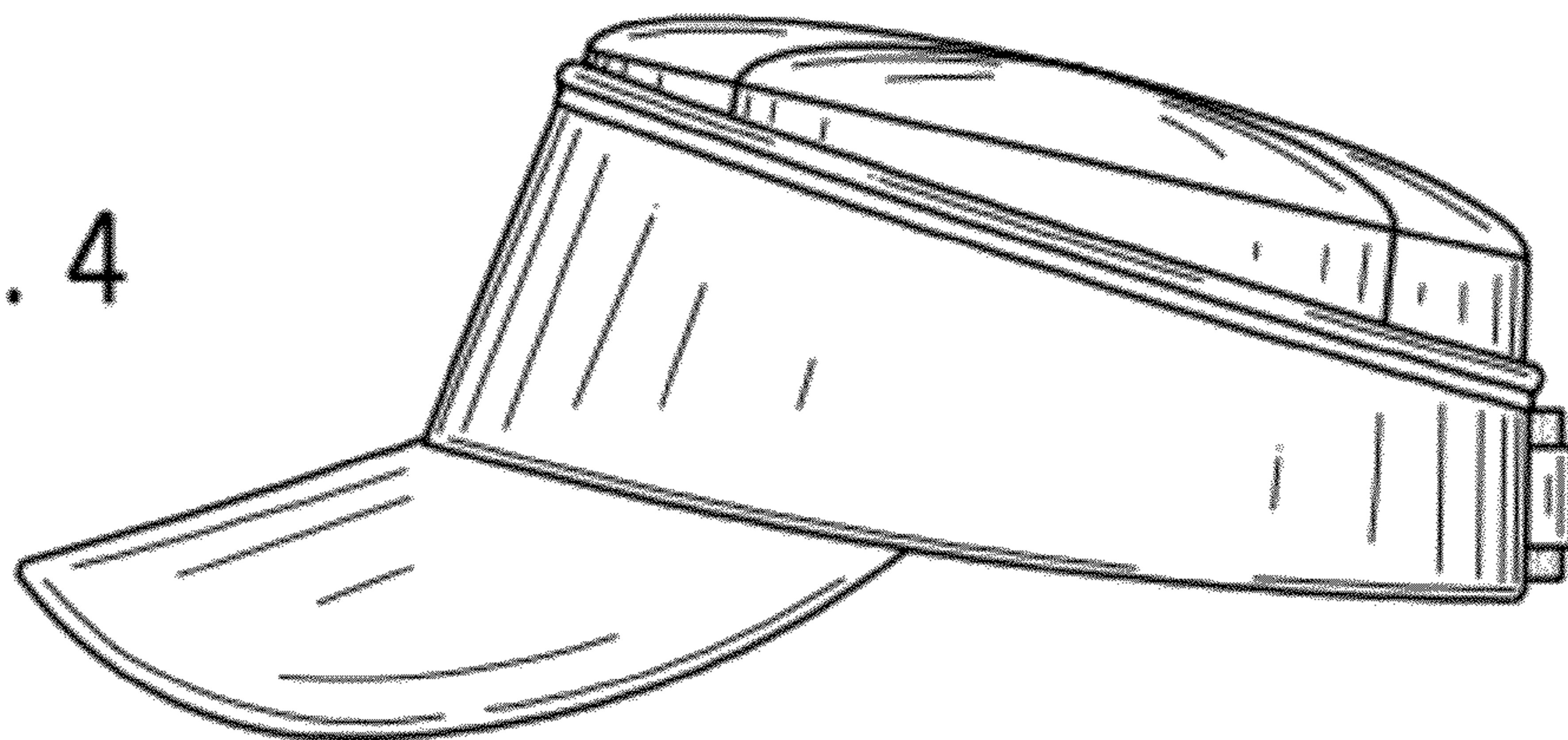


FIG. 5

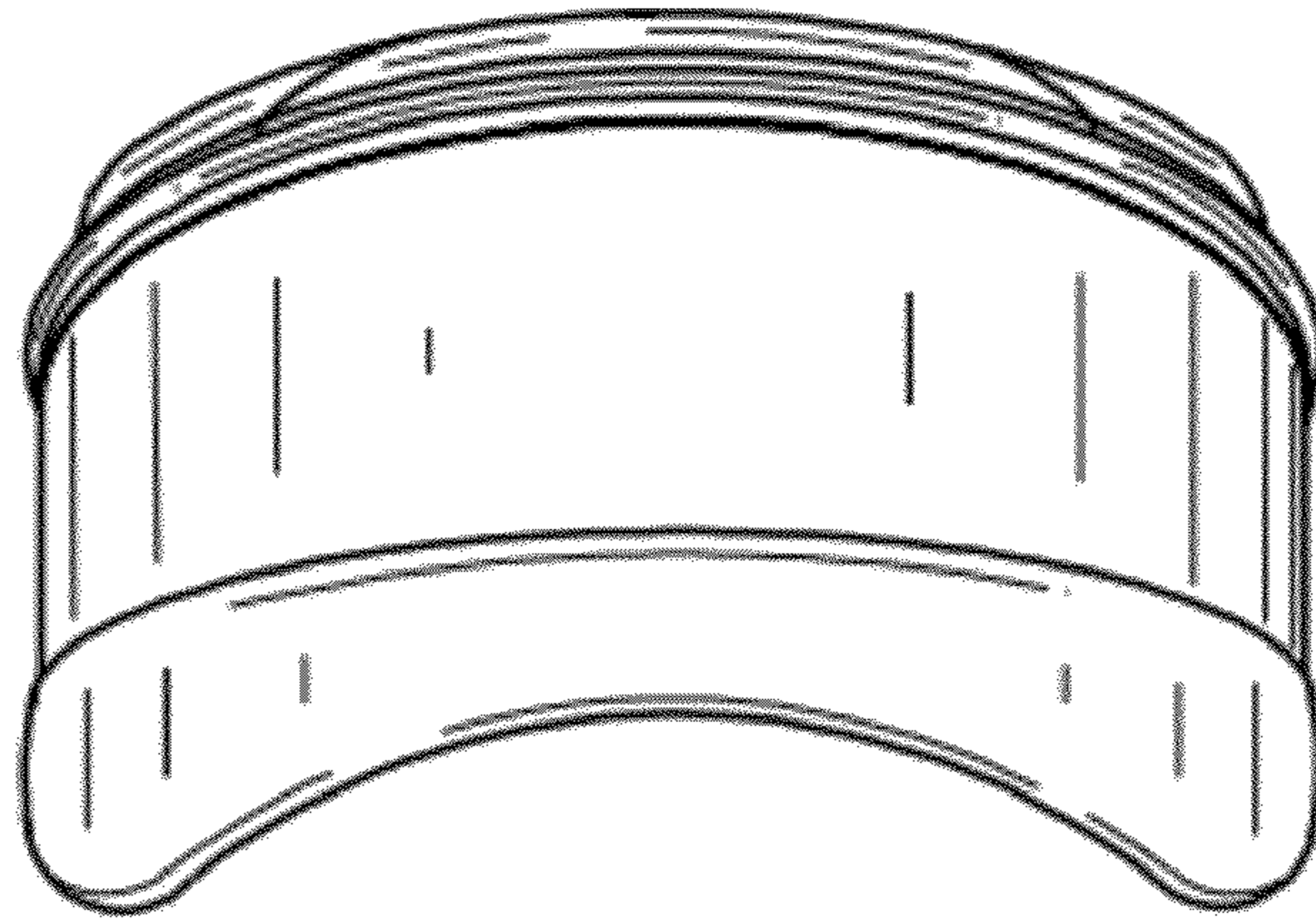


FIG. 6

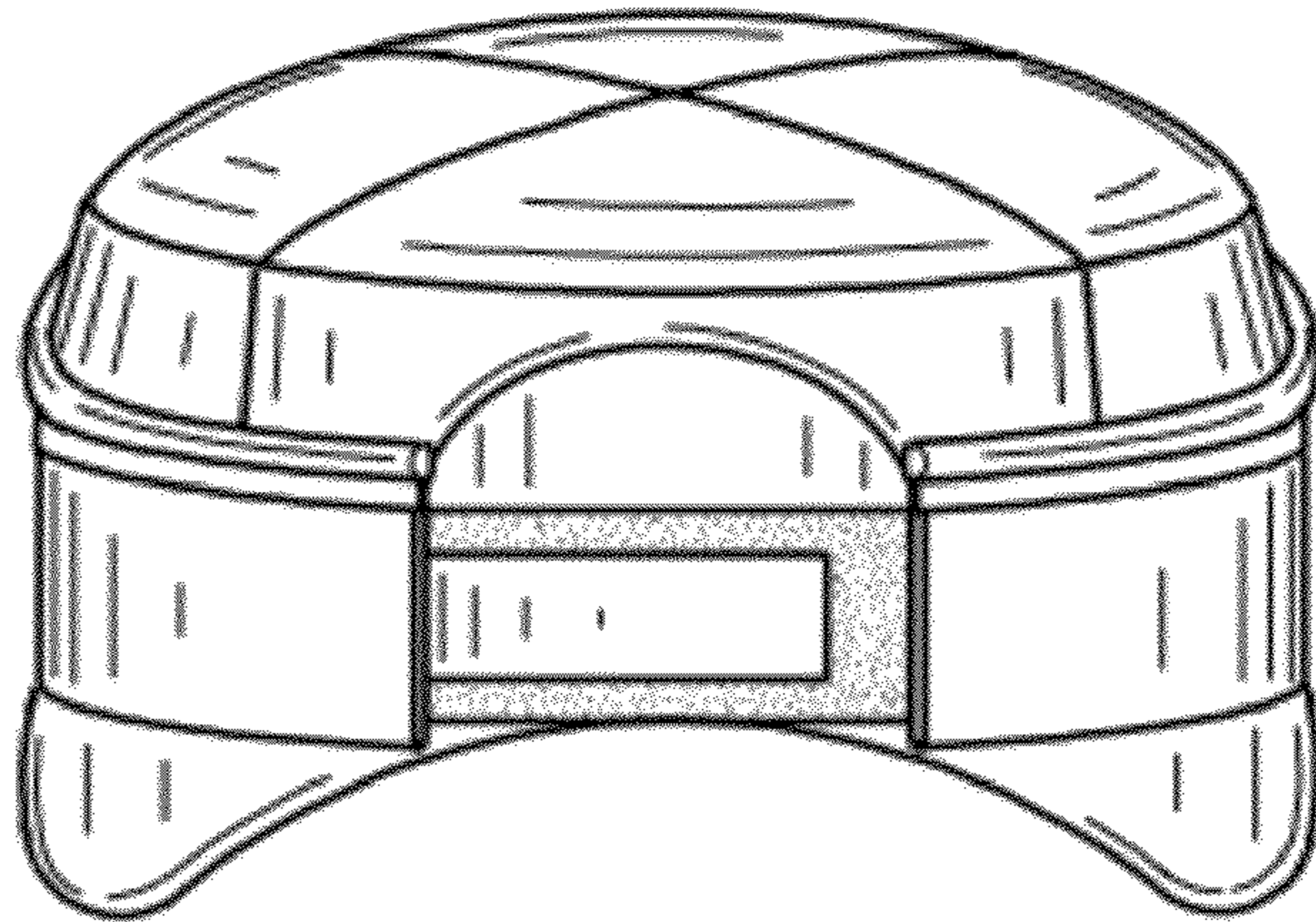


FIG. 7

