



US00D672101S

(12) **United States Design Patent**  
**Eng et al.**

(10) **Patent No.:** **US D672,101 S**  
(45) **Date of Patent:** **\*\* Dec. 4, 2012**

(54) **DISHWASHER DOOR**  
(75) Inventors: **Lindsay Eng**, Long Beach, CA (US);  
**Thomas Ott**, Neubiberg (DE)  
(73) Assignee: **BSH Home Appliances Corporation**,  
Irvine, CA (US)

D617,510 S 6/2010 Kaczmarek  
D618,403 S 6/2010 Kaczmarek  
D618,404 S 6/2010 Jenkins et al.  
D618,405 S 6/2010 Ott  
D618,406 S 6/2010 Ott  
D620,648 S 7/2010 Grobleben et al.  
D622,914 S \* 8/2010 Crookshanks et al. .... D32/3  
D622,915 S \* 8/2010 Crookshanks et al. .... D32/3  
D627,939 S \* 11/2010 Kim ..... D32/2

(\*\*) Term: **14 Years**

(Continued)

(21) Appl. No.: **29/418,060**

**OTHER PUBLICATIONS**

(22) Filed: **Apr. 12, 2012**

U.S. Appl. No. 29/405,771, filed Nov. 7, 2011.

(51) **LOC (9) Cl.** ..... **15-05**

(Continued)

(52) **U.S. Cl.** ..... **D32/3**

(58) **Field of Classification Search** ..... D32/1,  
D32/2, 3, 25, 28; 312/31, 109, 228; 134/56 D,  
134/57 D, 58 D, 58 DL, 201; D7/340, 348,  
D7/349, 350, 405

*Primary Examiner* — T. Chase Nelson  
*Assistant Examiner* — Kathleen M Sims  
(74) *Attorney, Agent, or Firm* — James E. Howard; Andre  
Pallapies

See application file for complete search history.

(57) **CLAIM**

(56) **References Cited**

The ornamental design for a dishwasher door, as shown and  
described.

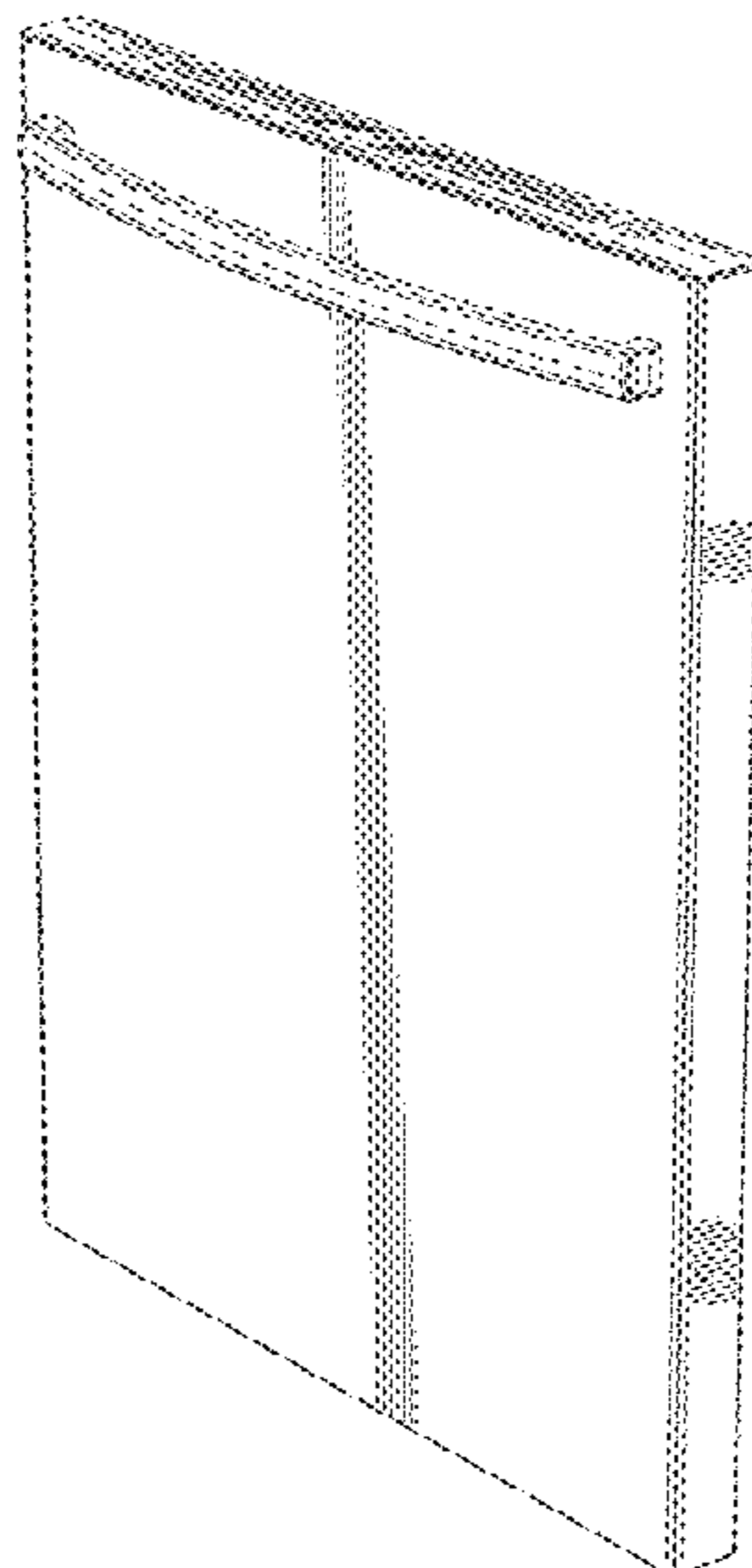
**U.S. PATENT DOCUMENTS**

**DESCRIPTION**

2,703,581	A	*	3/1955	Culhane	.....	134/133
D473,980	S	*	4/2003	Bowser et al.	.....	D32/3
D495,102	S	*	8/2004	Kaczmarek	.....	D32/3
D511,403	S	*	11/2005	Ott et al.	.....	D32/3
D511,870	S	*	11/2005	Paik	.....	D32/2
D512,543	S	*	12/2005	Jeong	.....	D32/2
D512,544	S	*	12/2005	Jeong et al.	.....	D32/3
D513,548	S	*	1/2006	Jeong	.....	D32/2
D515,255	S	*	2/2006	Jeong	.....	D32/3
D517,252	S	*	3/2006	Kirk	.....	D32/3
D540,497	S	*	4/2007	Song	.....	D32/2
D543,321	S	*	5/2007	Jeon et al.	.....	D32/2
D554,305	S		10/2007	Pietruska		
D559,477	S		1/2008	Pietruska		
D559,487	S	*	1/2008	Kohut et al.	.....	D32/45
D560,863	S	*	1/2008	Baldwin	.....	D32/3
D571,062	S	*	6/2008	Suh et al.	.....	D32/2
D577,869	S	*	9/2008	Tartan et al.	.....	D32/2
D580,460	S	*	11/2008	Crookshanks	.....	D15/91
D580,603	S		11/2008	Busalt et al.		

FIG. 1 is a front perspective view, from the top, of a dish-  
washer door according to our new ornamental design;  
FIG. 2 is a front view thereof;  
FIG. 3 is a top view thereof;  
FIG. 4 is a left side view thereof, with the right hand side view  
thereof being a mirror image thereof; and,  
FIG. 5 is a front perspective view thereof from the bottom.  
The broken line showing of details in FIG. 3 is included for  
the purpose of showing environmental portions of the dish-  
washer door and forms no part of the claimed design.  
The bottom, front and rear parts of the dishwasher door, and  
the bottom, front, rear and top of the dishwasher compartment  
are unornamented and form no part of the claimed design.

**1 Claim, 4 Drawing Sheets**



# US D672,101 S

Page 2

---

## U.S. PATENT DOCUMENTS

D629,574 S 12/2010 Kaczmarek  
D629,979 S 12/2010 Kaczmarek  
D630,804 S 1/2011 Ott  
D630,805 S 1/2011 Ott  
D630,806 S 1/2011 Kaczmarek  
D633,664 S 3/2011 Jenkins et al.  
D635,311 S 3/2011 Ott  
D635,312 S 3/2011 Kaczmarek  
D640,429 S 6/2011 Grobleben et al.  
D641,939 S 7/2011 Ott  
D642,751 S 8/2011 Jenkins et al.  
D643,164 S \* 8/2011 Yalcin et al. .... D32/3

D645,620 S 9/2011 Ott  
D645,621 S 9/2011 Jenkins et al.  
D647,916 S 11/2011 Kaczmarek  
D648,740 S 11/2011 Kaczmarek  
D649,559 S 11/2011 Kaczmarek  
D653,821 S 2/2012 Grobleben et al.

## OTHER PUBLICATIONS

U.S. Appl. No. 29/403,660, filed Oct. 10, 2011.

U.S. Appl. No. 29/403,659, filed Oct. 10, 2011.

\* cited by examiner

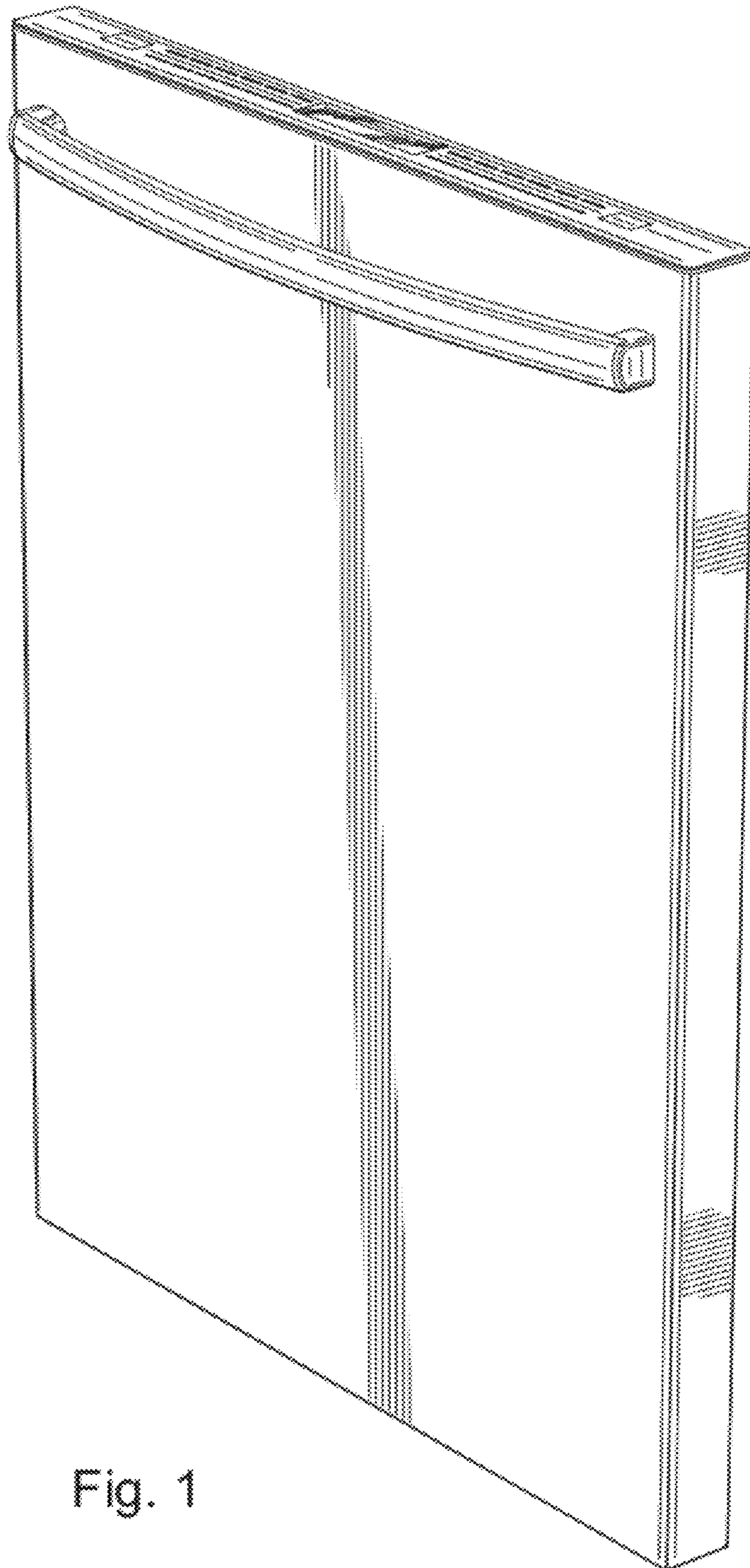


Fig. 1




Fig. 2

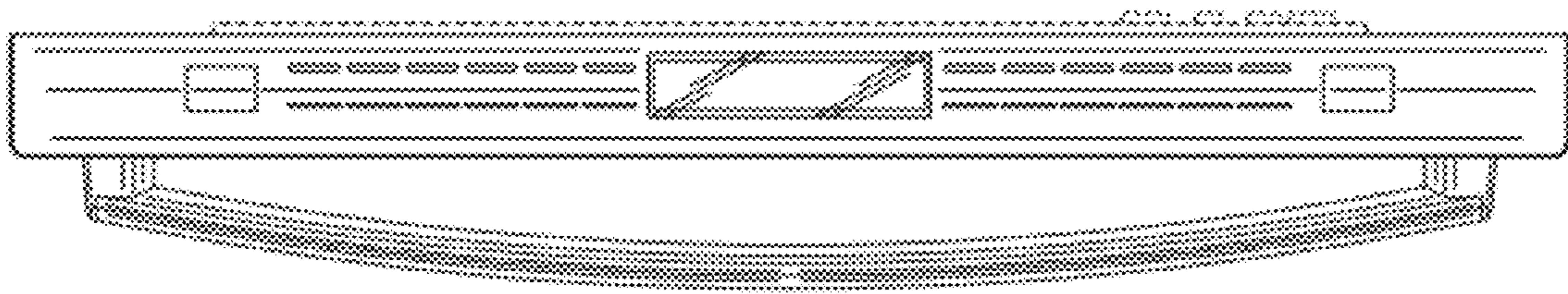


Fig. 3




Fig. 4

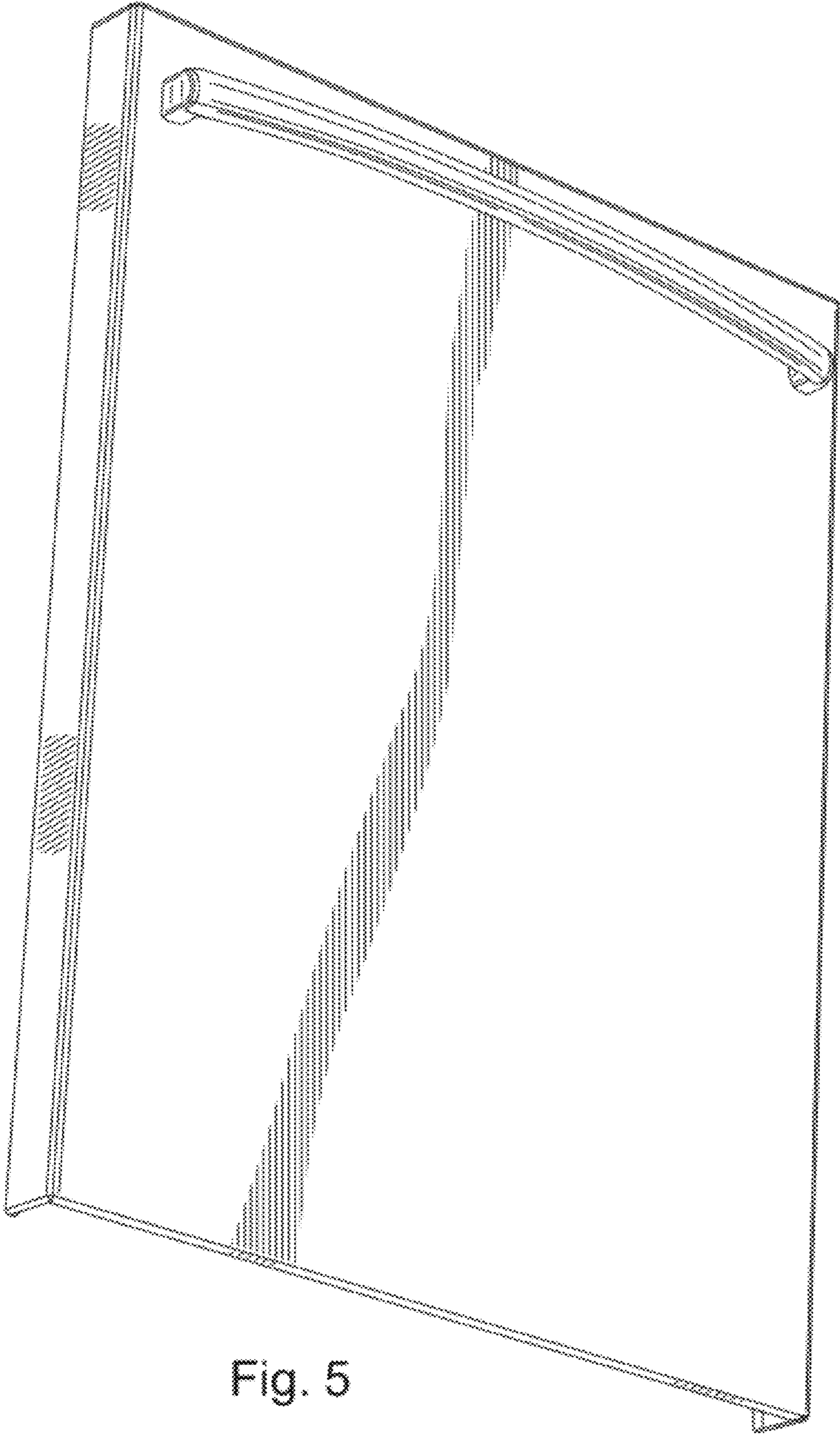


Fig. 5