

US00D672081S

(12) **United States Design Patent**  
**Sprengers**

(10) **Patent No.:** **US D672,081 S**

(45) **Date of Patent:** **\*\* Dec. 4, 2012**

(54) **LUMINAIRE**

(75) Inventor: **David Sprengers**, Antwerp (BE)

(73) Assignee: **Koninklijke Philips Electronics N.V.**,  
Eindhoven (NL)

(\*\*) Term: **14 Years**

(21) Appl. No.: **29/393,360**

(22) Filed: **Jun. 3, 2011**

(30) **Foreign Application Priority Data**

Dec. 6, 2010 (EM) ..... 001789603-0006

(51) **LOC (9) Cl.** ..... **26-05**

(52) **U.S. Cl.** ..... **D26/85**

(58) **Field of Classification Search** ..... D26/67,  
D26/68, 72, 85-92, 128; 362/147, 432; D25/126  
See application file for complete search history.

(56) **References Cited**

**U.S. PATENT DOCUMENTS**

D87,355 S *	7/1932	Pospisil	.....	D26/72
D150,831 S *	9/1948	Duepner	.....	D26/76
D158,917 S *	6/1950	Wince	.....	D26/85
D191,762 S *	11/1961	Rothman	.....	D26/76
D248,184 S *	6/1978	Roberts	.....	D26/85
D584,847 S *	1/2009	Gaskins	.....	D26/85
D590,088 S *	4/2009	Dworschak	.....	D26/85

D626,274 S *	10/2010	Verelst	.....	D26/85
D626,680 S *	11/2010	Verelst	.....	D26/85
D633,641 S *	3/2011	Wauters	.....	D26/85
D638,977 S *	5/2011	Heyrman	.....	D26/85
D643,964 S *	8/2011	Heyrman	.....	D26/85
D662,251 S *	6/2012	Wauters	.....	D26/85

**OTHER PUBLICATIONS**

“Croco” designed by Mauro Marzollo shown on pp. 14-16 of the  
Primaluce Venezia Collection 2008 Catalog. (7 pages).\*

\* cited by examiner

*Primary Examiner* — Clare E Heflin

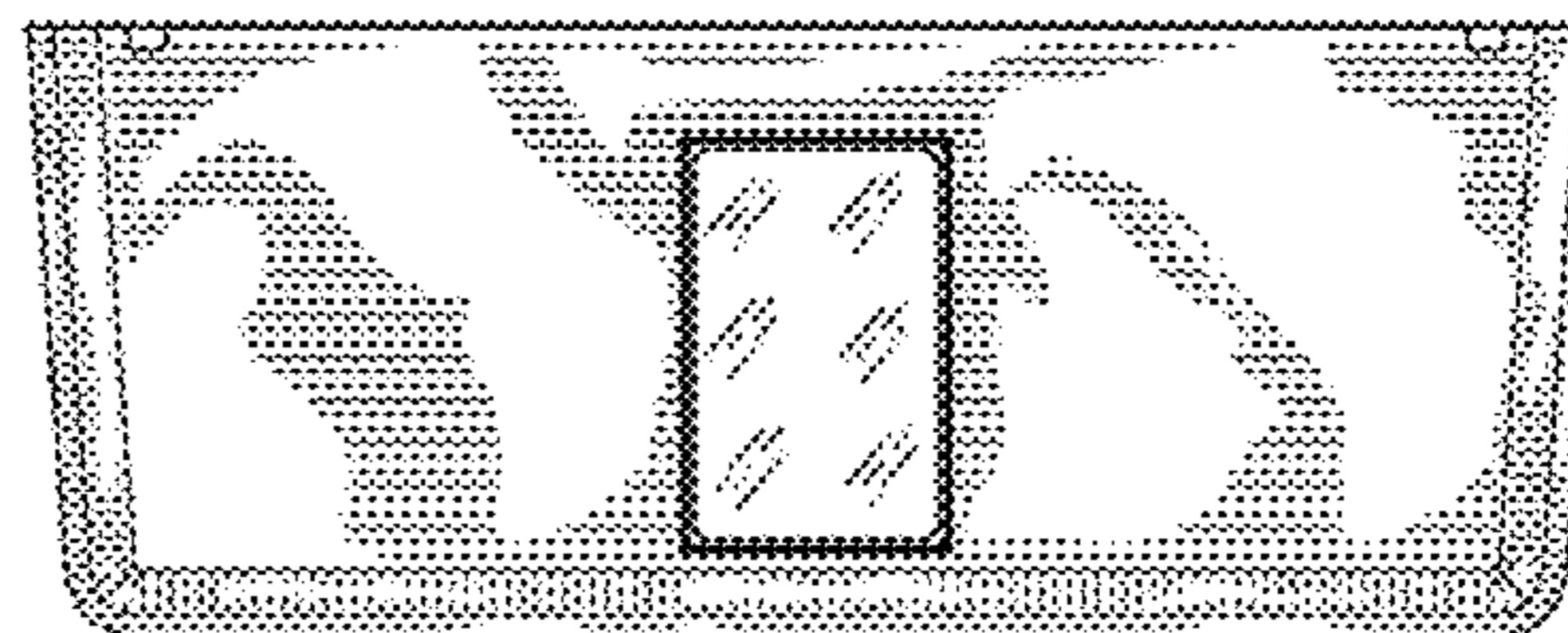
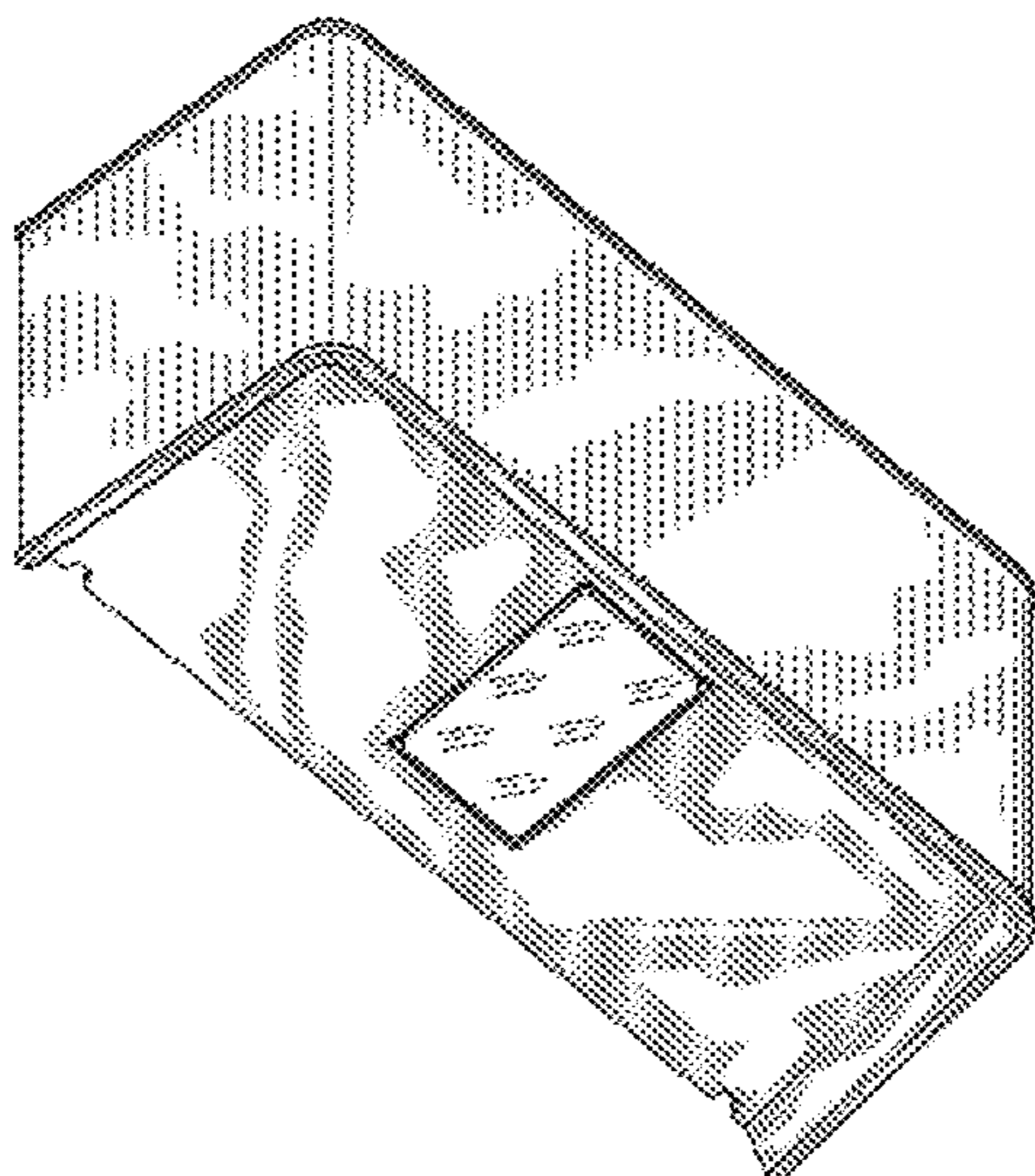
(57) **CLAIM**

The ornamental design for a luminaire, as shown and  
described.

**DESCRIPTION**

FIG. 1 is a perspective view showing my design;  
FIG. 2 is a front elevational view thereof;  
FIG. 3 is a rear elevational view thereof;  
FIG. 4 is a right side elevational view thereof;  
FIG. 5 is a left side elevational view thereof;  
FIG. 6 is a top plan view thereof; and,  
FIG. 7 is a bottom plan view thereof.  
The broken lines shown on the drawings depict portions of the  
luminaire that form no part of the claimed design.

**1 Claim, 4 Drawing Sheets**



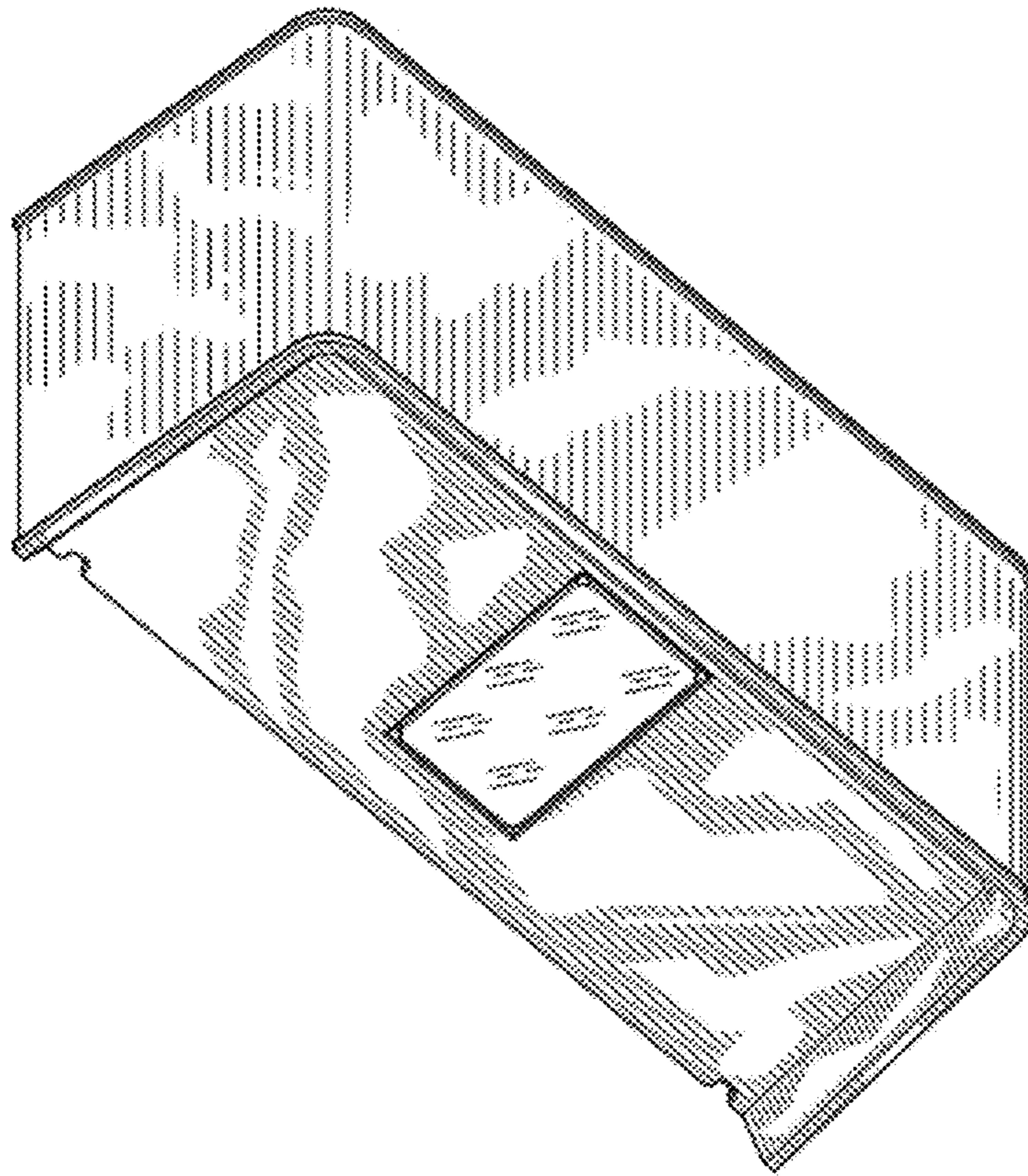


FIG. 1

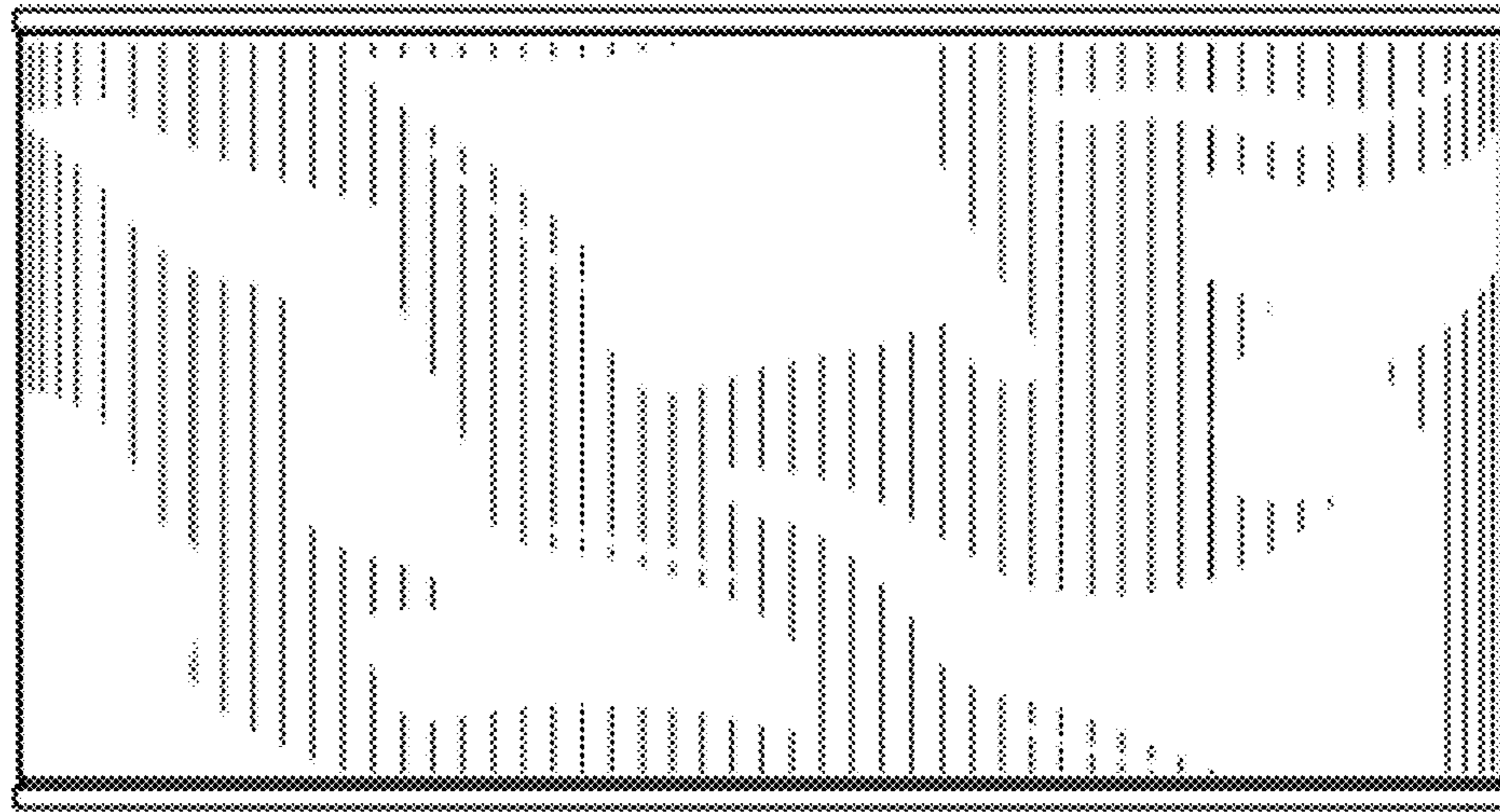


FIG. 2




FIG. 3




FIG. 4




FIG. 5

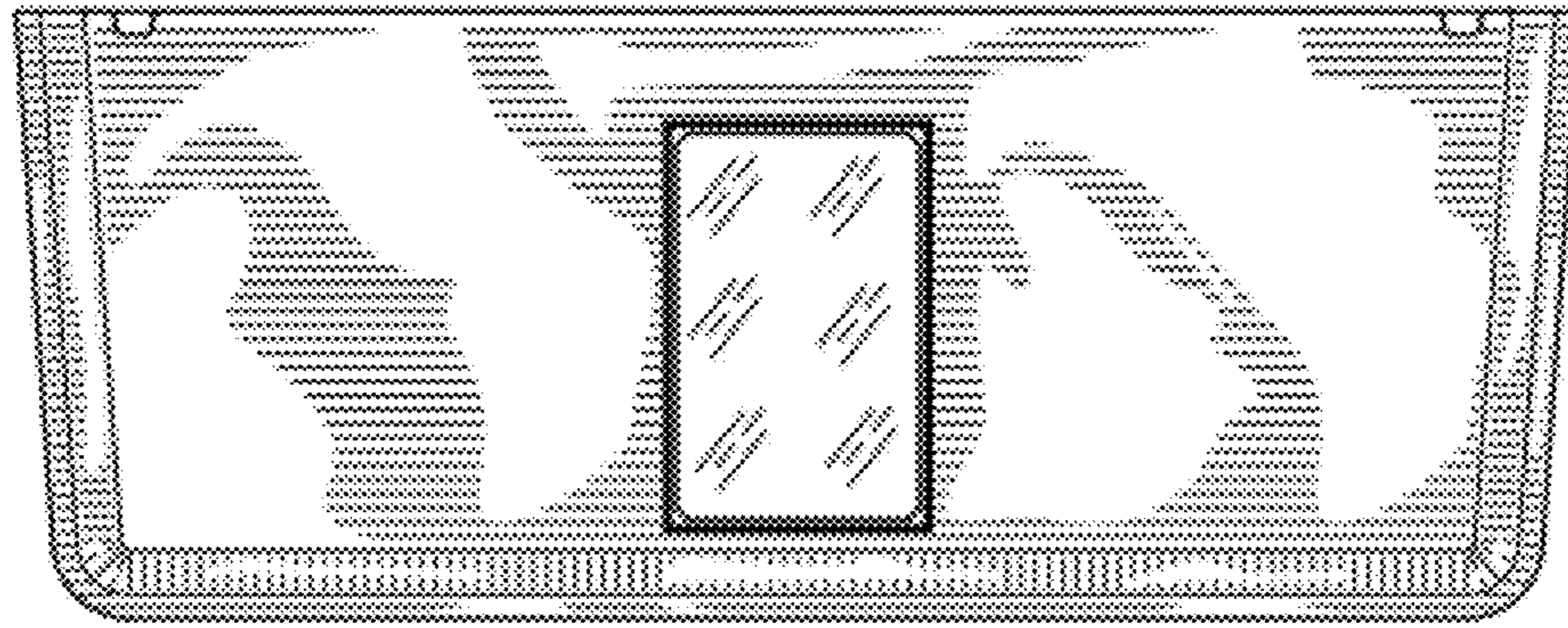


FIG. 6

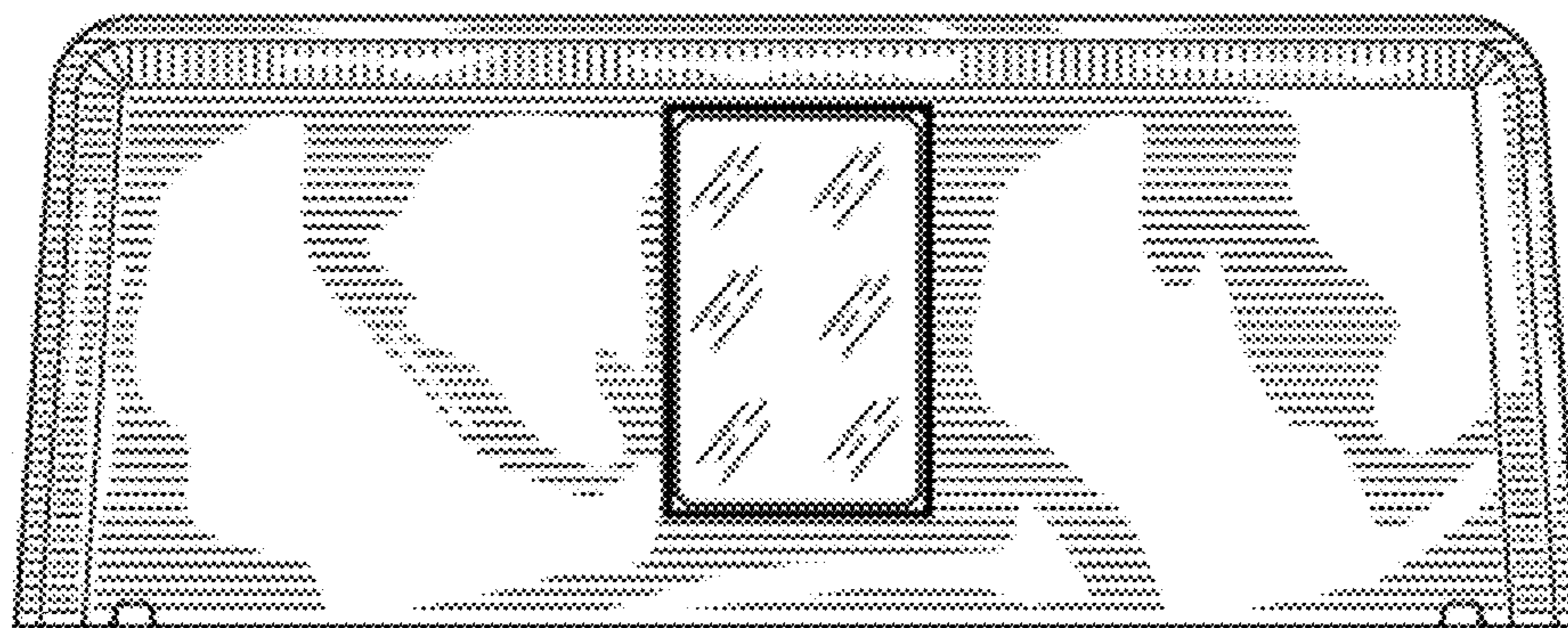


FIG. 7