



US00D672080S

(12) **United States Design Patent**
Wauters

(10) **Patent No.:** **US D672,080 S**
(45) **Date of Patent:** **** Dec. 4, 2012**

(54) **LUMINAIRE**

(75) Inventor: **Tom Wauters**, Mortsel (BE)

(73) Assignee: **Koninklijke Philips Electronics N.V.**,
Eindhoven (NL)

(**) Term: **14 Years**

(21) Appl. No.: **29/393,356**

(22) Filed: **Jun. 3, 2011**

(30) **Foreign Application Priority Data**

Dec. 6, 2010 (EM) 001789603-0003

(51) **LOC (9) Cl.** **26-05**

(52) **U.S. Cl.** **D26/85**

(58) **Field of Classification Search** D26/67,
D26/68, 72, 85-92, 128; 362/147, 432; D25/126
See application file for complete search history.

(56) **References Cited**

U.S. PATENT DOCUMENTS

D209,416	S	*	11/1967	Smith	D26/68
D225,370	S	*	12/1972	Peasley	D26/85
D265,765	S	*	8/1982	Hawkins	D26/85
D324,920	S	*	3/1992	Miller et al.	D25/126
D343,915	S	*	2/1994	Baader et al.	D26/28
D357,942	S	*	5/1995	Louis-Seize	D25/126
D397,818	S	*	9/1998	Herst et al.	D26/76
D411,889	S	*	7/1999	Risi	D25/113

D412,015	S	*	7/1999	Greenfield	D26/68
D446,332	S	*	8/2001	Grossman	D26/74
6,457,847	B1	*	10/2002	LeVasseur	362/351
D473,670	S	*	4/2003	Kelmelis et al.	D26/74
D571,495	S	*	6/2008	Berns et al.	D26/68
D583,978	S	*	12/2008	Duffy et al.	D26/85
D584,443	S	*	1/2009	Bergmann et al.	D26/85
D590,088	S	*	4/2009	Dworschak	D26/85
D601,742	S	*	10/2009	Sabernig	D26/84
D614,337	S	*	4/2010	Robinson et al.	D26/74
D628,733	S	*	12/2010	Cobb et al.	D26/74
D633,244	S	*	2/2011	Kramer et al.	D26/80
D643,139	S	*	8/2011	Sprengers	D26/68
D643,965	S	*	8/2011	Sprengers	D26/85

* cited by examiner

Primary Examiner — Clare E Heflin


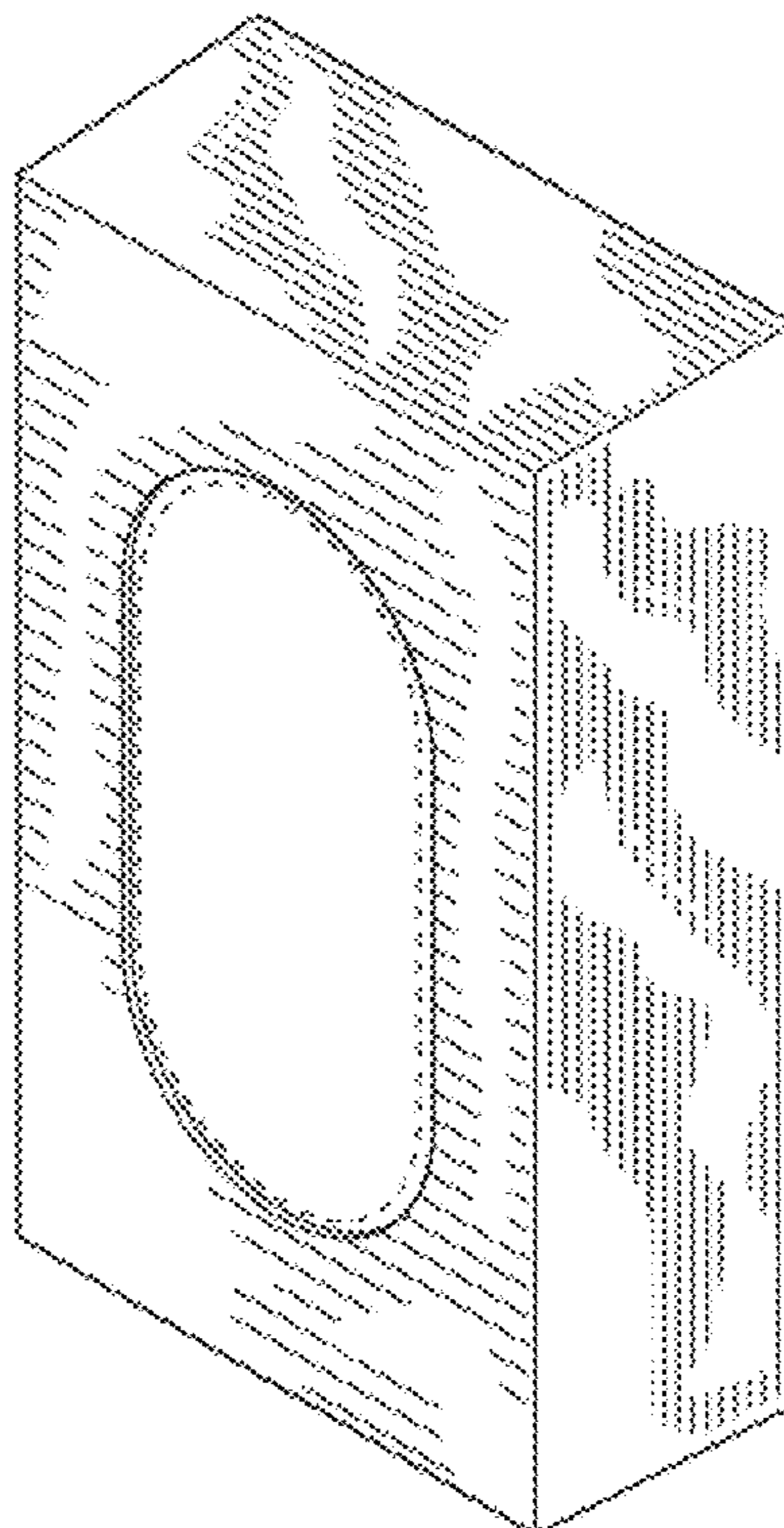
(57) **CLAIM**

The ornamental design for a luminaire, as shown and described.

DESCRIPTION

FIG. 1 is a perspective view showing my design;
FIG. 2 is a front elevational view thereof;
FIG. 3 is a rear elevational view thereof;
FIG. 4 is a right side elevational view thereof;
FIG. 5 is a left side elevational view thereof;
FIG. 6 is a top plan view thereof; and,
FIG. 7 is a bottom plan view thereof.
The broken lines shown on the drawings depict portions of the luminaire that form no part of the claimed design.

1 Claim, 5 Drawing Sheets



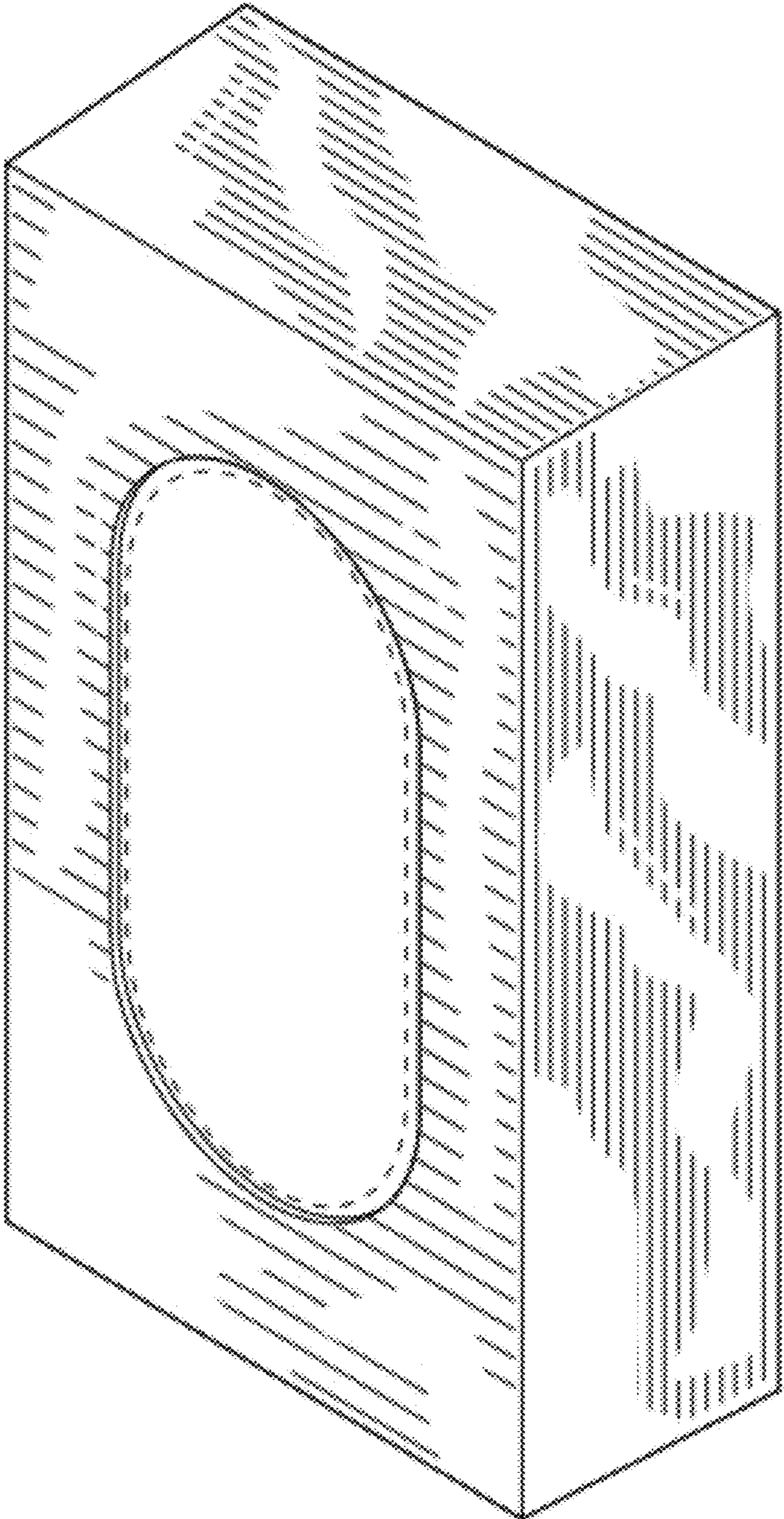


FIG. 1

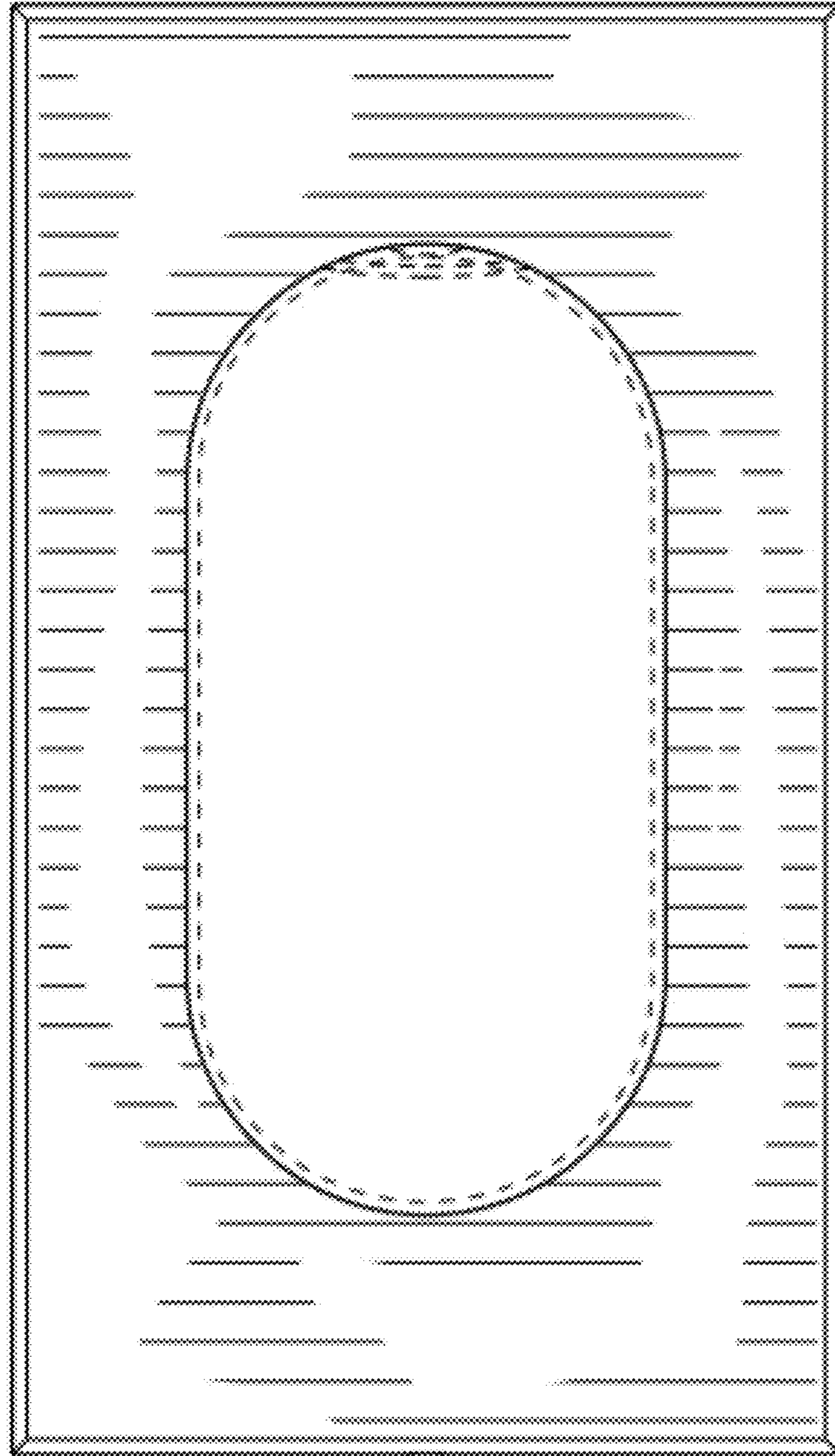


FIG. 2




FIG.3




FIG. 4




FIG. 5




FIG. 6




FIG. 7