



US00D672068S

(12) **United States Design Patent**
Robinson

(10) **Patent No.:** **US D672,068 S**

(45) **Date of Patent:** **** Dec. 4, 2012**

(54) **TAILLIGHT FOR A VEHICLE**

D540,480 S * 4/2007 Pfeiffer D26/28
D553,268 S * 10/2007 Pfeiffer D26/28
D565,211 S * 3/2008 Haller et al. D26/28

(75) Inventor: **Hugh Robinson**, Stuttgart (DE)

FOREIGN PATENT DOCUMENTS

(73) Assignee: **Dr. Ing. h.c. F. Porsche**
Aktiengesellschaft, Stuttgart (DE)

DE 402010001897.4 4/2010

(**) Term: **14 Years**

OTHER PUBLICATIONS

(21) Appl. No.: **29/375,431**

U.S. Appl. No. 29/375,427, Redlich.

(22) Filed: **Sep. 22, 2010**

* cited by examiner

(30) **Foreign Application Priority Data**

Mar. 24, 2010 (DE) 40 2010 001 834

Primary Examiner — Marcus Jackson

(51) **LOC (9) Cl.** **26-06**

(74) *Attorney, Agent, or Firm* — RatnerPrestia

(52) **U.S. Cl.** **D26/28**

(58) **Field of Classification Search** D26/28–36;
362/459–468, 475–478, 485–487
See application file for complete search history.

(57) **CLAIM**

The ornamental design for a taillight for a vehicle, as shown and described.

(56) **References Cited**

DESCRIPTION

U.S. PATENT DOCUMENTS

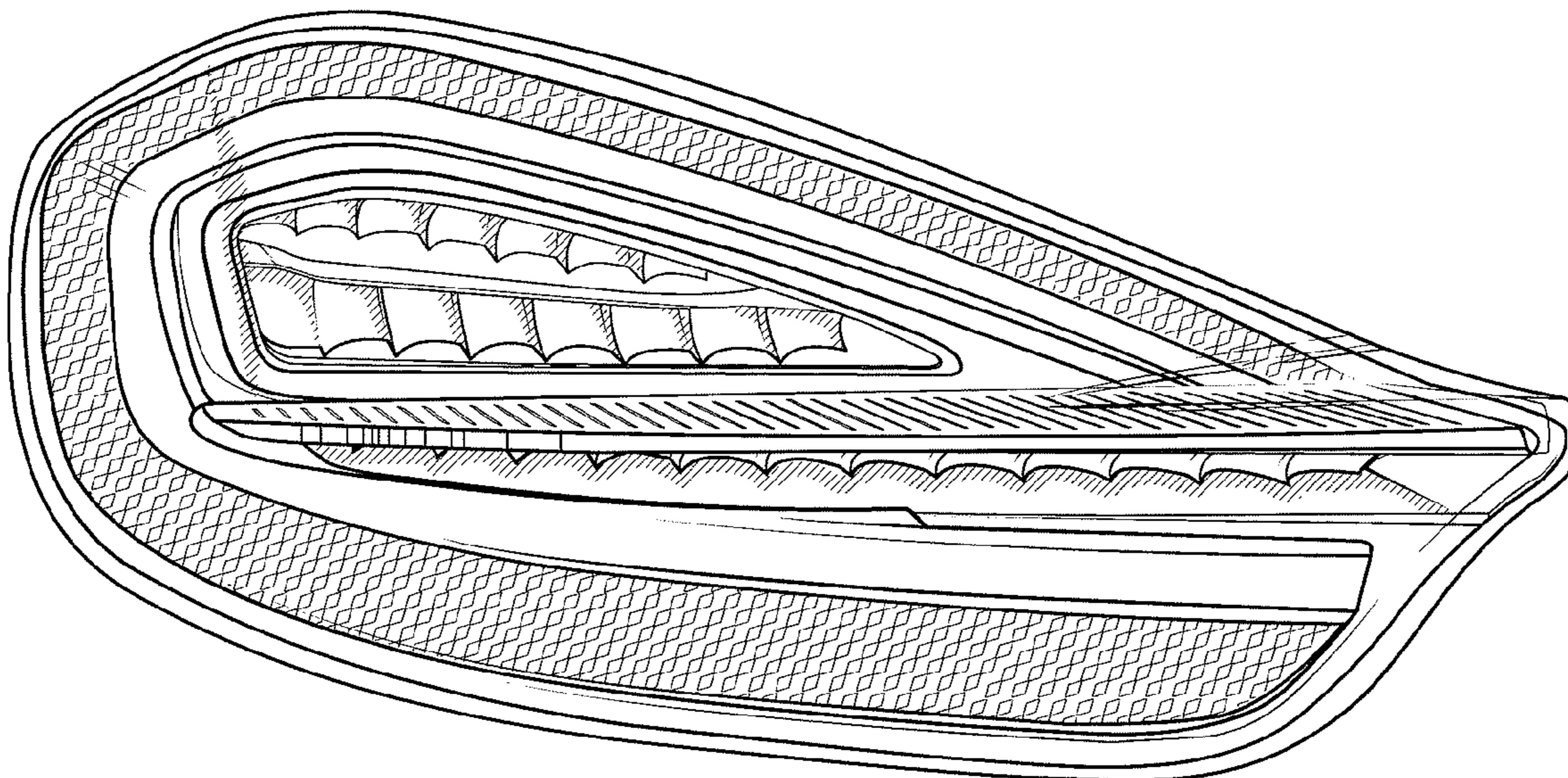
D455,508 S * 4/2002 Sinkwitz D26/28
D456,039 S * 4/2002 Bardet D19/38
D490,170 S * 5/2004 Metros et al. D26/28
D491,298 S * 6/2004 Hall et al. D26/28
D539,450 S * 3/2007 Pfeiffer D26/28

FIG. 1 is a front side elevation view of a taillight for a vehicle; FIG. 2 is an elevation view of the taillight, as viewed from a location between the front and left sides of the taillight; FIG. 3 is a top plan view of the taillight; and, FIG. 4 is a left side elevation of the taillight.

The figures of the drawing depict a left-hand taillight; the right-hand taillight being a substantial mirror image of the illustrated left-hand taillight.

The broken line showing of the taillight is for the purpose of illustration and forms no part of the claimed design.

1 Claim, 2 Drawing Sheets



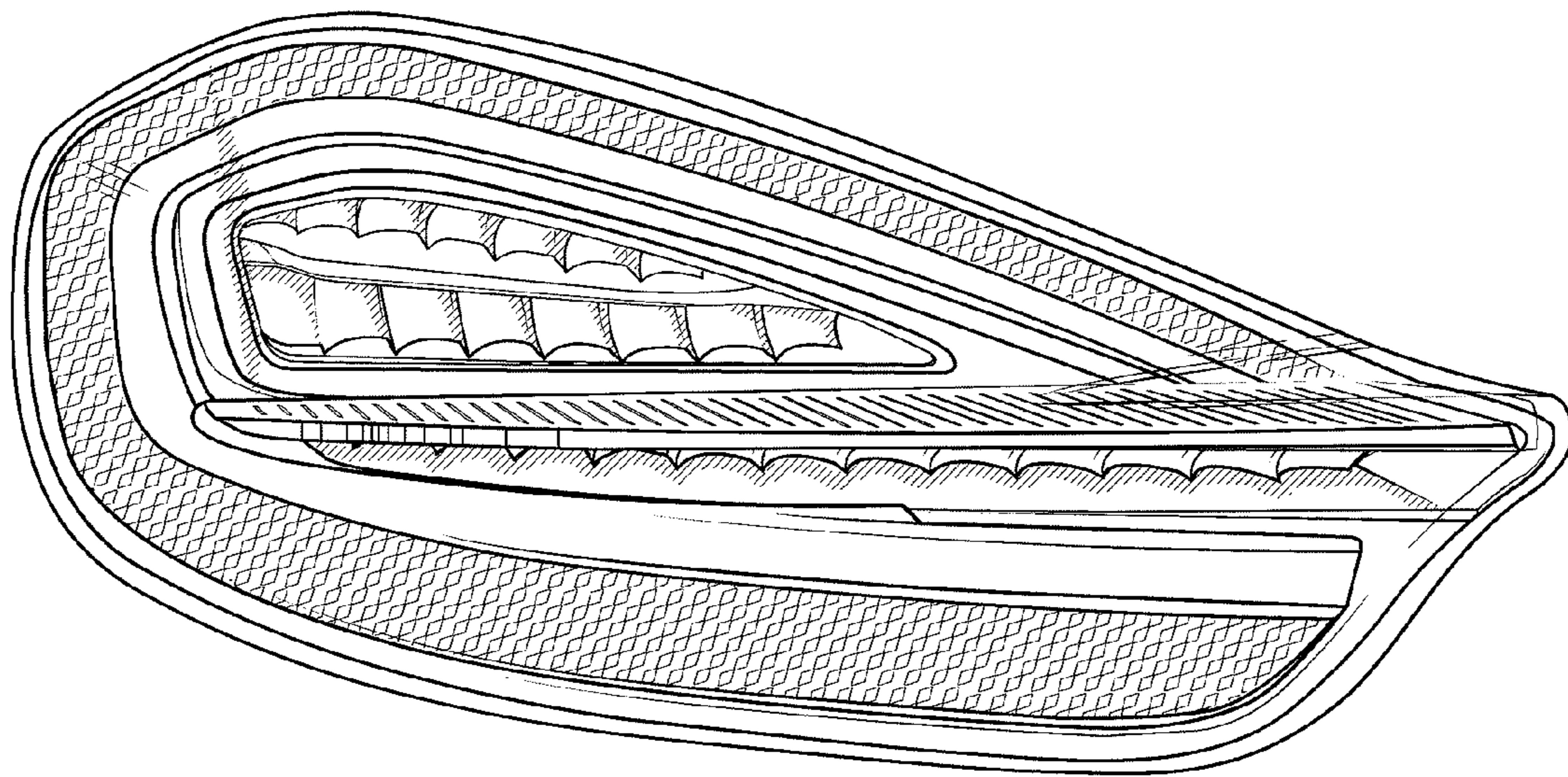


FIG. 1

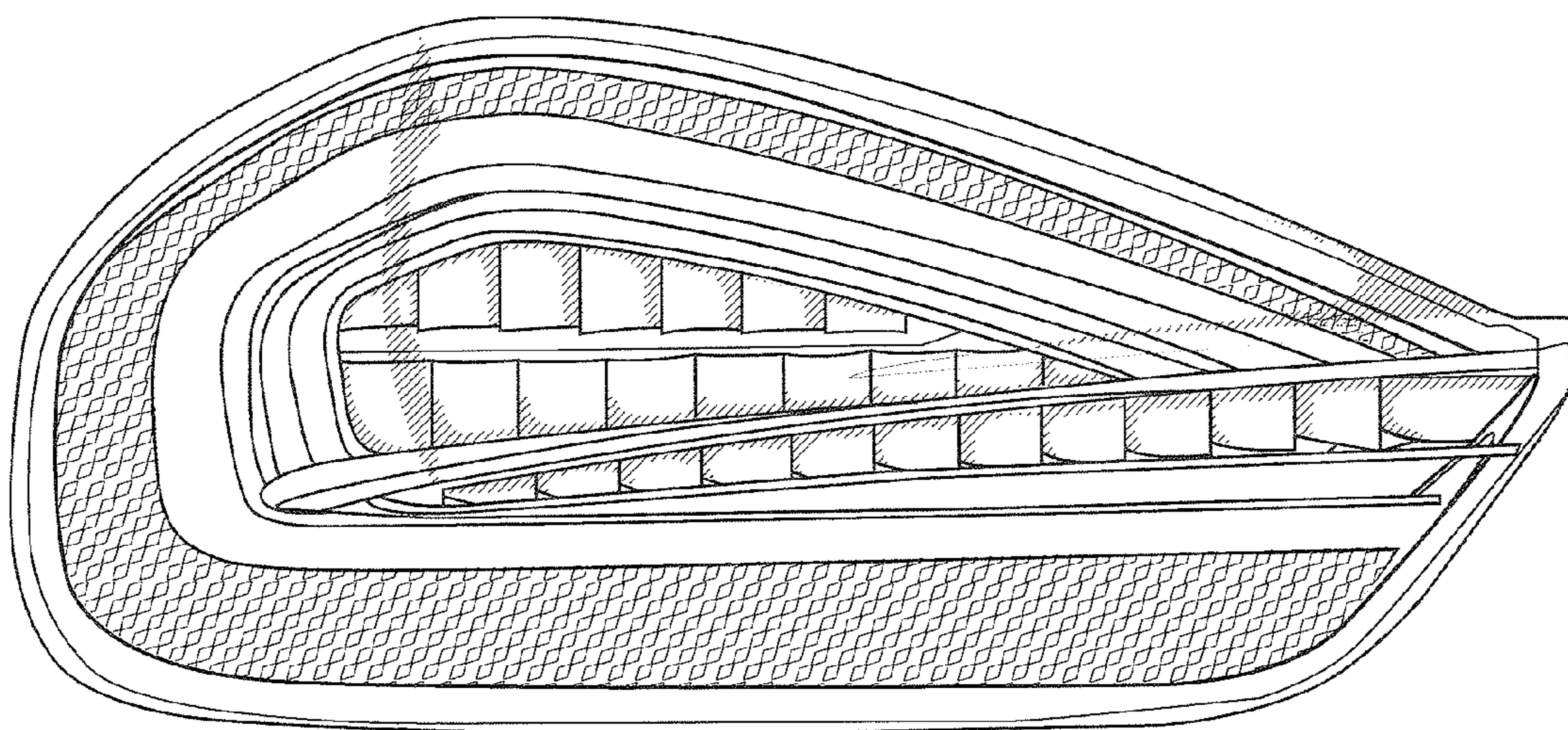


FIG. 2

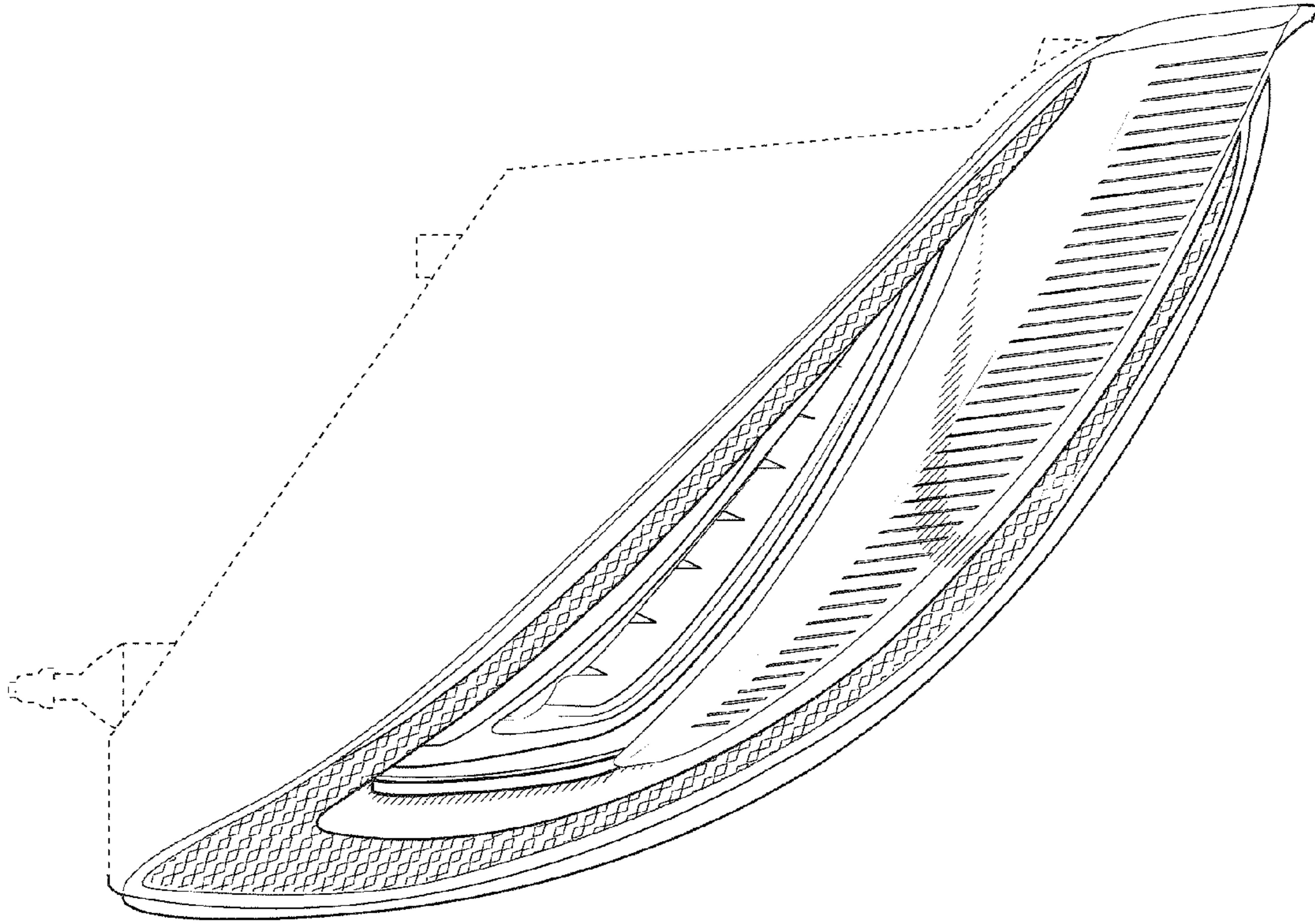


FIG. 3

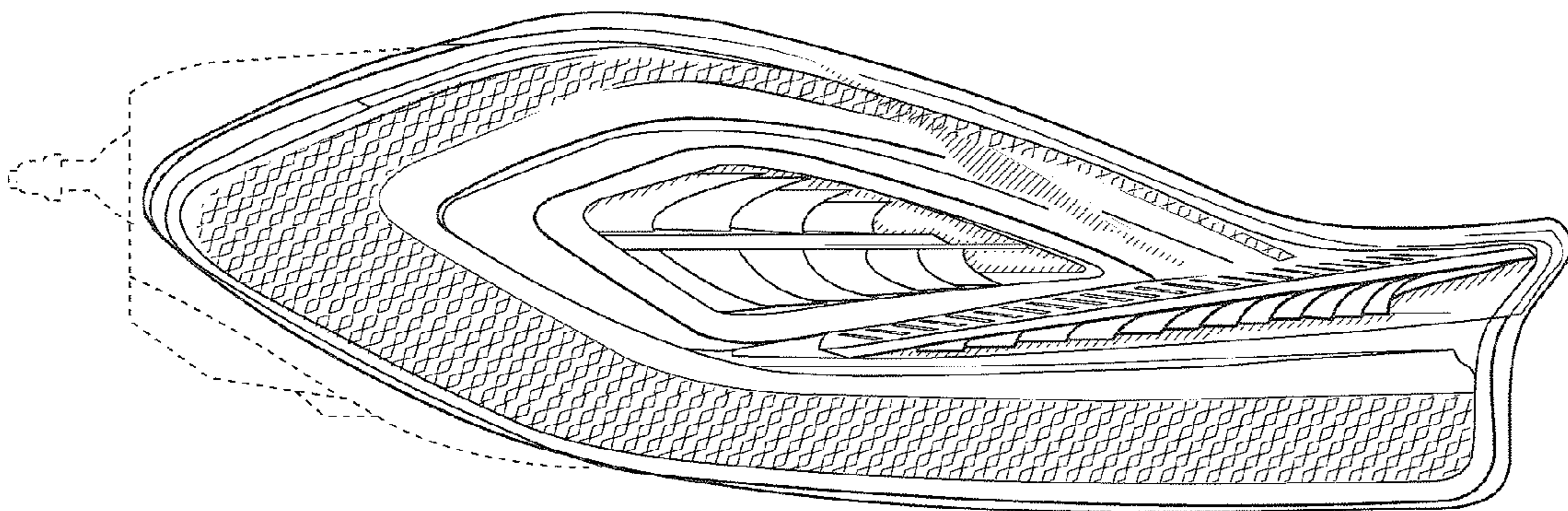


FIG. 4