



US00D672064S

(12) **United States Design Patent**  
**Grandich**

(10) **Patent No.:** **US D672,064 S**

(45) **Date of Patent:** **\*\* Dec. 4, 2012**

(54) **BALUSTER END PIECE**

(75) Inventor: **Eric J. Grandich**, Houston, TX (US)

(73) Assignee: **RTG Concepts LLC**, Houston, TX (US)

(\*\*) Term: **14 Years**

(21) Appl. No.: **29/382,868**

(22) Filed: **Jan. 8, 2011**

(51) **LOC (9) Cl.** ..... **25-02**

(52) **U.S. Cl.** ..... **D25/136**

(58) **Field of Classification Search** ..... D25/38.1,  
D25/39, 42, 43, 44, 48.5, 126, 154; 256/22,  
256/34, 73; 52/153, 301  
See application file for complete search history.

(56) **References Cited**

U.S. PATENT DOCUMENTS

D4,194 S *	6/1870	MacFerran	.....	D25/42
310,807 A	1/1885	Ferer		
D37,730 S *	12/1905	Wheelock	.....	D25/48.5
1,797,883 A	3/1931	Strubel		
D174,373 S *	4/1955	Bell	.....	D25/154
4,386,761 A	6/1983	Kato		
D274,366 S *	6/1984	Porter et al.	.....	D25/154
5,441,241 A	8/1995	McKim		
5,676,013 A	10/1997	Kahlau		
5,820,111 A	10/1998	Ross		
5,876,021 A	3/1999	Spence et al.		

(Continued)

FOREIGN PATENT DOCUMENTS

CA 2327280 10/1999

(Continued)

OTHER PUBLICATIONS

Complaint: *Nancy A. Ross and Regency Railings, Inc.*, plaintiffs, v. *King Supply et al.*, Case No. 3:04-cv-02038-K, filed Sep. 20, 2004 in the U.S. District Court for the Northern District of Texas, Dallas Division, 69 pages. Exhibits to the complaint contain product brochures and product information.

(Continued)

*Primary Examiner* — Robert Delehanty

(74) *Attorney, Agent, or Firm* — Gordon G. Waggett, P.C.

(57) **CLAIM**

The ornamental design for a baluster end piece, as shown and described.

**DESCRIPTION**

A portion of the disclosure of this patent document contains material to which a claim for copyright is made. The copyright owner has no objection to the facsimile reproduction by anyone of the patent document or the patent disclosure, as it appears in the Patent and Trademark Office patent file or records, but reserves all other copyright rights whatsoever.

FIG. 1 is a front perspective view of one embodiment of my new design for a baluster end piece.

FIG. 2 is a back side view of the embodiment of FIG. 1. The front side view is a mirror image of the back side view.

FIG. 3 is a right side view of the embodiment of FIG. 2.


FIG. 4 is a left side view of the embodiment of FIG. 2.

FIG. 5 is a top end view of the embodiment of FIG. 2.

FIG. 6 is a bottom end view of the embodiment of FIG. 2; and, FIG. 7 is an example environmental view of the embodiment of FIG. 2.

The broken lines showing environment are included for the purpose of illustrating a portion of the baluster that forms no part of the claimed design.

**1 Claim, 3 Drawing Sheets**



U.S. PATENT DOCUMENTS

6,059,269	A	5/2000	Ross	
6,240,698	B1	6/2001	Chung	
6,260,829	B1	7/2001	Anderson et al.	
6,305,670	B1	10/2001	Ward et al.	
6,311,957	B1	11/2001	Driscoll et al.	
6,807,788	B1	10/2004	Terry	
D505,504	S	5/2005	Rosian	
7,044,448	B1	5/2006	Jones	
7,082,735	B2	8/2006	Ramsey	
7,594,643	B2	9/2009	Ross	
D610,716	S *	2/2010	Edwards	D25/126
2005/0205855	A1	9/2005	Chung	
2008/0078130	A1	4/2008	Grandich	
2009/0188182	A1	7/2009	Iannotta	
2009/0321702	A1	12/2009	Grandich	

FOREIGN PATENT DOCUMENTS

DE	3511770	10/1993
EP	0526367	2/1993

OTHER PUBLICATIONS

Complaint: *Nancy A. Ross and Regency Railings, Inc.*, plaintiffs, v. *Stair World, Inc.*, Case No. 3:05-cv-01298-M, filed Jun. 24, 2005 in the U.S. District Court for the Northern District of Texas, Dallas Division, 114 pages. Exhibits to the complaint contain product brochures and product information.

Agreed Order: *Nancy A. Ross and Regency Railings, Inc.*, plaintiffs, v. *Stair World, Inc.*, Case No. 3:05-cv-01298-M, filed Sep. 25, 2005 in the U.S. District Court for the Northern District of Texas, Dallas Division, 29 pages. Exhibits contain product brochures and product information.

House of Forgings, Inc.—Online Catalog “Forged Metal, Panel & Stainless Steel”, 3rd Ed., 40 pages (accessed Mar. 2, 2011). Depicts products that were available prior to Jan. 1, 2011.

House of Forgings, Inc.—Online Catalog “Powder Coated & Stainless Steel Products”, vol. 5, 35 pages (accessed Mar. 2, 2011). Depicts products that were available prior to Jan. 1, 2011.

House of Forgings, Inc.—Online Catalog “Panel Collection”, 28 pages (accessed Mar. 1, 2011). Depicts products that were available prior to Jan. 1, 2011.

House of Forgings, Inc.—Online Catalog “Wood Products”, 6th Ed., 20 pages (accessed Mar. 1, 2011). Depicts products that were available prior to Jan. 1, 2011.

House of Forgings, Inc.—Online brochure “Deckscape Outdoor Balusters”, 1 page (accessed Mar. 1, 2011). Depicts products that were available prior to Jan. 1, 2011.

House of Forgings, Inc.—Online Photo Gallery entitled: “Custom Iron” depicting prior art products—houseofforgings.net/gallery/custom-iron/, Accessed Mar. 1, 2011 (17 pages) Depicts products that were available prior to Jan. 1, 2011.


House of Forgings, Inc.—Online Photo Gallery entitled: “Stairs” depicting prior art products—houseofforgings.net/gallery/stairs/, Accessed Mar. 1, 2011 (44 pages) Depicts products that were available prior to Jan. 1, 2011.

House of Forgings, Inc.—Ironwood Connection, Catalog “Powder Coated & Stainless Steel Products”, vol. 2 (available in 2008), 68 pages.

Ornamental Iron Works, Inc. (Franklin Park, Ill.) webpages (Accessed Mar. 2, 2011, but believed to depict prior art), 19 pages.


Ornamental Iron Works, Inc. (Franklin Park, Ill.) brochure (undated but believed to depict prior art), 2 pages.

\* cited by examiner



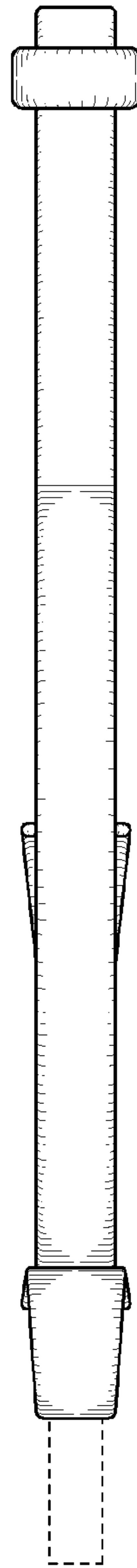
© 2010 RTG Concepts, LLC

**FIG. 1**



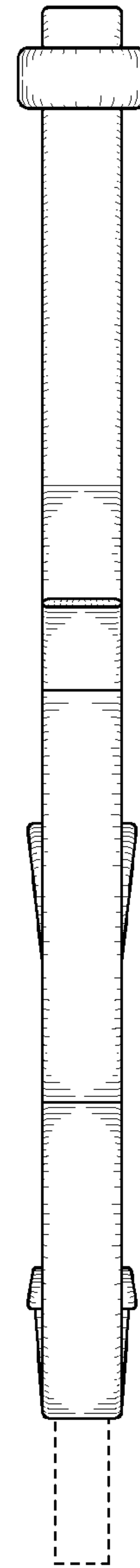
© 2010 RTG Concepts, LLC

**FIG. 2**



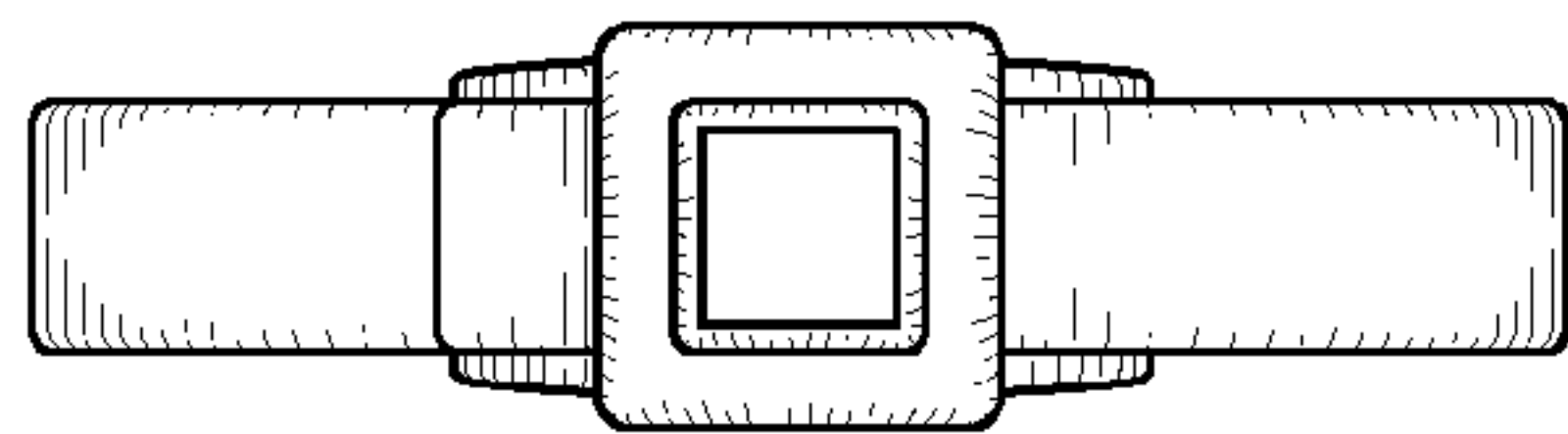
© 2010 RTG Concepts, LLC

**FIG. 3**



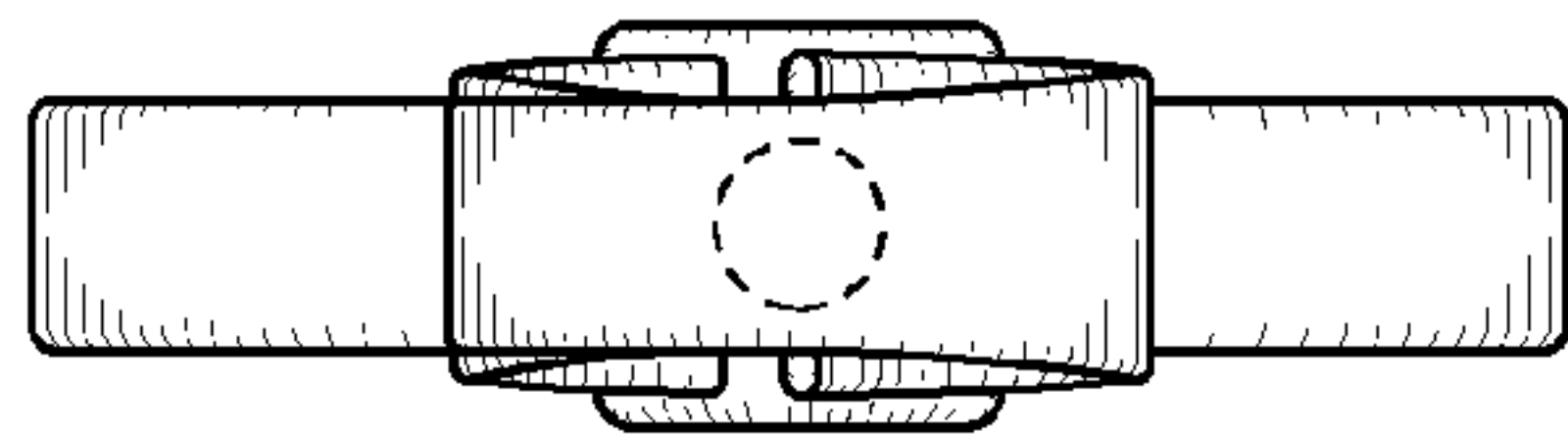
© 2010 RTG Concepts, LLC

**FIG. 4**



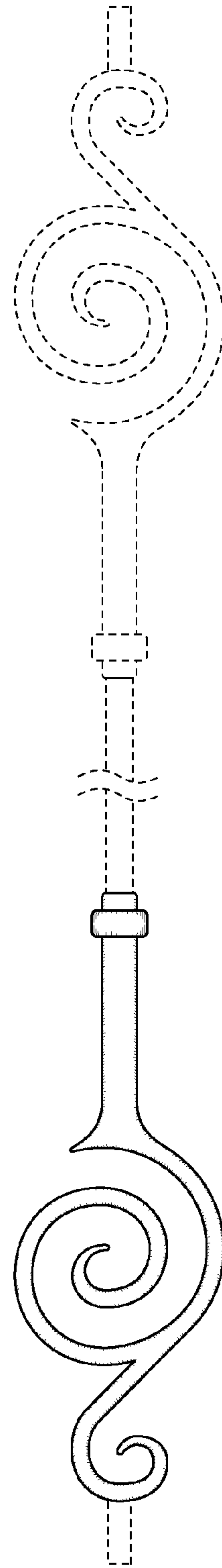
© 2010 RTG Concepts, LLC

**FIG. 5**



© 2010 RTG Concepts, LLC

**FIG. 6**



© 2010 RTG Concepts, LLC

**FIG. 7**