



US00D672056S

(12) **United States Design Patent**
Cetindag

(10) **Patent No.:** **US D672,056 S**

(45) **Date of Patent:** **** *Dec. 4, 2012**

(54) **COMPOSITE COLUMN MEMBER**

(76) Inventor: **Sedat Cetindag**, Yakuplu Istanbul (TR)

(*) Notice: This patent is subject to a terminal disclaimer.

(**) Term: **14 Years**

(21) Appl. No.: **29/398,112**

(22) Filed: **Jul. 26, 2011**

(51) **LOC (9) Cl.** **25-02**

(52) **U.S. Cl.** **D25/61**

(58) **Field of Classification Search** D25/61,
D25/133, 134; 403/231, 171, 170, 180; 52/146,
52/272, 425, 280, 290, 297, 236.9, 379, 378,
52/426

See application file for complete search history.

(56) **References Cited**

U.S. PATENT DOCUMENTS

1,472,642 A 10/1923 Evans, Jr.
1,795,001 A 3/1930 Wilkins

2,737,266 A *	3/1956	Gross	52/483.1
3,623,287 A *	11/1971	Forice	52/280
4,126,364 A *	11/1978	Reilly	312/140
4,835,928 A	6/1989	Scott		
5,440,844 A *	8/1995	Chihara et al.	52/280
D362,509 S *	9/1995	Russell	D25/61
D421,133 S *	2/2000	Mandell	D25/61
6,311,442 B1 *	11/2001	Watanabe	52/282.3
D592,765 S *	5/2009	Jeanveau	D25/133
2010/0218443 A1	9/2010	Studebaker et al.		
2010/0325993 A1	12/2010	Bolin		

* cited by examiner

Primary Examiner — Doris Clark

(74) *Attorney, Agent, or Firm* — Lawrence J. Gibney, Jr.


(57) **CLAIM**

The ornamental design for composite column member, as shown and described.

DESCRIPTION

FIG. 1 is a front perspective view of a composite column member showing my new design; and, FIG. 2 is a top plan view.

1 Claim, 2 Drawing Sheets






FIG. 1

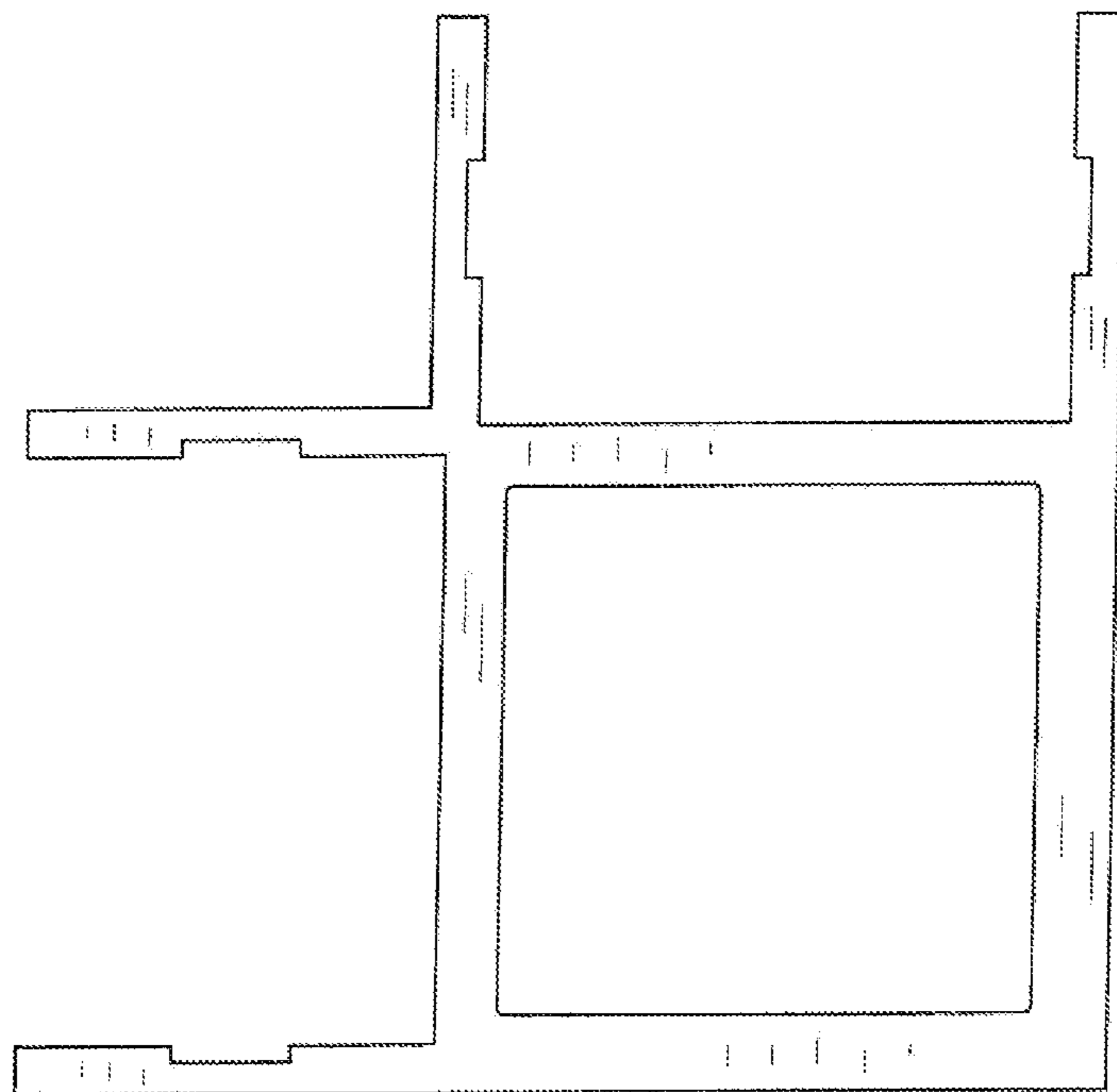


FIG. 2