



US00D672047S

(12) **United States Design Patent**
Hsu

(10) **Patent No.:** **US D672,047 S**
(45) **Date of Patent:** **** Dec. 4, 2012**

(54) **FACIAL MASSAGER**

(76) Inventor: **Chi-Ming Hsu, Douliu (TW)**

(**) Term: **14 Years**

(21) Appl. No.: **29/417,256**

(22) Filed: **Mar. 31, 2012**

(30) **Foreign Application Priority Data**

Nov. 22, 2011 (CN) 2011 3 0431979

(51) **LOC (9) Cl.** **28-03**

(52) **U.S. Cl.** **D24/200**

(58) **Field of Classification Search** D24/200,
D24/206, 209–211, 214, 215, 152, 147, 176;
601/107, 111, 134–139; 433/29
See application file for complete search history.

(56) **References Cited**

U.S. PATENT DOCUMENTS

D296,927 S *	7/1988	Rubin	D24/147
D315,958 S *	4/1991	Castel et al.	D24/214
D414,867 S *	10/1999	Moriwaki et al.	D24/152
D448,852 S *	10/2001	Engelen	D24/215

D468,429 S *	1/2003	Bareth et al.	D24/152
D509,301 S *	9/2005	Talbot et al.	D24/215
D565,246 S *	3/2008	Kotte	D24/147
D613,865 S *	4/2010	De Charentenay	D24/152
D630,747 S *	1/2011	Shinohara et al.	D24/152
D637,309 S *	5/2011	Park	D24/215
D642,681 S *	8/2011	Eichel et al.	D24/147
D648,442 S *	11/2011	Caggiano et al.	D24/215
2005/0003323 A1 *	1/2005	Katsuda et al.	433/29

* cited by examiner

Primary Examiner — David Muller


(57) **CLAIM**

The ornamental design for a facial massager, as shown and described.

DESCRIPTION

FIG. 1 is a perspective view of facial massager showing my present design,
FIG. 2 is a front view thereof;
FIG. 3 is a rear view thereof;
FIG. 4 is a left side view thereof;
FIG. 5 is a right side view thereof;
FIG. 6 is a top view thereof; and,
FIG. 7 is a bottom view thereof.

1 Claim, 4 Drawing Sheets






FIG. 1




FIG. 2




FIG. 3

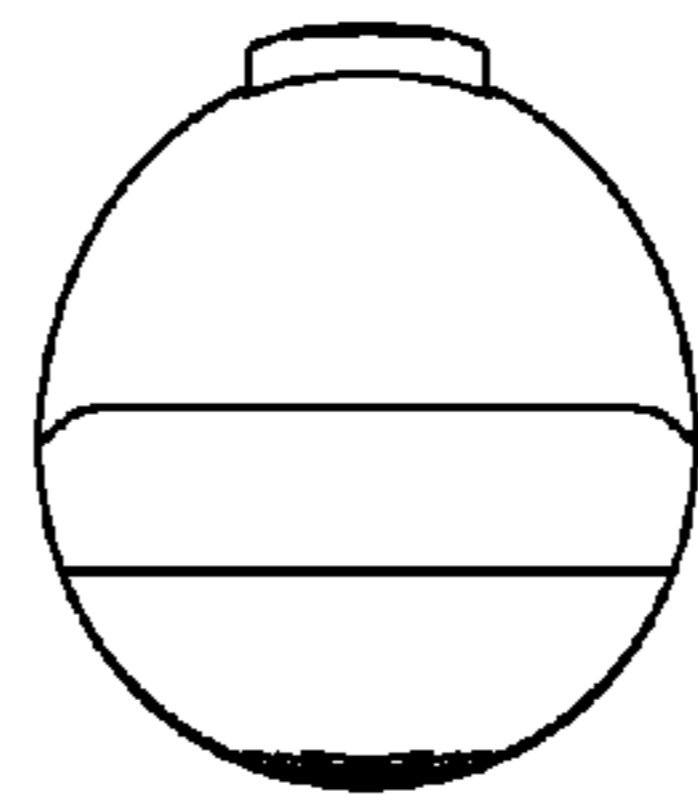


FIG. 4

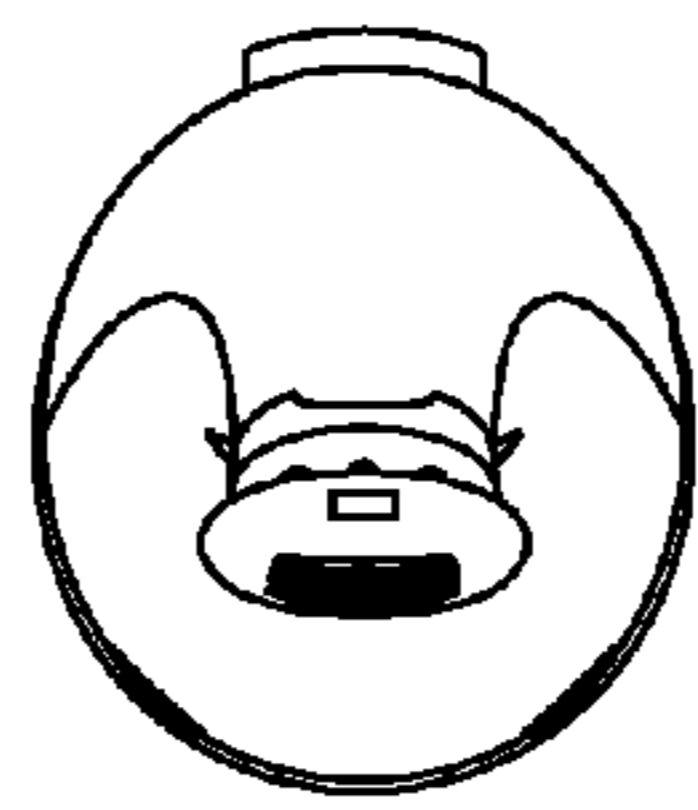


FIG. 5

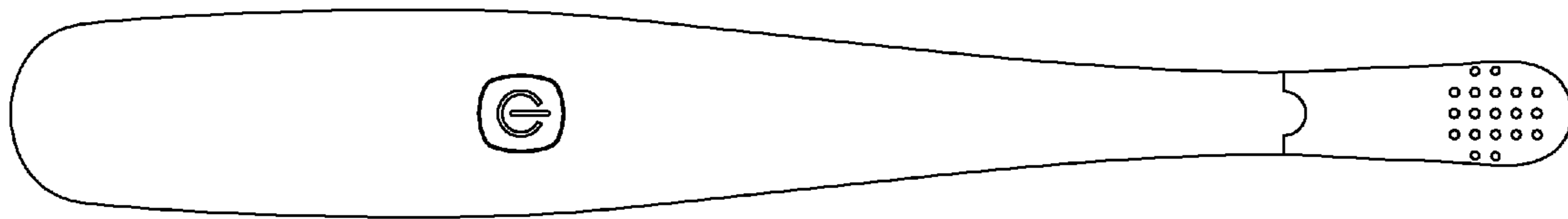


FIG. 6

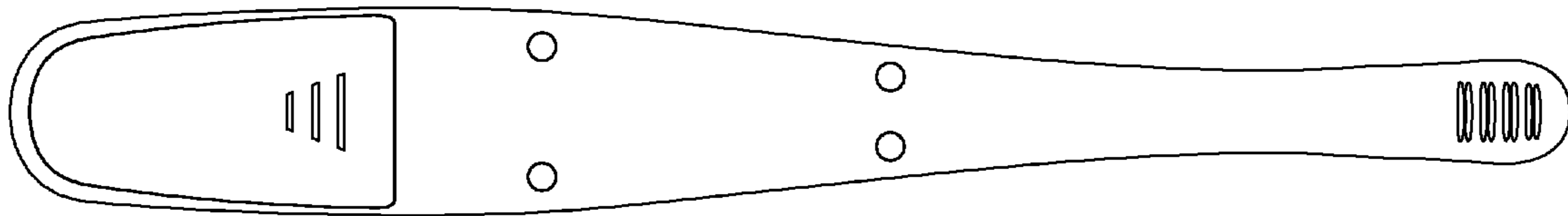


FIG. 7