



US00D672045S

(12) **United States Design Patent**  
**Bukhary**

(10) **Patent No.:** **US D672,045 S**

(45) **Date of Patent:** **\*\* Dec. 4, 2012**

(54) **DENTAL MODEL BASE MAKER**

2007/0148614	A1*	6/2007	Huffman	433/53
2007/0212663	A1*	9/2007	Oestreich	433/213
2010/0009318	A1*	1/2010	Kim	433/213

(75) Inventor: **Mohammed Taher Bukhary**, Riyadh (SA)

**FOREIGN PATENT DOCUMENTS**

(73) Assignee: **King Saud University**, Riyadh (SA)

CH	676789	3/1991
DE	4013076	10/1991
EP	0694293	1/1996
WO	9719649	6/1997

(\*\*) Term: **14 Years**

\* cited by examiner

(21) Appl. No.: **29/400,121**

*Primary Examiner* — Wan Laymon

(22) Filed: **Aug. 23, 2011**

(74) *Attorney, Agent, or Firm* — Richard C. Litman

(51) **LOC (9) Cl.** ..... **24-02**

(52) **U.S. Cl.** ..... **D24/181**

(58) **Field of Classification Search** ..... D24/152,  
D24/155-156, 176, 180-182; 249/124, 127;  
433/34, 54, 60-61, 74, 213; D6/470, 480;  
D21/483, 783

(57) **CLAIM**

The ornamental design for a dental model base maker, as shown and described.

See application file for complete search history.

**DESCRIPTION**

(56) **References Cited**

**U.S. PATENT DOCUMENTS**

5,447	A *	2/1848	Gilbert	433/213
3,581,398	A *	6/1971	Thomas	433/34
4,378,929	A *	4/1983	Huffman	249/124
4,494,934	A *	1/1985	Huffman	433/213
4,553,936	A	11/1985	Wang	
4,608,016	A	8/1986	Zeiser	
D302,724	S *	8/1989	Huffman	D24/181
5,098,290	A *	3/1992	Honstein et al.	433/74
D325,971	S *	5/1992	Hoyle	D24/181
7,083,413	B2 *	8/2006	Parker et al.	433/213
7,121,826	B2 *	10/2006	Umeda	433/213

FIG. 1 is a perspective view of a dental model base maker showing my new design;

FIG. 2 is a front elevational view thereof;

FIG. 3 is a rear elevational view thereof;

FIG. 4 is a right side elevational view with the left side being a mirror image thereof;


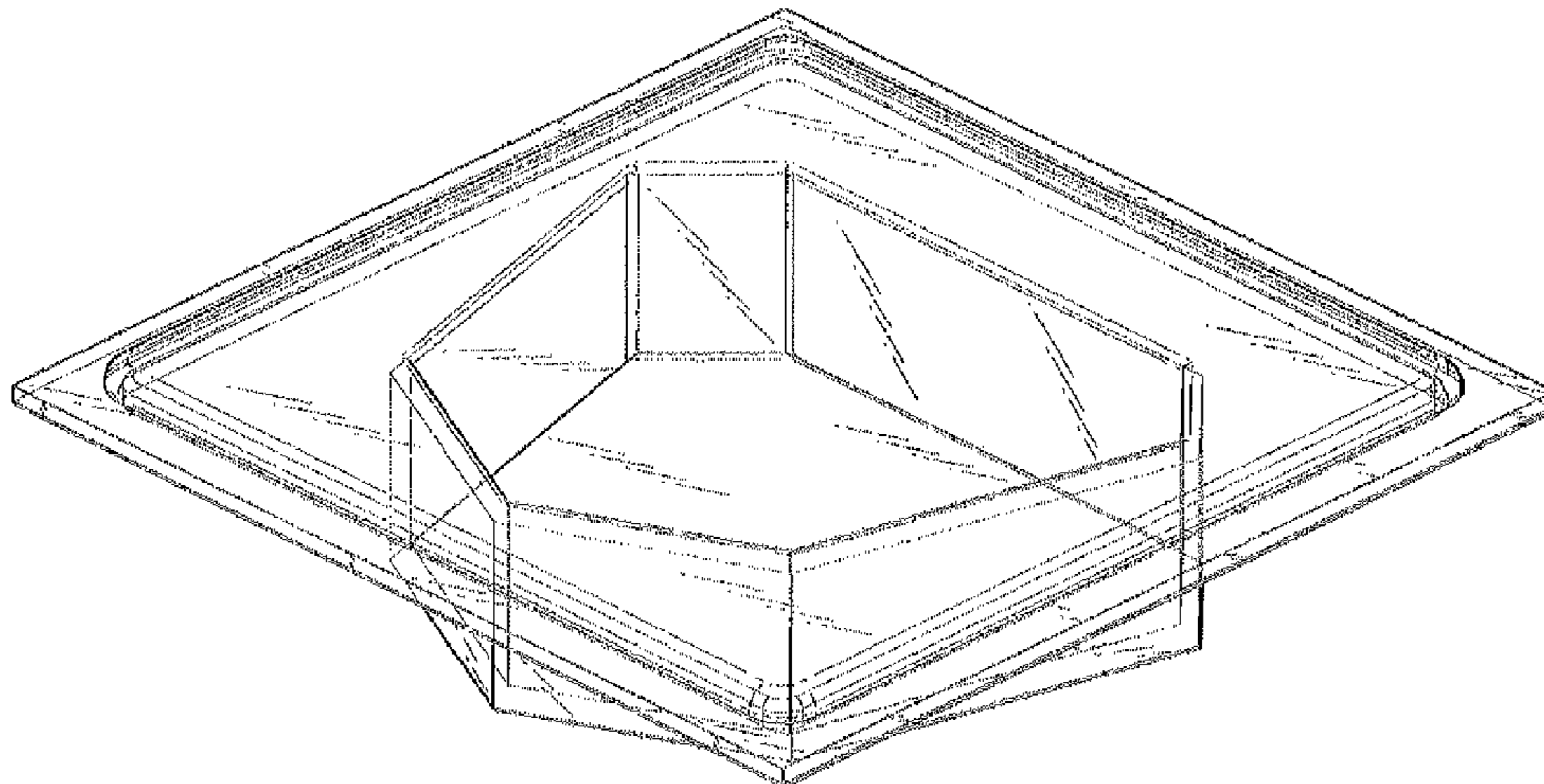
FIG. 5 is a top view thereof;

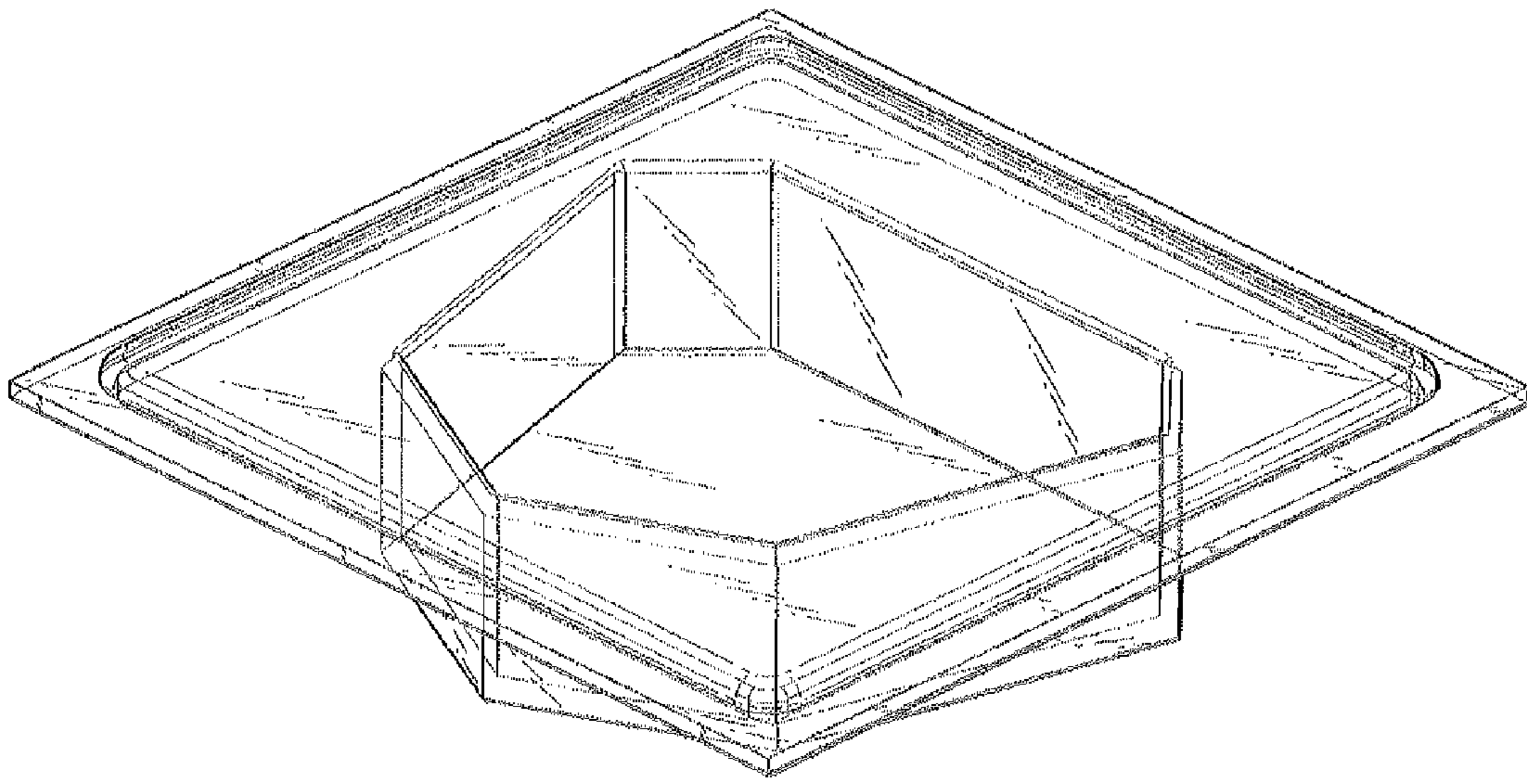
FIG. 6 is a bottom view thereof; and,

FIG. 7 is an environmental perspective view thereof.


The broken line showing of the dental model in FIG. 7 is for illustrative purposes only and forms no part of the claimed design.

**1 Claim, 5 Drawing Sheets**

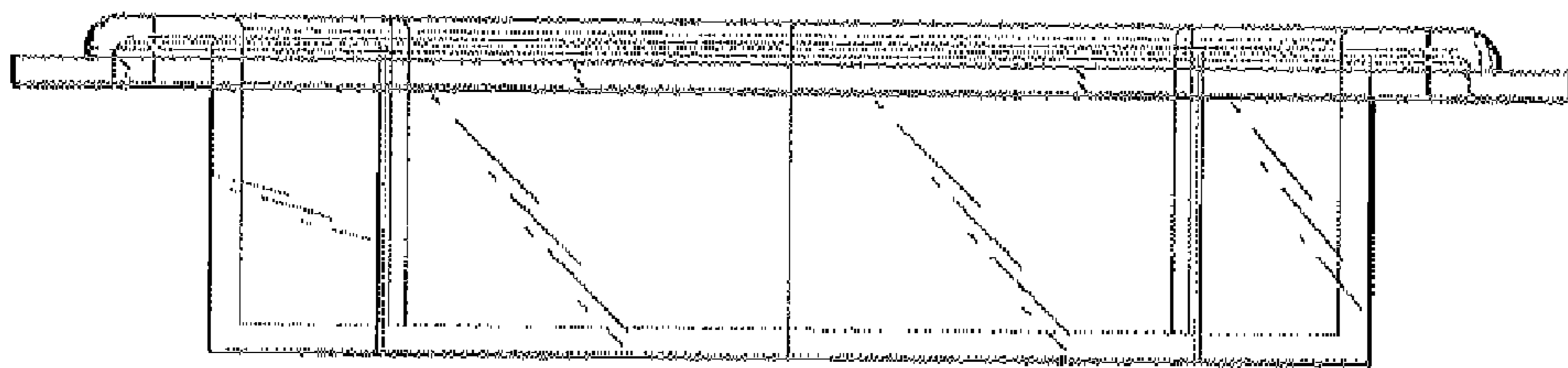





*Fig. 1*



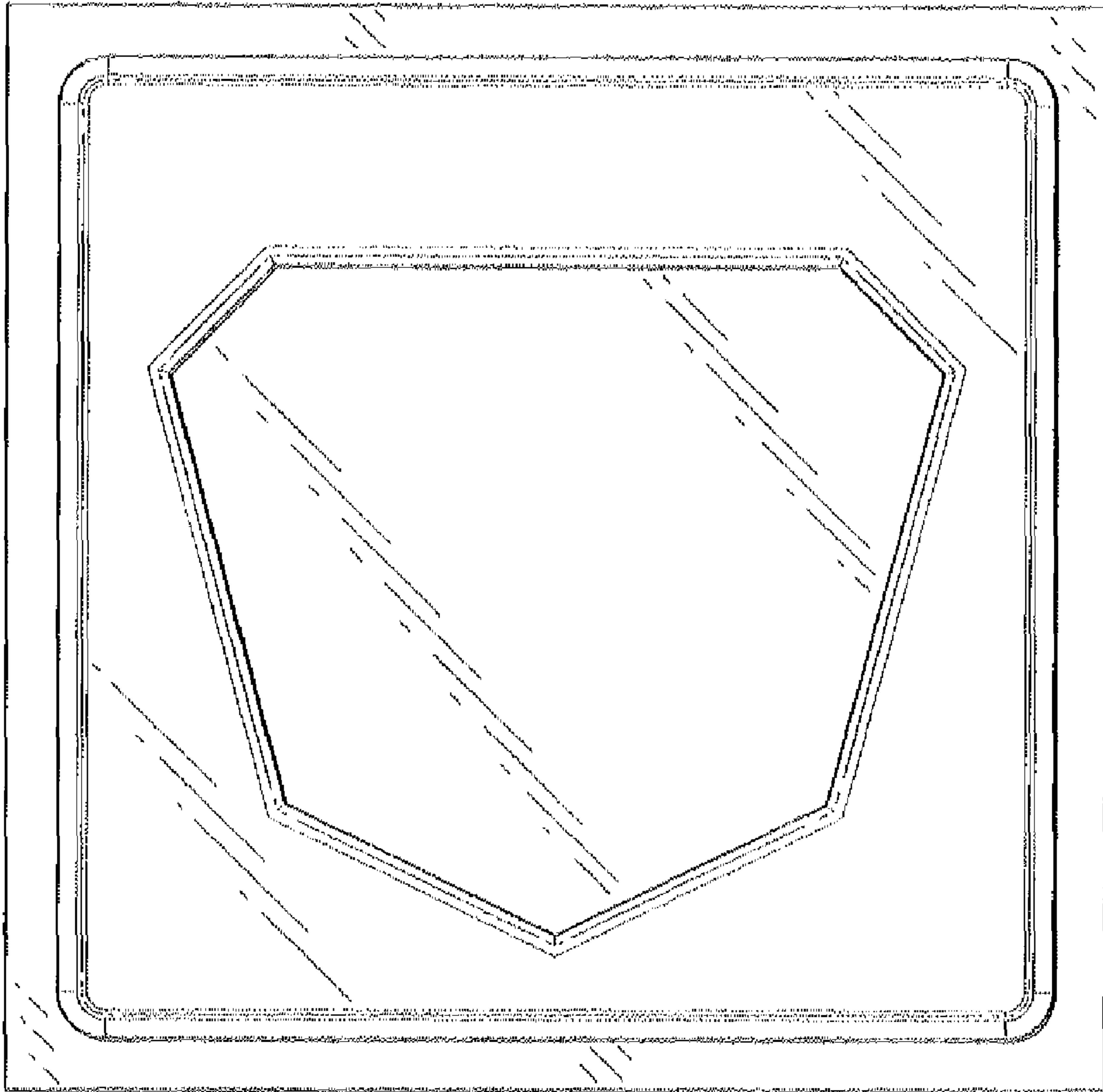
*Fig. 2*



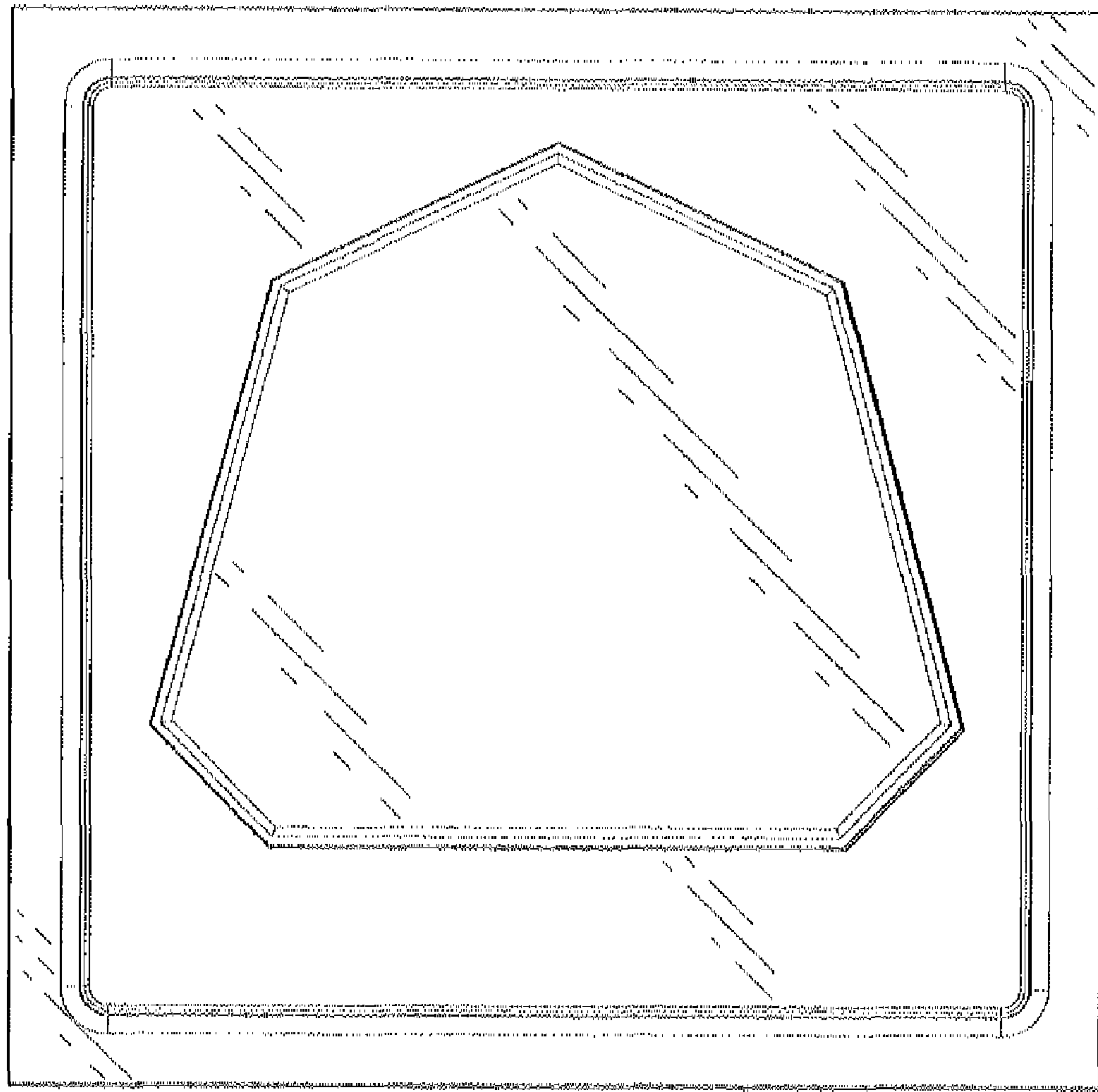
*Fig. 3*



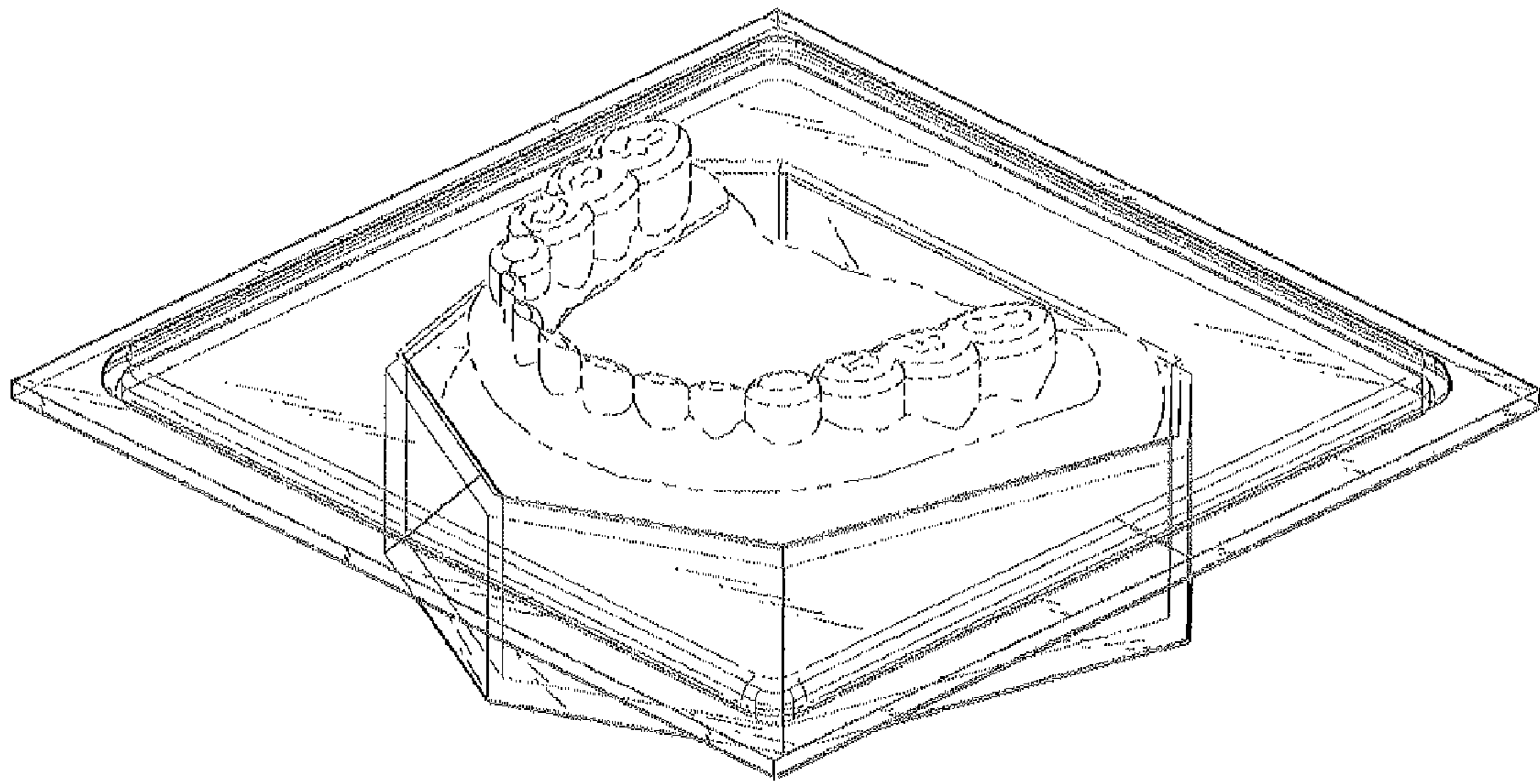
*Fig. 4*



*Fig. 5*



*Fig. 6*



*Fig. 7*