



US00D672031S

(12) **United States Design Patent**
Hunt et al.

(10) **Patent No.:** **US D672,031 S**

(45) **Date of Patent:** **** Dec. 4, 2012**

(54) **MEDICINAL DELIVERY DEVICE**

(75) Inventors: **Ronald Douglas Hunt**, Waxhaw, NC
(US); **Paul Bradley Forrest**, Cary, NC
(US)

(73) Assignee: **The Hunt Project, LLC**, Waxhaw, NC
(US)

(**) Term: **14 Years**

(21) Appl. No.: **29/378,400**

(22) Filed: **Nov. 4, 2010**

(51) **LOC (9) Cl.** **24-01**

(52) **U.S. Cl.** **D24/107; D24/106; D24/110**

(58) **Field of Classification Search** D24/106,
D24/107, 108, 110, 110.5; D23/366; 128/200.24,
128/201.2, 201.12, 205.1, 205.25, 205.27,
128/205.29, 206.11, 206.12, 206.18, 206.21,
128/207.13, 207.18; 119/860, 866; 604/93.01,
604/285

See application file for complete search history.

(56) **References Cited**

U.S. PATENT DOCUMENTS

2,243,360	A	5/1941	Statis	
2,620,795	A *	12/1952	Muhlethaler	128/204.12
2,777,442	A	1/1957	Zelaib et al.	
3,788,296	A *	1/1974	Klatt et al.	604/93.01
3,812,853	A *	5/1974	Crain	128/200.17
3,933,286	A *	1/1976	Karkas	224/219
4,030,491	A	6/1977	Mattila	
RE35,408	E	12/1996	Petruson	
5,735,460	A *	4/1998	Eisenbraun	239/34
5,850,834	A	12/1998	Yoshida et al.	
5,899,382	A *	5/1999	Hayes et al.	239/56
5,922,006	A	7/1999	Sugerman	
6,056,717	A *	5/2000	Finch et al.	604/93.01
D499,252	S *	12/2004	Lord et al.	D3/221
7,108,198	B2 *	9/2006	Altadonna, Jr.	239/34
D548,960	S *	8/2007	Tages et al.	D3/218

D610,666	S *	2/2010	Furner et al.	D23/366
7,837,649	B1 *	11/2010	Aboff	604/93.01
D640,781	S *	6/2011	Brandenburg	D23/366
2002/0059935	A1 *	5/2002	Wood	128/207.18
2002/0153007	A1	10/2002	Davi	

(Continued)

FOREIGN PATENT DOCUMENTS

JP 2002306598 A 10/2002

OTHER PUBLICATIONS

Combined Search and Examination Report by United Kingdom Intellectual Property Office dated Feb. 13, 2012.

(Continued)

Primary Examiner — Ian Simmons

Assistant Examiner — Shannon Weekley

(74) *Attorney, Agent, or Firm* — Olive Law Group, PLLC

(57) **CLAIM**

We claim the ornamental design for a medicinal delivery device, as shown and described.

DESCRIPTION

FIG. 1 is a perspective view of the medicinal delivery device according to the invention;

FIG. 2 is a side view of the medicinal delivery device according to the invention, the opposite side being a mirror image thereof.

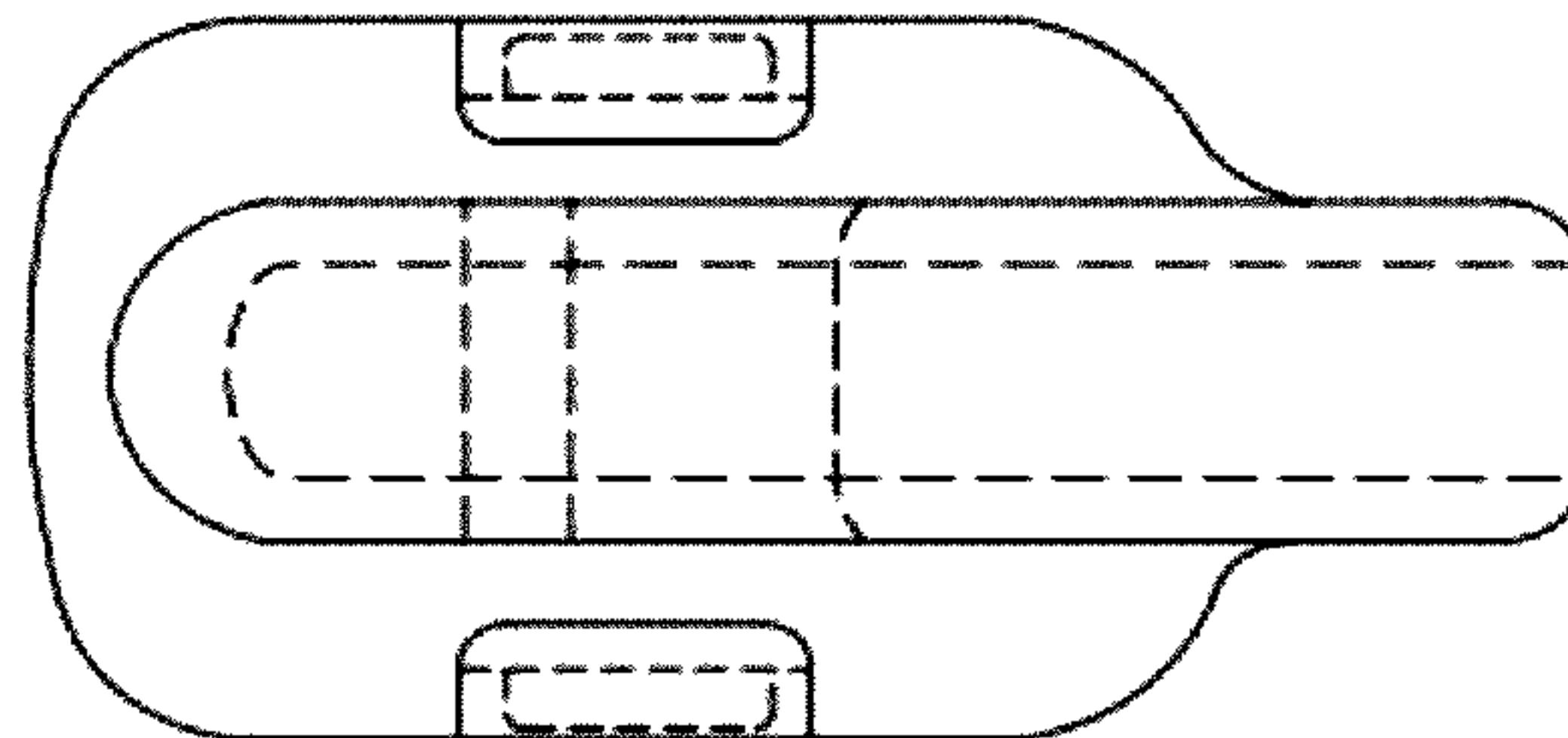
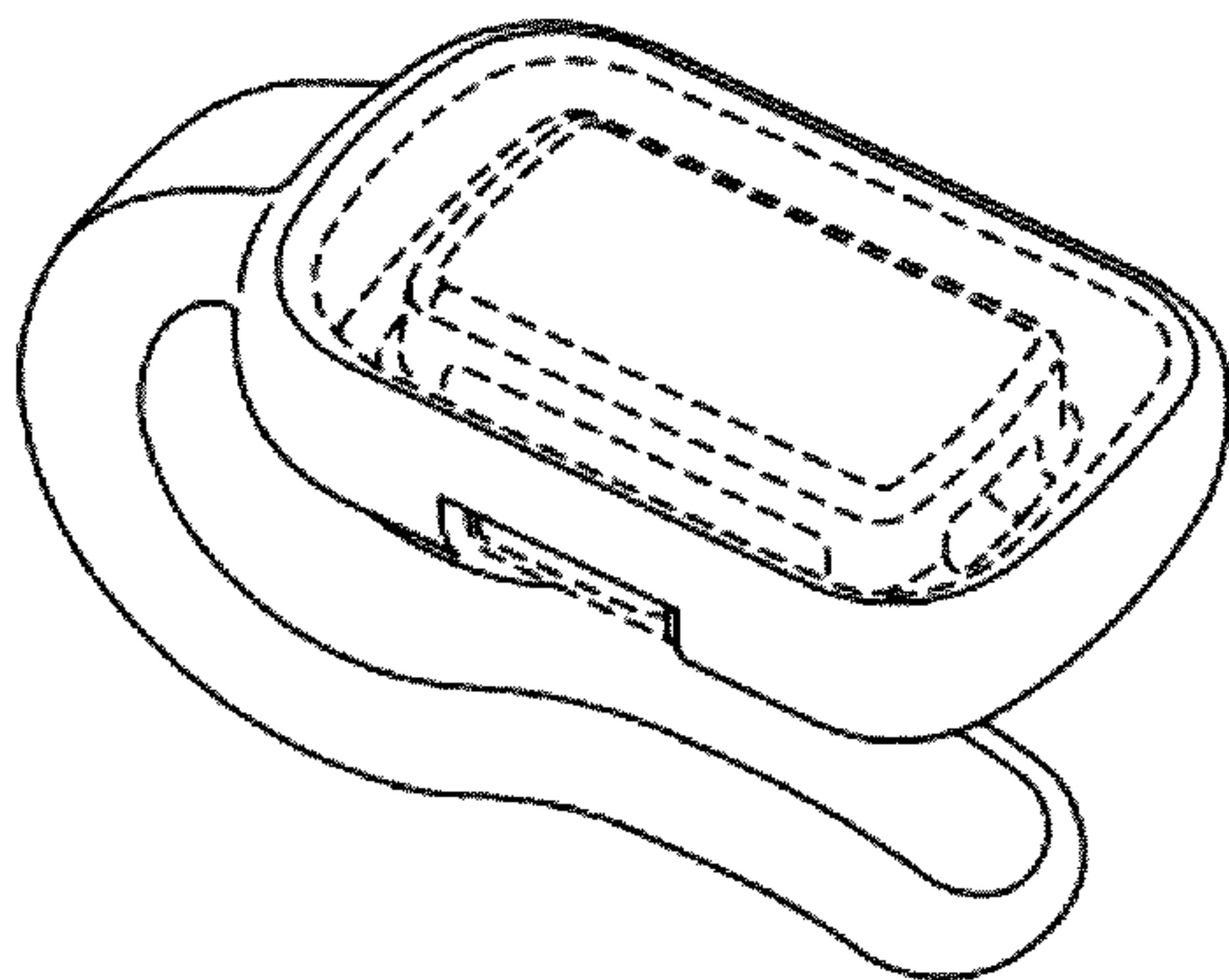
FIG. 3 is a top view of the medicinal delivery device according to the invention;

FIG. 4 is a bottom view of the medicinal delivery device according to the invention; and,

FIG. 5 is a rear view of the medicinal delivery device according to the invention.

The broken lines shown throughout the views are directed to environment and are for illustrative purposes only; the broken lines form no part of the claimed design.

1 Claim, 2 Drawing Sheets



US D672,031 S

Page 2

U.S. PATENT DOCUMENTS

2005/0049501 A1* 3/2005 Conero et al. 600/449
2005/0257793 A1 11/2005 Tatsumoto
2010/0307502 A1* 12/2010 Rummery et al. 128/205.25
2012/0116325 A1* 5/2012 Hunt et al. 604/285

<http://www.skymall.com/shopping/detail.htm?pid=101906204&c>,

Breathe Fit Snoring Aid, last accesses Nov. 12, 2010.

U.S. Appl. No. 12/939,224, filed Nov. 4, 2010.

OTHER PUBLICATIONS

* cited by examiner

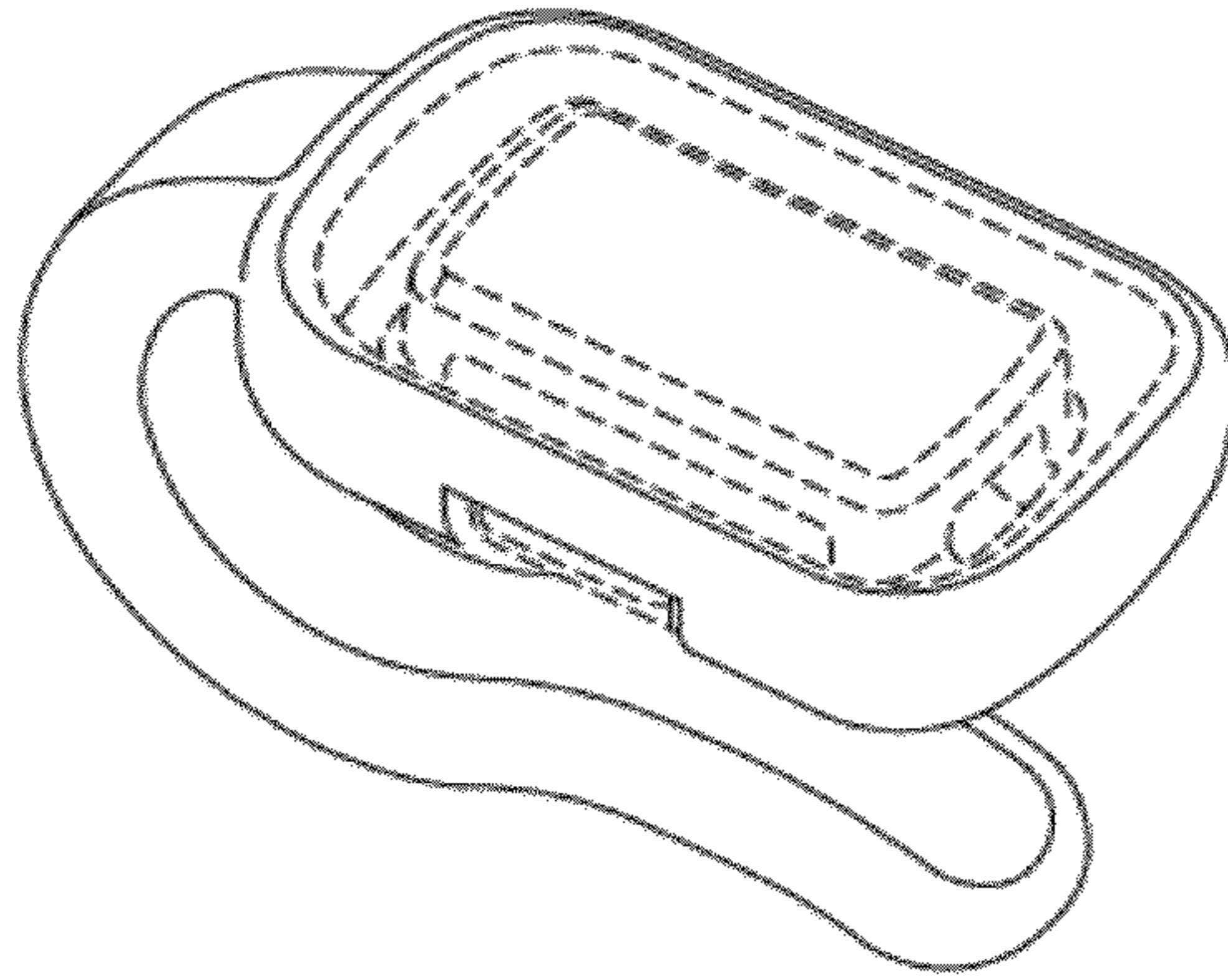


FIG. 1

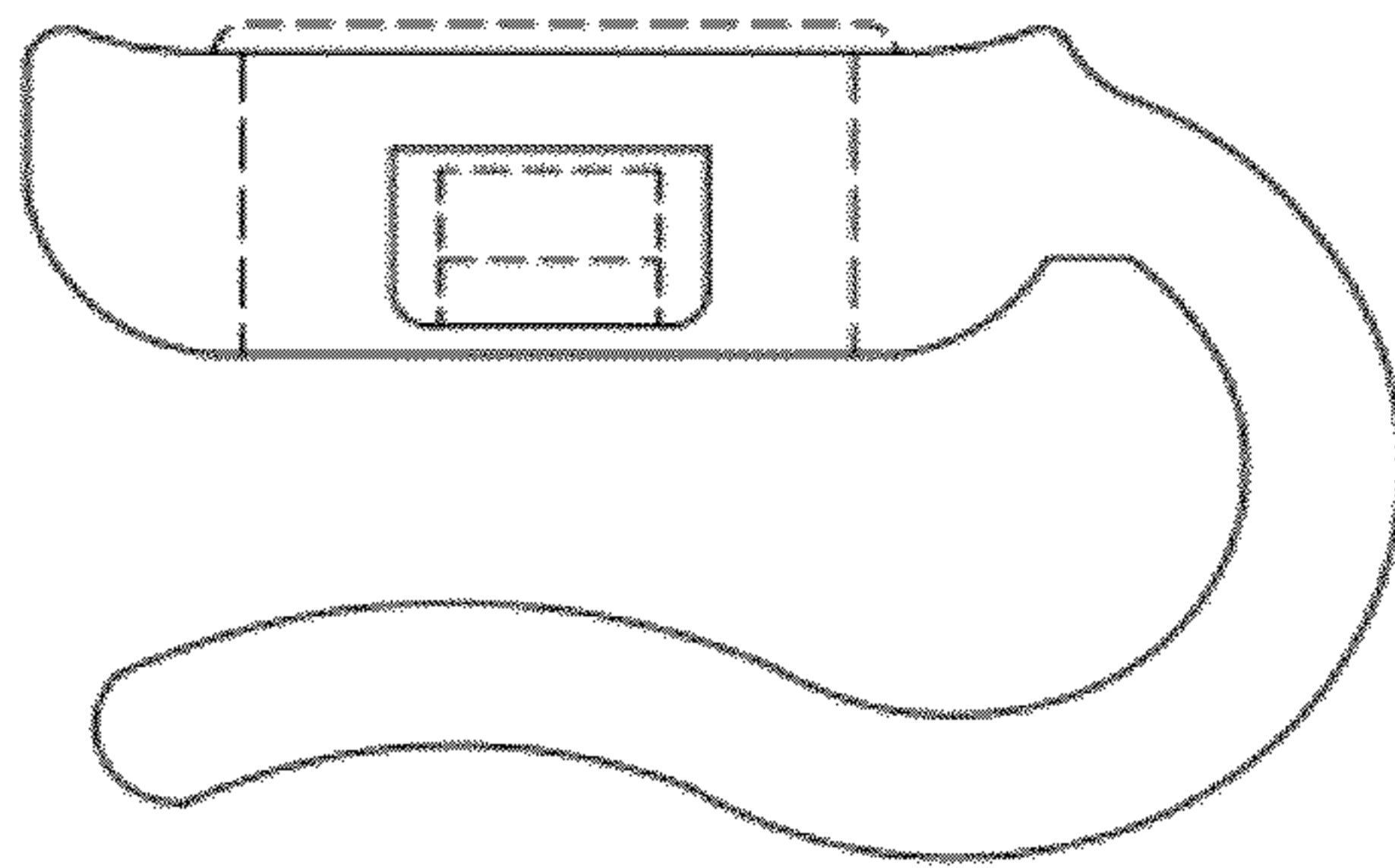


FIG. 2

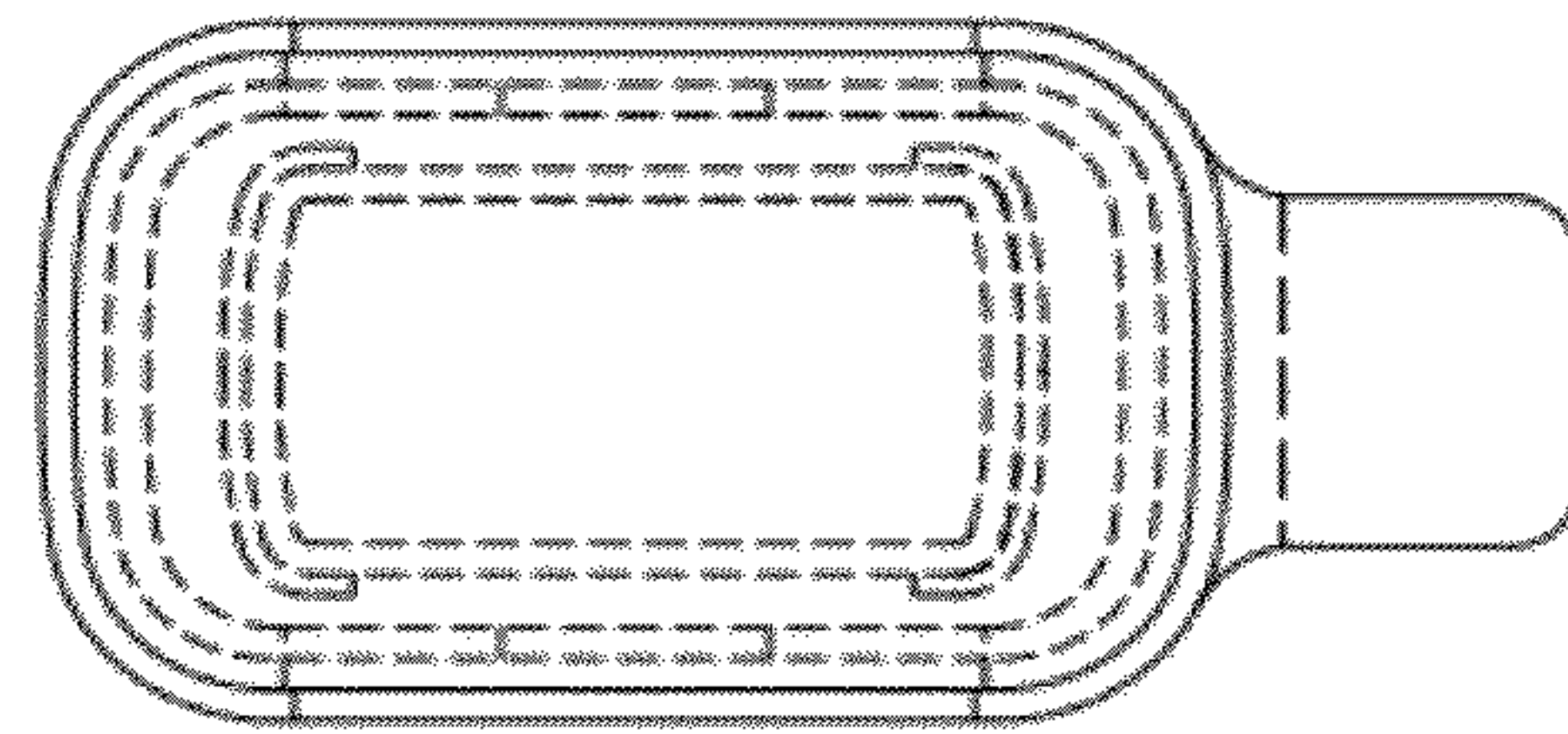


FIG. 3

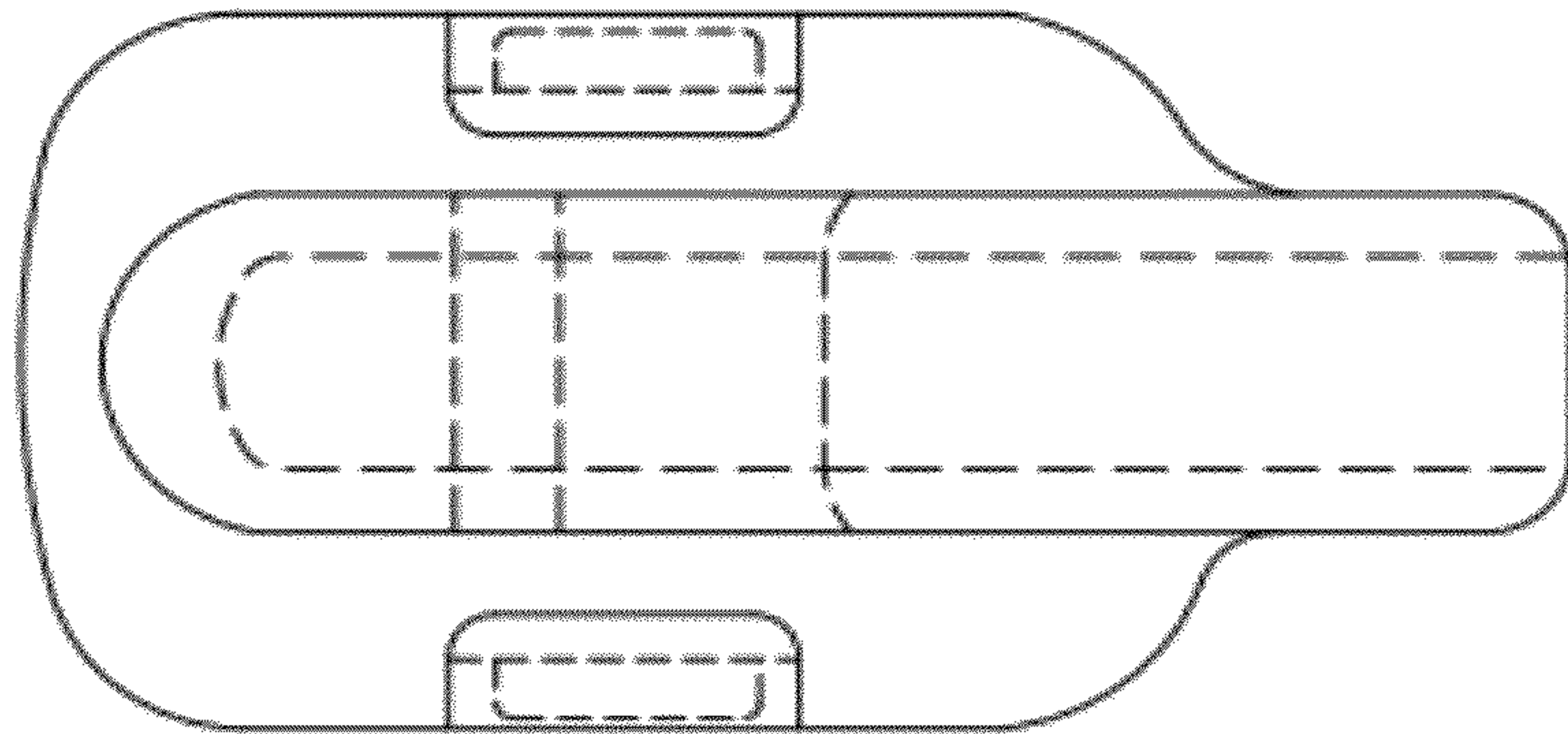


FIG. 4

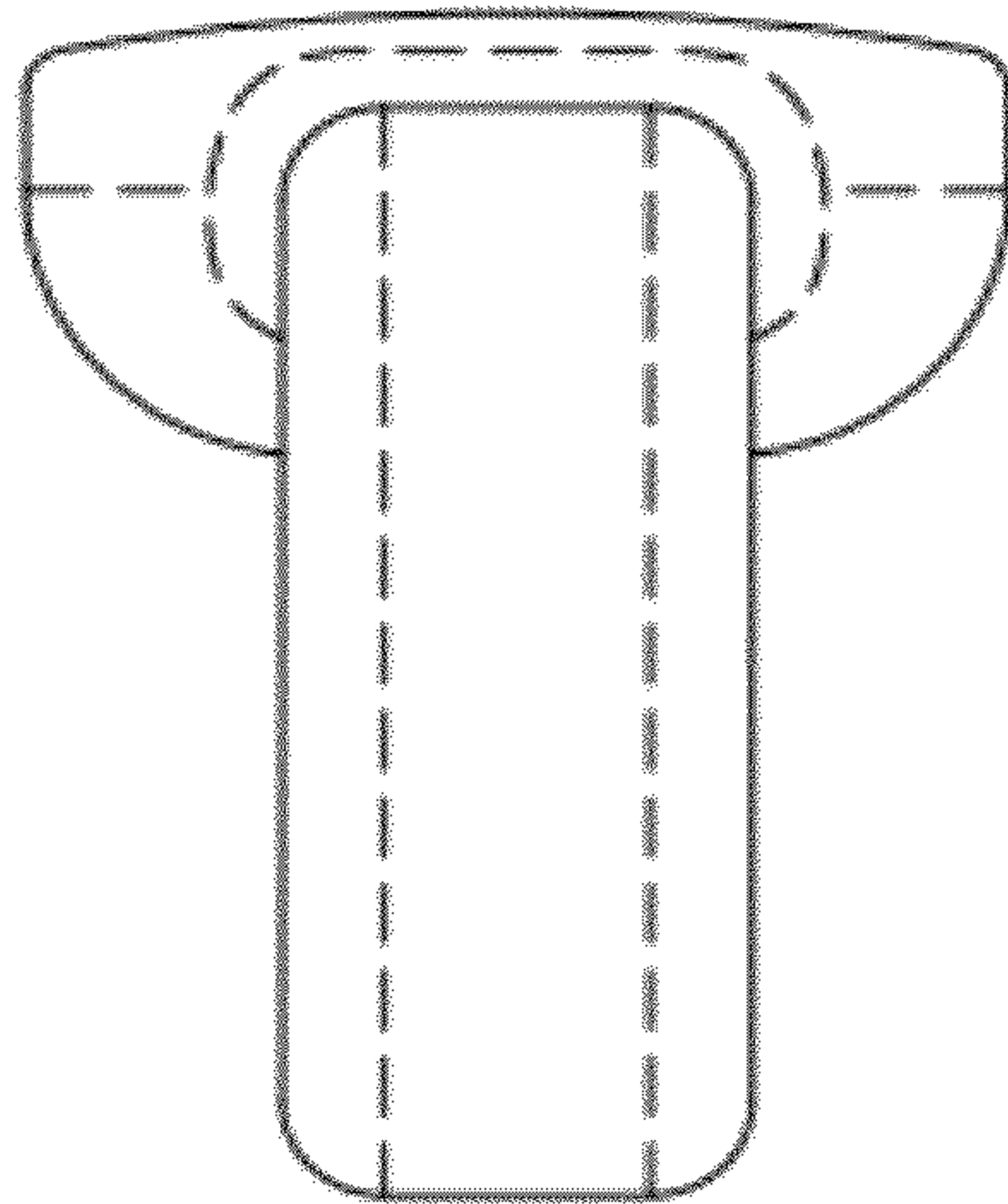


FIG. 5