



US00D672027S

(12) **United States Design Patent**
Williams et al.

(10) **Patent No.:** **US D672,027 S**
(45) **Date of Patent:** **** Dec. 4, 2012**

(54) **ILLUMINATED CEILING FAN BLADE**
(76) Inventors: **Keith K. Williams**, Sunrise, FL (US);
Desmond D. Bell, Sunrise, FL (US)
(**) Term: **14 Years**
(21) Appl. No.: **29/402,540**
(22) Filed: **Sep. 23, 2011**
(51) **LOC (9) Cl.** **23-04**
(52) **U.S. Cl.** **D23/413; D23/377; D26/59**
(58) **Field of Classification Search** D23/328,
D23/355, 370, 377, 385, 386, 411, 413; D26/59;
362/96, 555; 416/5, 170 R, 93 R, 210 R,
416/223 R, 243, 229 R; 428/18
See application file for complete search history.

6,893,138 B1 * 5/2005 Jones 362/96
D507,646 S * 7/2005 Young D23/413
D511,380 S * 11/2005 Marshall D23/413
D517,687 S * 3/2006 Frampton D23/413
D541,466 S 4/2007 Bucher et al.
7,201,489 B2 4/2007 Shyu
D571,910 S * 6/2008 Cartwright et al. D23/413
7,396,212 B1 * 7/2008 Parker et al. 416/243
8,221,077 B2 * 7/2012 Pelshak et al. 416/5
2006/0034696 A1 * 2/2006 Chen 416/229 R
2010/0034992 A1 * 2/2010 Kaluzny 428/18

* cited by examiner

Primary Examiner — Janice Seeger
Assistant Examiner — Martie K Holtje
(74) *Attorney, Agent, or Firm* — Montgomery Patent &
Design, LLC; Robert C. Montgomery; Joseph Yaksich

(57) **CLAIM**
The ornamental design for an illuminated ceiling fan blade, as
shown and described.

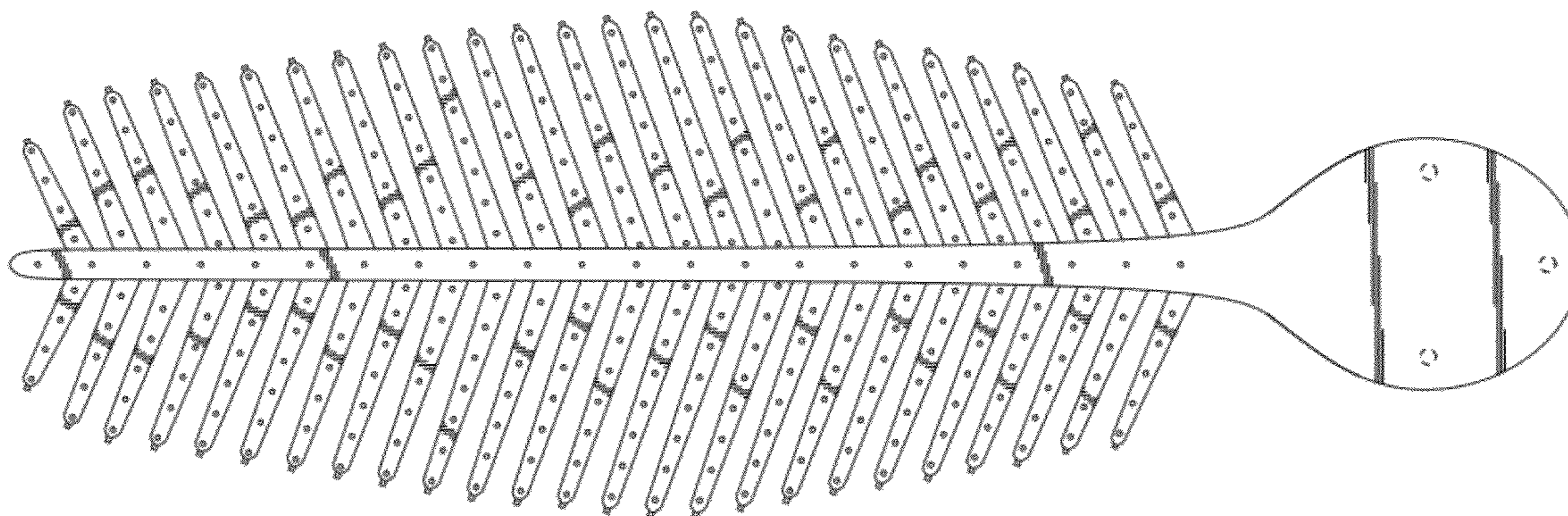
(56) **References Cited**

U.S. PATENT DOCUMENTS
5,028,206 A 7/1991 Kendregan et al.
5,082,422 A 1/1992 Wang
5,224,830 A * 7/1993 Wang 416/5
5,437,540 A 8/1995 Blocker et al.
6,036,331 A 3/2000 Acquisto
6,057,010 A * 5/2000 Ayers 428/18
6,193,384 B1 2/2001 Stein
6,213,617 B1 4/2001 Barker
6,461,032 B2 10/2002 McKinley
D502,770 S 3/2005 Hidalgo
6,890,155 B2 * 5/2005 Cartwright 416/229 R

DESCRIPTION

FIG. 1 is a top view of an illuminated ceiling fan blade,
showing our new design;
FIG. 2 is a bottom view thereof;
FIG. 3 is an enlarged front view thereof;
FIG. 4 is an enlarged rear view thereof; and,
FIG. 5 is a left side view thereof with a right side view being
a mirror image.

1 Claim, 4 Drawing Sheets



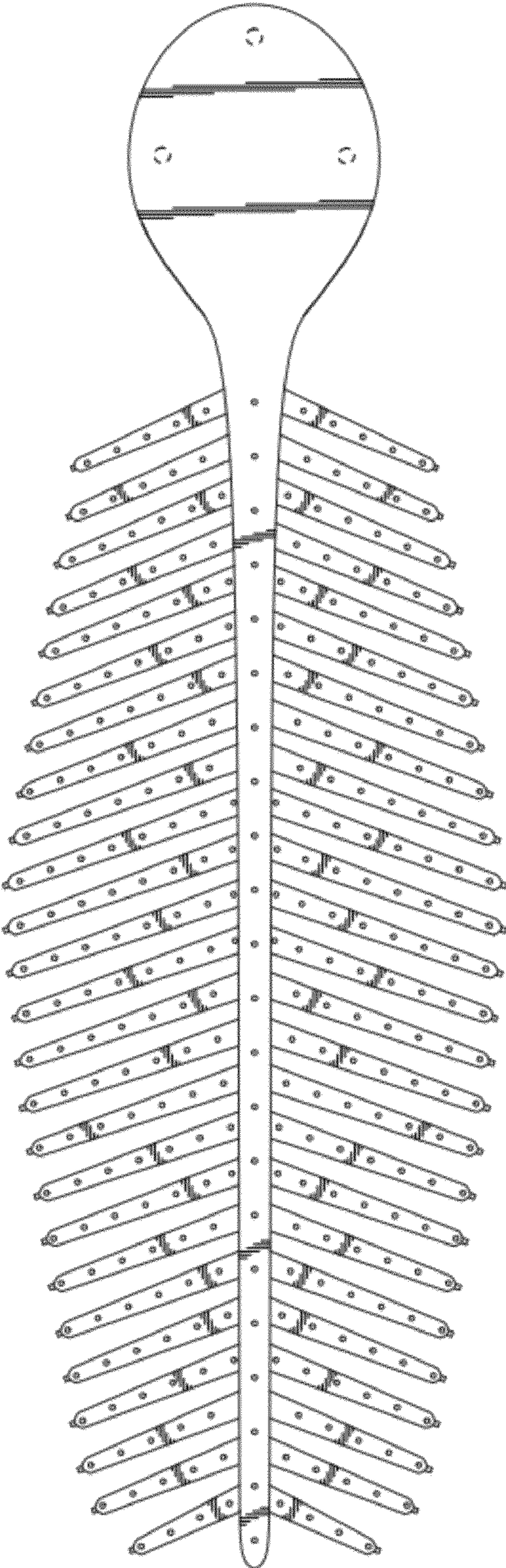


Fig. 1

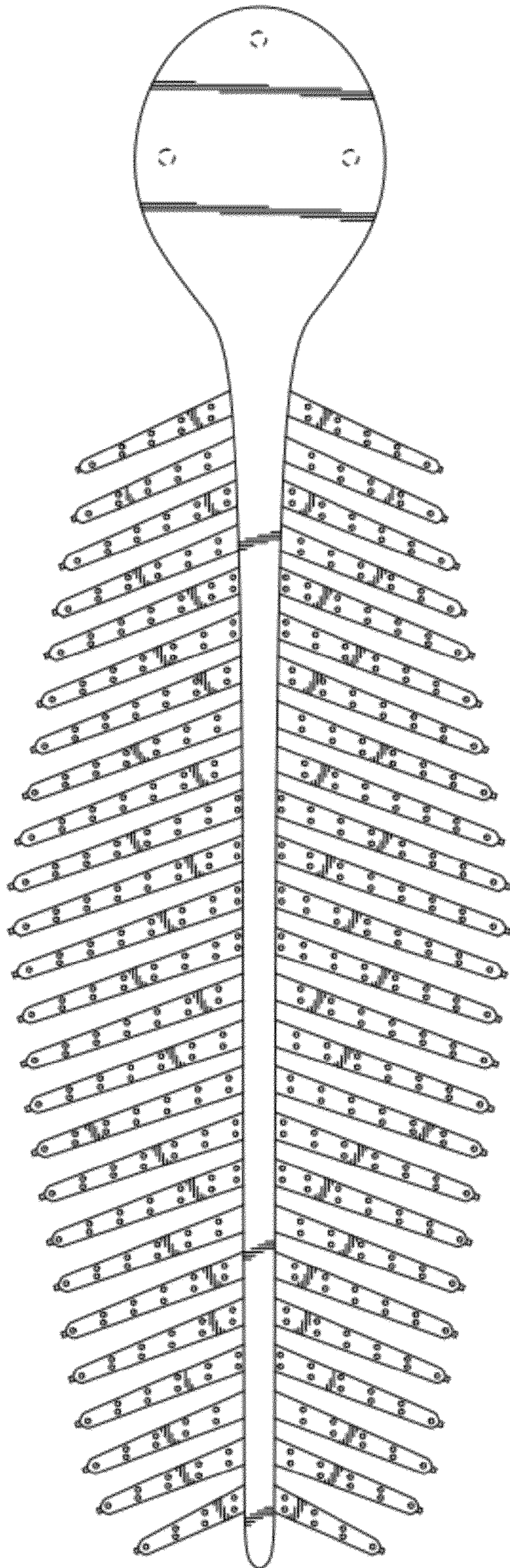


Fig. 2




Fig. 3



Fig. 4



Fig. 5