



US00D672016S

(12) **United States Design Patent**
Walker

(10) **Patent No.:** **US D672,016 S**

(45) **Date of Patent:** **** Dec. 4, 2012**

(54) **GUTTER CAP**

(75) Inventor: **Simon Walker**, Delta (CA)

(73) Assignee: **Peak Innovations Inc.**, Richmond (CA)

(**) Term: **14 Years**

(21) Appl. No.: **29/388,925**

(22) Filed: **Apr. 4, 2011**

(30) **Foreign Application Priority Data**

Oct. 7, 2010 (CA) 137494

(51) **LOC (9) Cl.** **23-01**

(52) **U.S. Cl.** **D23/267**

(58) **Field of Classification Search** D23/267;
D25/119; 52/12, 302.1, 302.3, 169.5, 11,
52/13; 248/48.1

See application file for complete search history.

(56) **References Cited**

U.S. PATENT DOCUMENTS

4,745,710	A *	5/1988	Davis	52/12
5,640,810	A *	6/1997	Pietersen	52/12
D404,804	S *	1/1999	Davis	D23/267
D410,530	S *	6/1999	Turner	D23/267
D470,926	S *	2/2003	Knight	D23/267
6,598,352	B2 *	7/2003	Higginbotham	52/12
6,944,992	B2 *	9/2005	Brochu	52/12
6,968,651	B2 *	11/2005	Bergeron	52/12
D523,538	S *	6/2006	Brochu	D23/267
7,143,549	B2	12/2006	Brochu	
D551,740	S *	9/2007	Riley	D23/267
D558,309	S *	12/2007	Gregg	D23/267
7,347,027	B2 *	3/2008	McDonald et al.	52/11
D565,706	S *	4/2008	Murray	D23/261
7,614,185	B2 *	11/2009	Brochu	52/11
7,650,720	B2 *	1/2010	Ealer, Sr.	52/12
D615,632	S *	5/2010	Wootton	D23/267
D623,279	S *	9/2010	Joly et al.	D23/267
D635,225	S *	3/2011	Collins	D23/267
7,908,797	B2 *	3/2011	Graves	52/12

D638,920	S *	5/2011	Ealer, Sr.	D23/267
8,099,908	B2 *	1/2012	Brochu	52/11
D657,850	S *	4/2012	Bailey	D23/267
8,191,315	B1 *	6/2012	Brochu	52/12
2002/0166290	A1 *	11/2002	Bergeron	52/12
2004/0187394	A1 *	9/2004	Brochu	52/12
2006/0201068	A1	9/2006	Shane	
2006/0283097	A1 *	12/2006	Gregg	52/12
2007/0234647	A1 *	10/2007	Higginbotham	52/12
2008/0010906	A1 *	1/2008	Brochu	52/12
2008/0127575	A1 *	6/2008	Ealer	52/12
2008/0163561	A1 *	7/2008	Lenney et al.	52/12
2008/0190040	A1 *	8/2008	Graves	52/12
2009/0013612	A1 *	1/2009	Brochu	52/12
2009/0019786	A1 *	1/2009	Bachman	52/12
2009/0108144	A1 *	4/2009	Brochu	248/48.1
2011/0099916	A1 *	5/2011	Minor et al.	52/11
2011/0138698	A1 *	6/2011	Neumann	52/12

FOREIGN PATENT DOCUMENTS

CA	2364602	6/2003
CA	2521542	2/2005
CA	108795	9/2007
CA	132338	5/2010

* cited by examiner

Primary Examiner — Eric Goodman

(74) *Attorney, Agent, or Firm* — Smiths IP

(57) **CLAIM**

The ornamental design for a gutter cap, as shown and described.

DESCRIPTION

FIG. 1 is a perspective view of a gutter cap showing my new design;

FIG. 2 is a top view thereof;

FIG. 3 is a front view thereof;

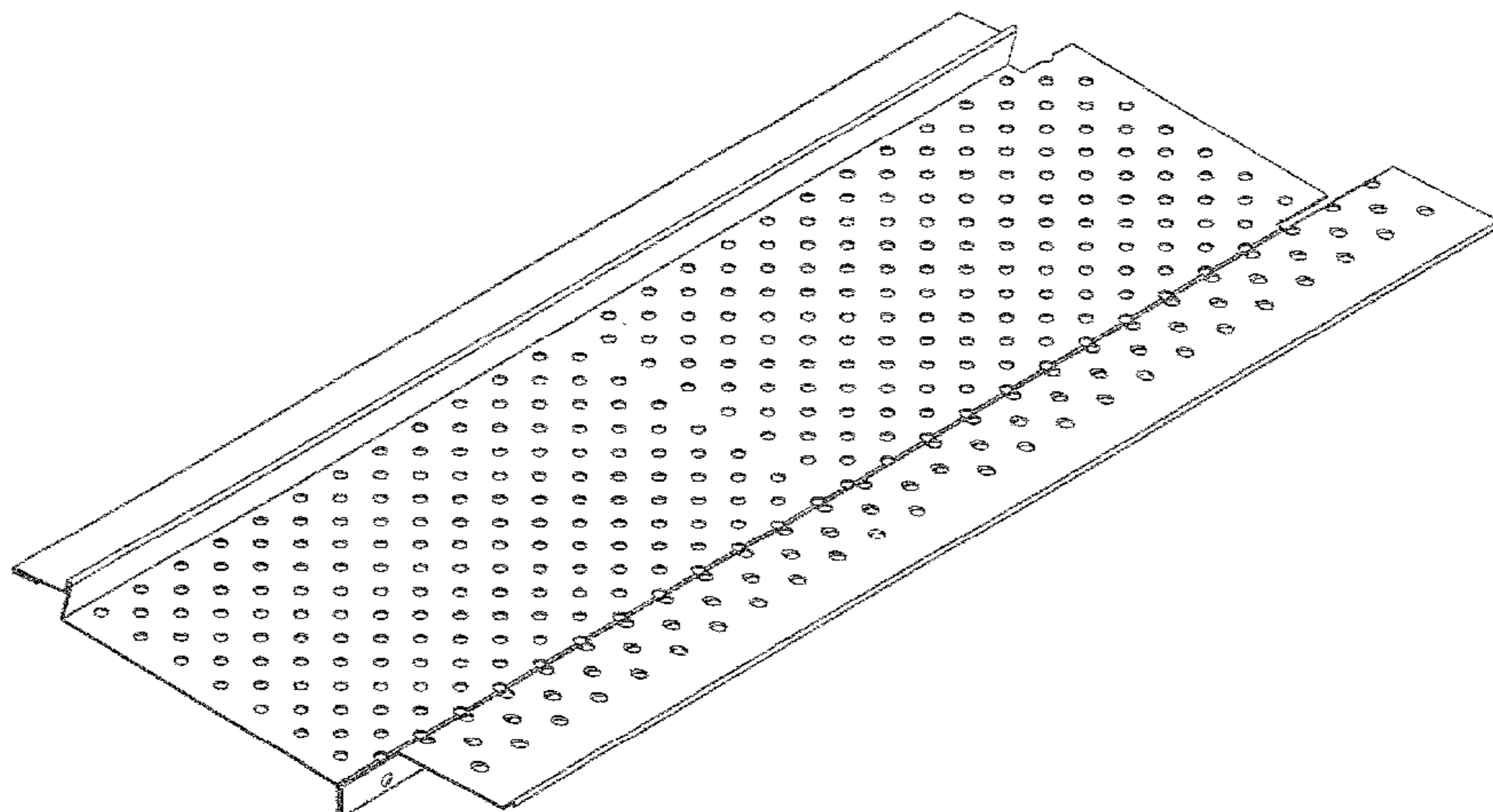
FIG. 4 is a rear side view thereof;

FIG. 5 is a bottom view thereof;

FIG. 6 is a left side view thereof; and,

FIG. 7 is a right side view thereof.

1 Claim, 7 Drawing Sheets



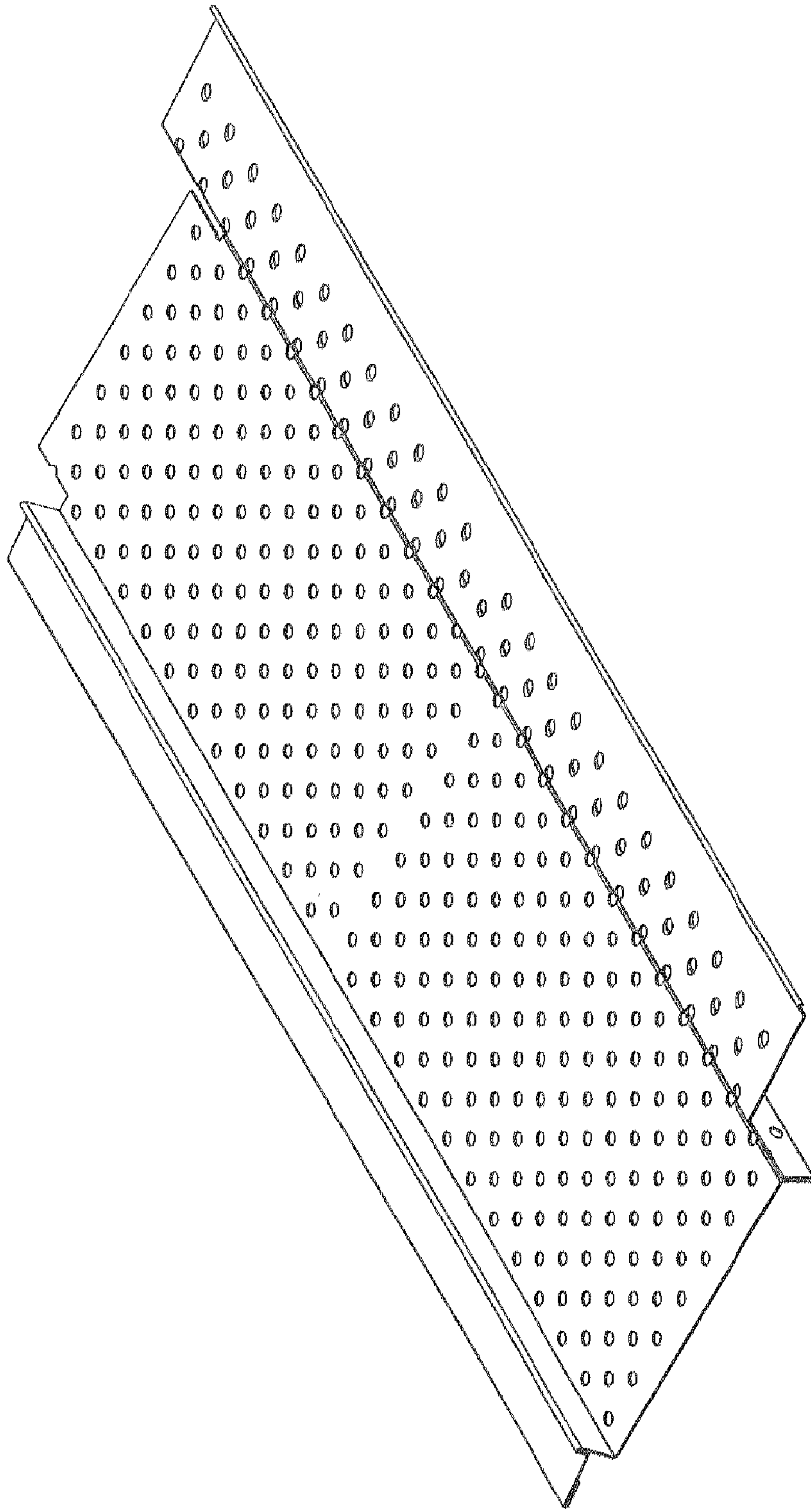


Figure 1

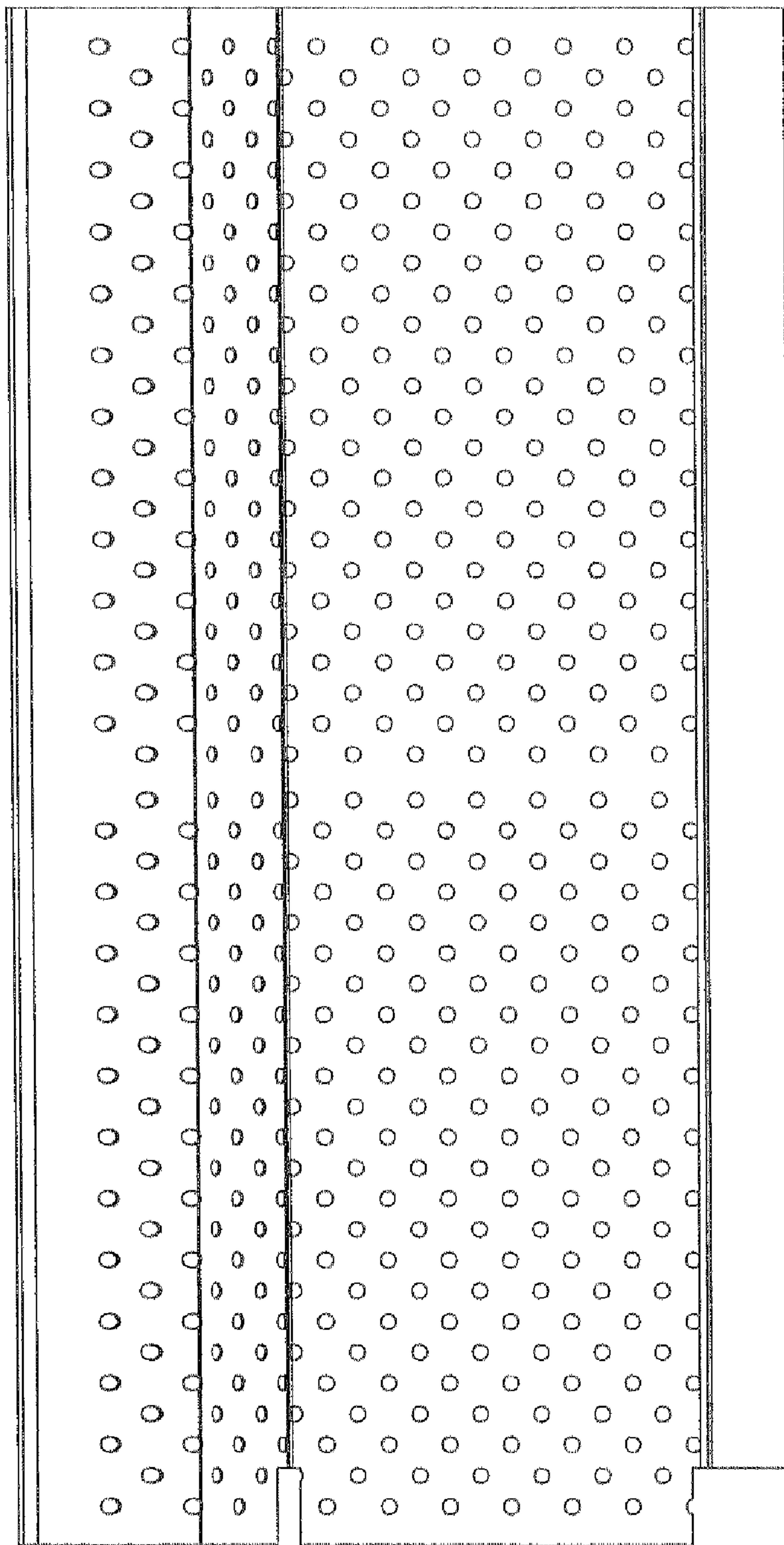


Figure 2

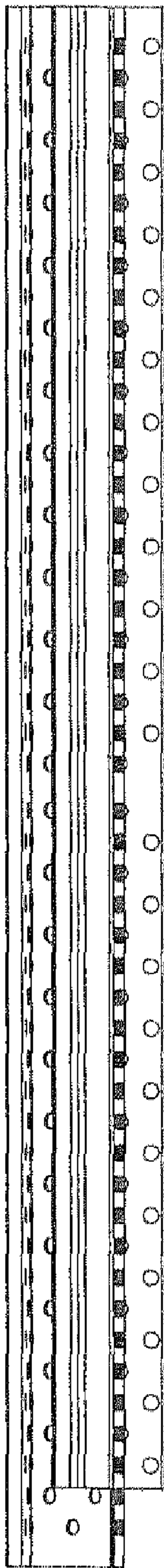


Figure 3

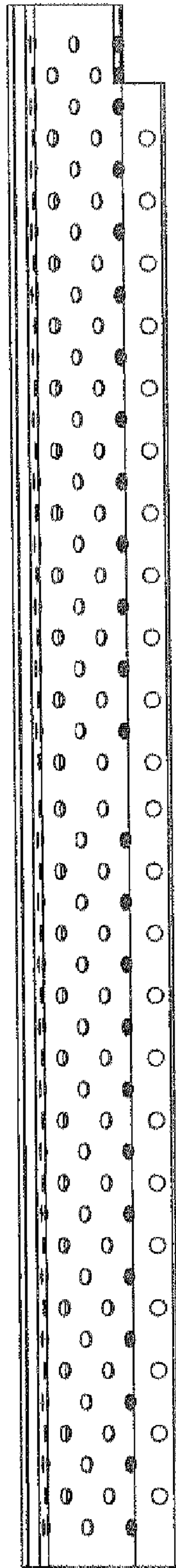


Figure 4

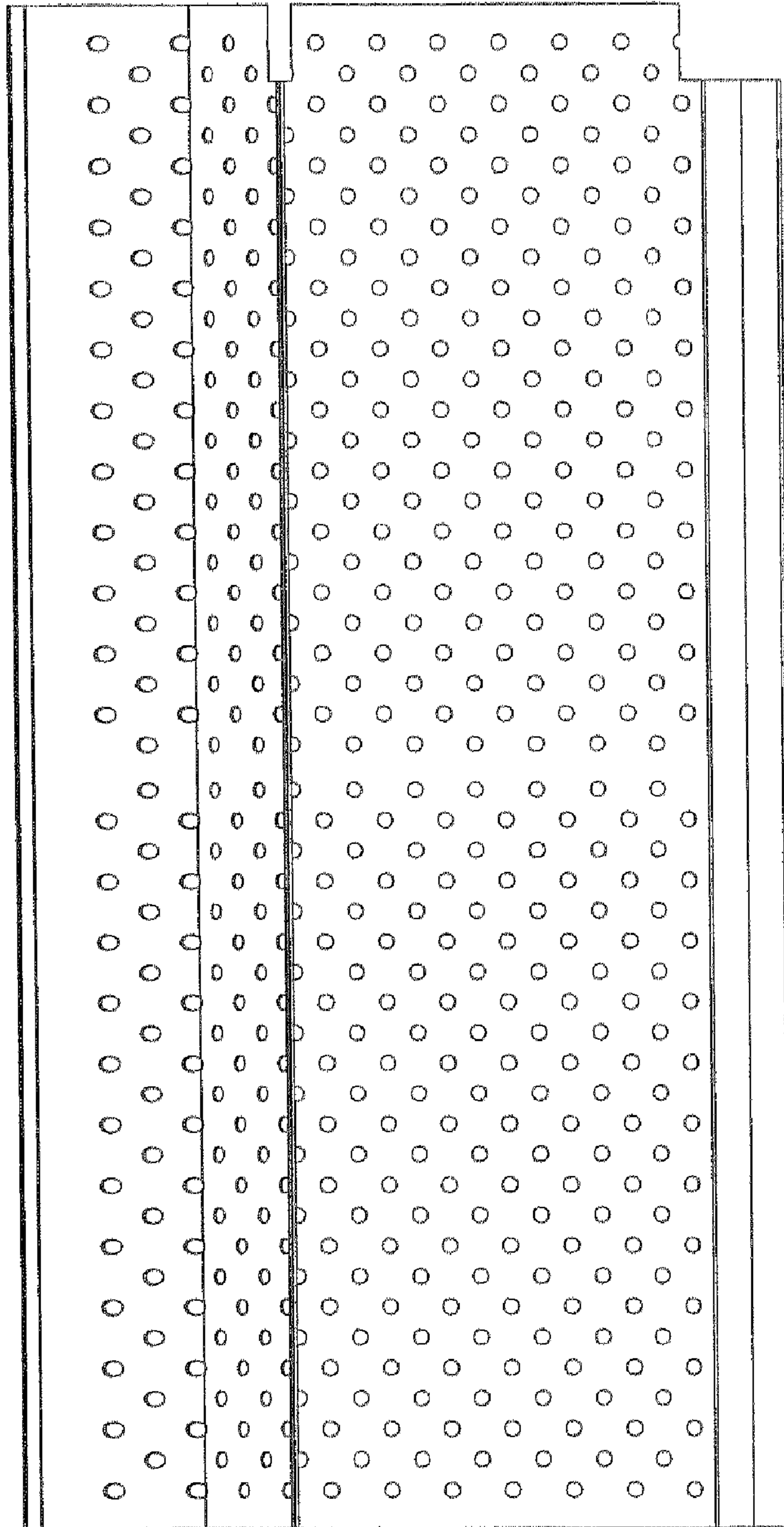


Figure 5




Figure 6




Figure 7