



US00D672008S

(12) **United States Design Patent**
Underwood

(10) **Patent No.:** **US D672,008 S**

(45) **Date of Patent:** **** Dec. 4, 2012**

(54) **HANDHELD DISPENSER FOR WATER TREATMENT UNIT**

(75) Inventor: **Lee Underwood**, Hazlemere (GB)

(73) Assignee: **VWS (UK) Limited**, Marlow, Bucks (GB)

(**) Term: **14 Years**

(21) Appl. No.: **29/349,503**

(22) Filed: **Apr. 9, 2010**

(51) **LOC (9) Cl.** **23-01**

(52) **U.S. Cl.** **D23/207; D14/218**

(58) **Field of Classification Search** D14/218;
D23/200, 207, 209, 210, 233-237, 244-249,
D23/259-269, 310; 210/190, 241, 435
See application file for complete search history.

(56) **References Cited**

U.S. PATENT DOCUMENTS

D351,893 S	10/1994	Whitesel	
6,129,841 A	10/2000	Dann	
D438,591 S *	3/2001	Froeber	D23/207
D454,614 S	3/2002	Marston	
D482,114 S *	11/2003	Hsuen	D23/411
D482,776 S *	11/2003	Hsuen	D23/411
D519,988 S *	5/2006	Tanaka	D14/218
D522,894 S *	6/2006	Stowers et al.	D10/86

D533,866 S *	12/2006	Morisawa	D14/218
D568,438 S *	5/2008	Berducat et al.	D23/207
D575,844 S	8/2008	Park et al.	
D580,515 S	11/2008	Wrobel et al.	
D616,065 S	5/2010	Gundersen et al.	
D644,711 S *	9/2011	Kassir et al.	D23/207
D647,171 S *	10/2011	Underwood	D23/207
D647,172 S *	10/2011	Underwood	D23/207
2011/0192790 A1 *	8/2011	Underwood	210/541

* cited by examiner

Primary Examiner — Garth Rademaker

(74) *Attorney, Agent, or Firm* — Drinker Biddle & Reath LLP

(57) **CLAIM**

The ornamental design for a handheld dispenser for water treatment unit, as shown and described.

DESCRIPTION

FIG. 1 is perspective view of a handheld dispenser for a water treatment unit, according to my new design.

FIG. 2 is a front view thereof.

FIG. 3 is a rear view thereof.

FIG. 4 is a left side view thereof; the right side view being a mirror image.

FIG. 5 is a top view thereof; and,

FIG. 6 is a bottom view thereof.

The portions of the drawings appearing in broken lines are for environment only and do not form a part of the claimed design.

1 Claim, 6 Drawing Sheets

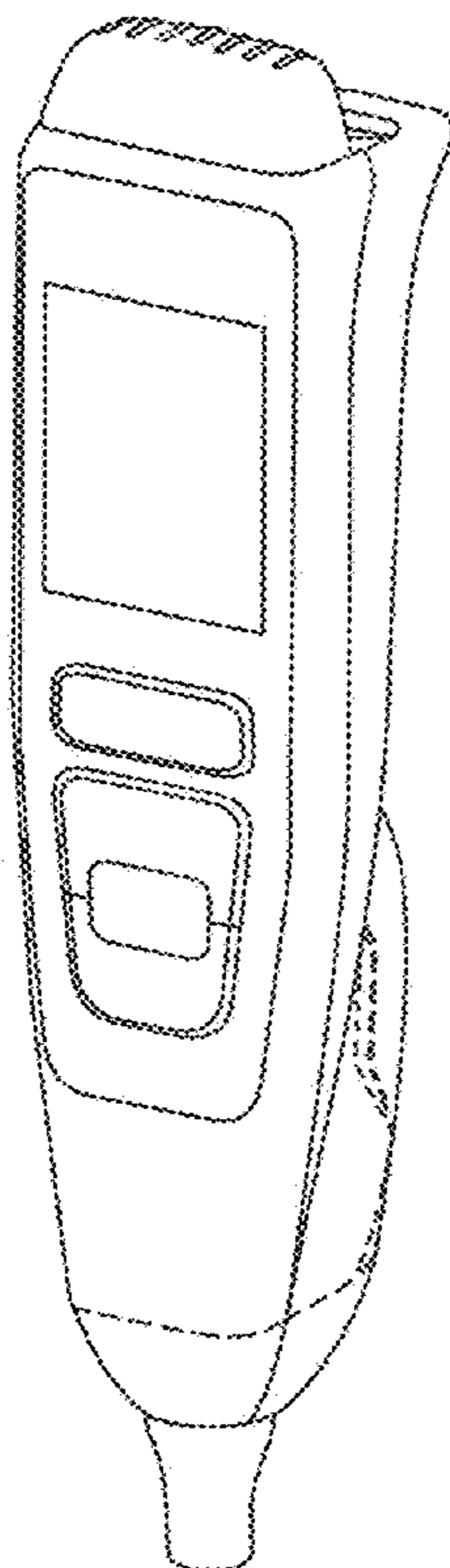


FIG. 1

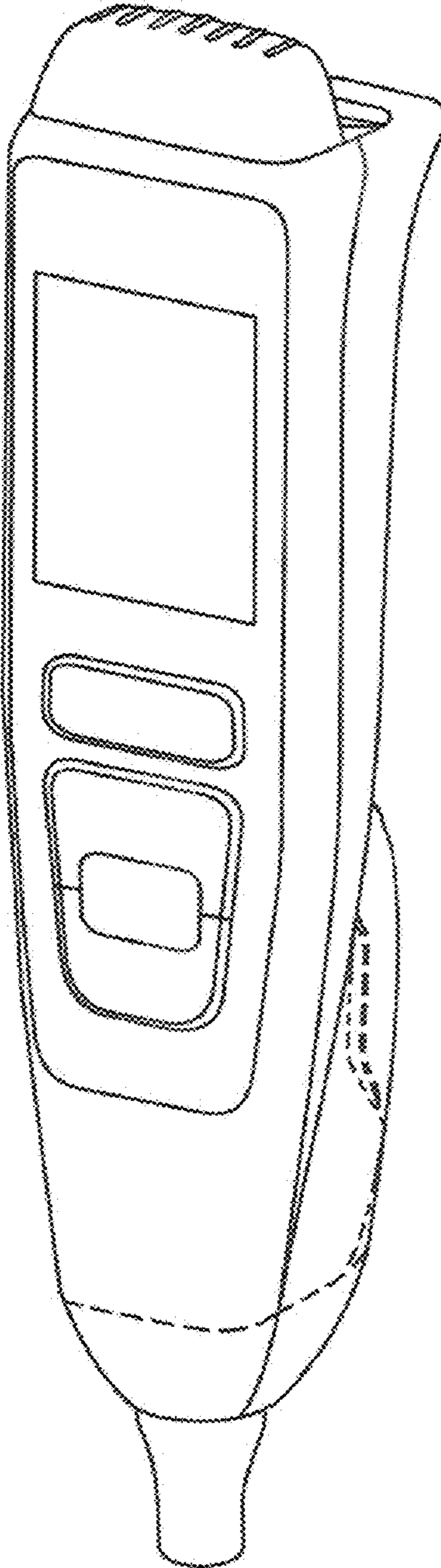


FIG. 2

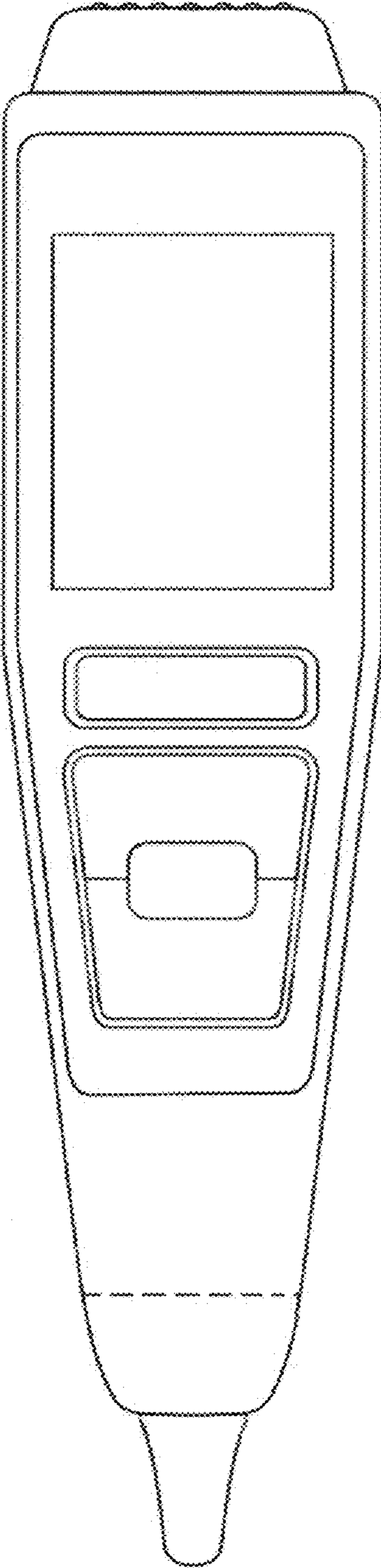


FIG. 3

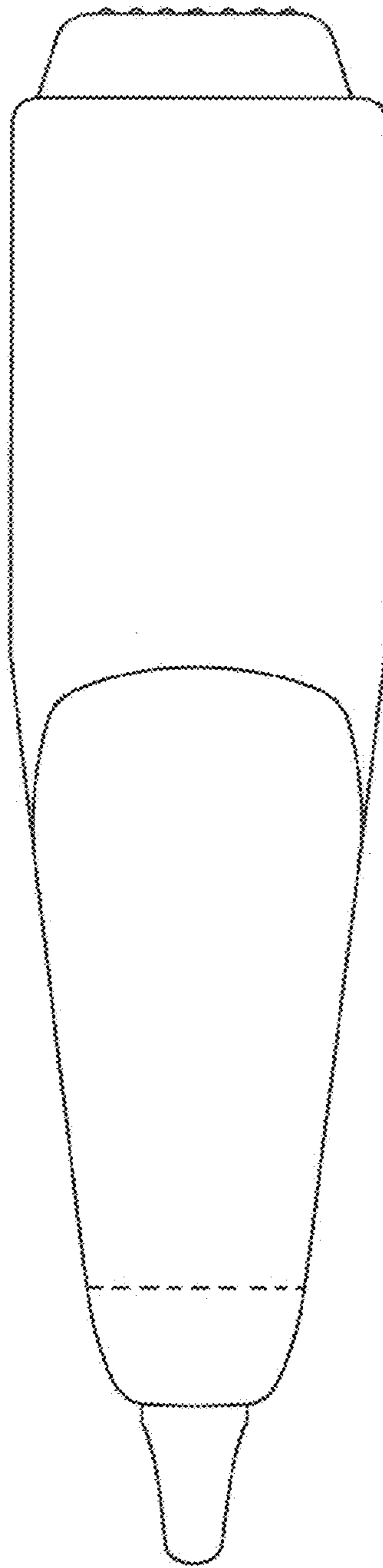
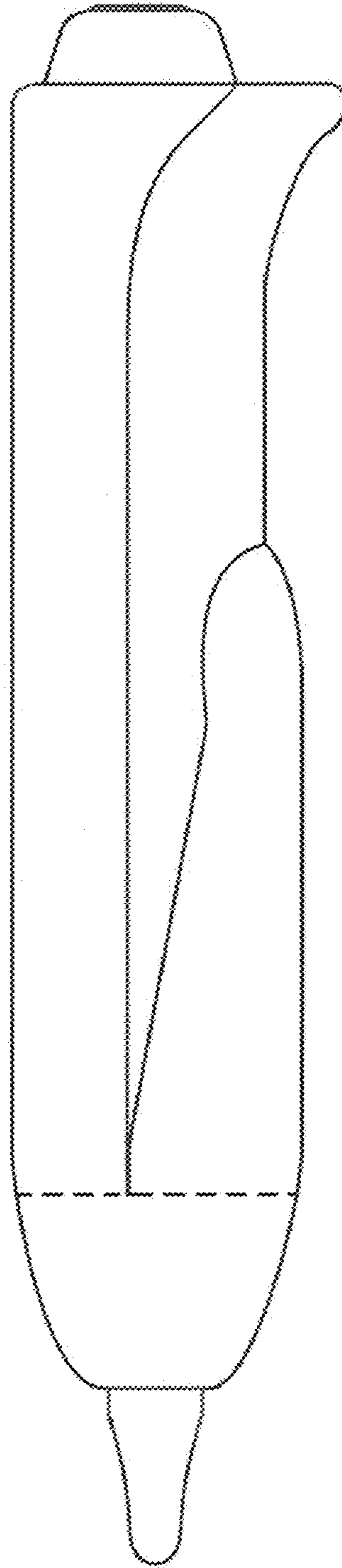


FIG. 4






FIG. 5

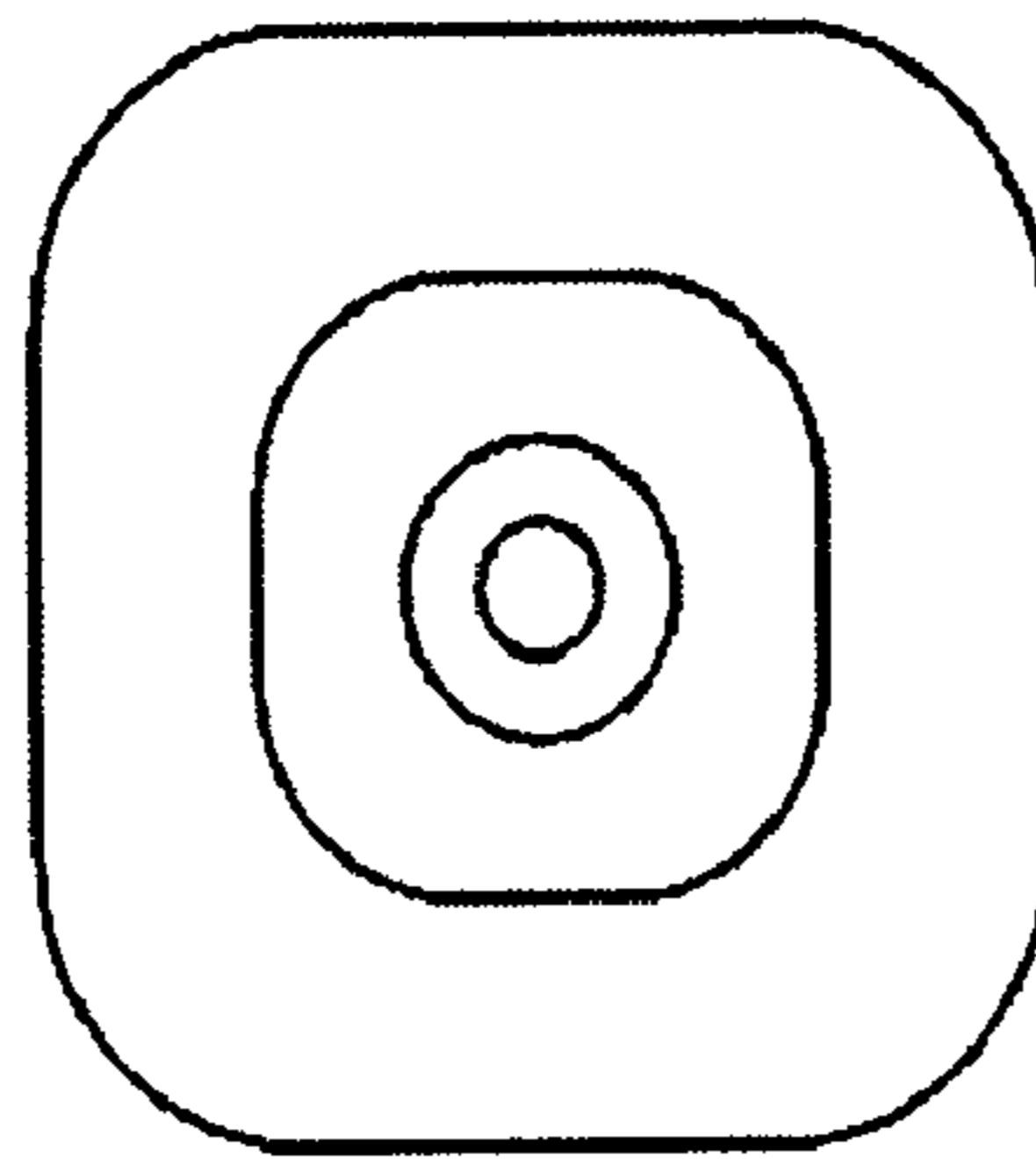


FIG. 6