

US00D671981S

(12) **United States Design Patent**
Sallard

(10) **Patent No.:** **US D671,981 S**

(45) **Date of Patent:** **** Dec. 4, 2012**

(54) **SPECTACLE**

(75) Inventor: **Emmanuelle Sallard**, Paris (FR)

(73) Assignee: **Cartier Creation Studio SA**, Geneva (CH)

(**) Term: **14 Years**

(21) Appl. No.: **29/416,461**

(22) Filed: **Mar. 22, 2012**

(30) **Foreign Application Priority Data**

Sep. 23, 2011 (WO) DM/077 316

(51) **LOC (9) Cl.** **16-06**

(52) **U.S. Cl.** **D16/326**

(58) **Field of Classification Search** D16/101,
D16/300-342; D29/109-110; D24/110.2;
351/41, 44, 51-52, 62, 158, 92, 103-123,
351/140, 153, 45-46; 2/426-432, 447-449,
2/441, 434-437, 13, 15; D21/483, 659-661
See application file for complete search history.

(56) **References Cited**

U.S. PATENT DOCUMENTS

D44,094 S * 5/1913 Frasard D10/128
D142,935 S * 11/1945 Barrett D16/342

D258,602 S * 3/1981 Holstine D21/618
D601,612 S * 10/2009 Marchand D16/308
D634,775 S * 3/2011 Cornell D16/342
D658,703 S * 5/2012 Sallard D16/315

* cited by examiner

Primary Examiner — Raphael Barkai

(74) *Attorney, Agent, or Firm* — Clifford W. Browning;
Krieg DeVault LLP

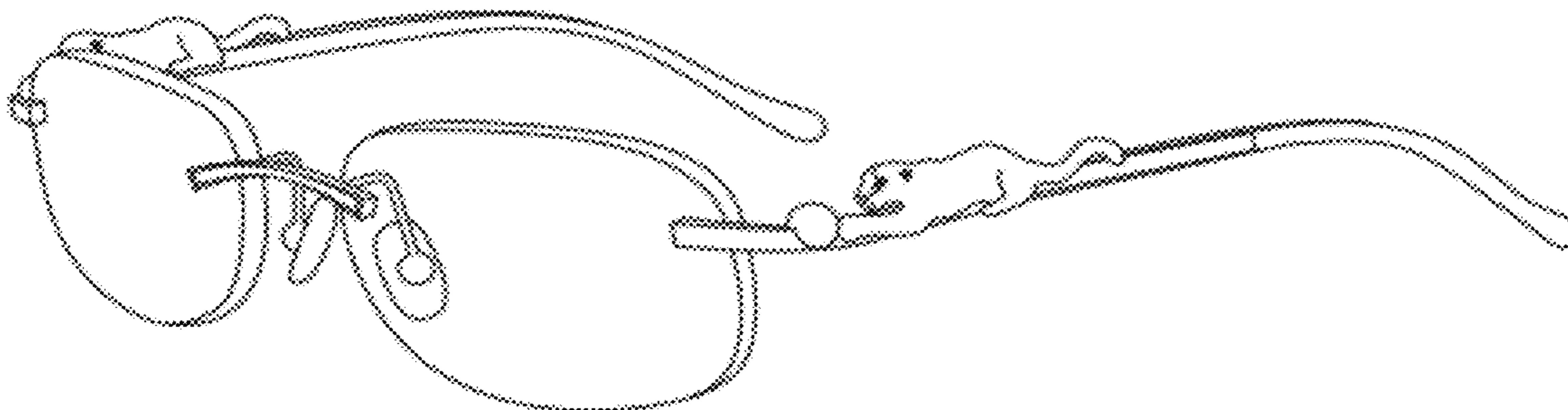
(57) **CLAIM**

The ornamental design for a spectacle, as shown and described.

DESCRIPTION

FIG. 1 is a top view of the spectacle of the present invention. FIG. 2 is a bottom view of the spectacle of FIG. 1. FIG. 3 is a front elevational view of the spectacle of FIG. 1. FIG. 4 is a rear elevational view of the spectacle of FIG. 1. FIG. 5 is a left side elevational view of the spectacle of FIG. 1. FIG. 6 is a right side elevational view of the spectacle of FIG. 1; and, FIG. 7 is a top left side perspective view of the spectacle of FIG. 1.

1 Claim, 2 Drawing Sheets






FIG. 1




FIG. 2

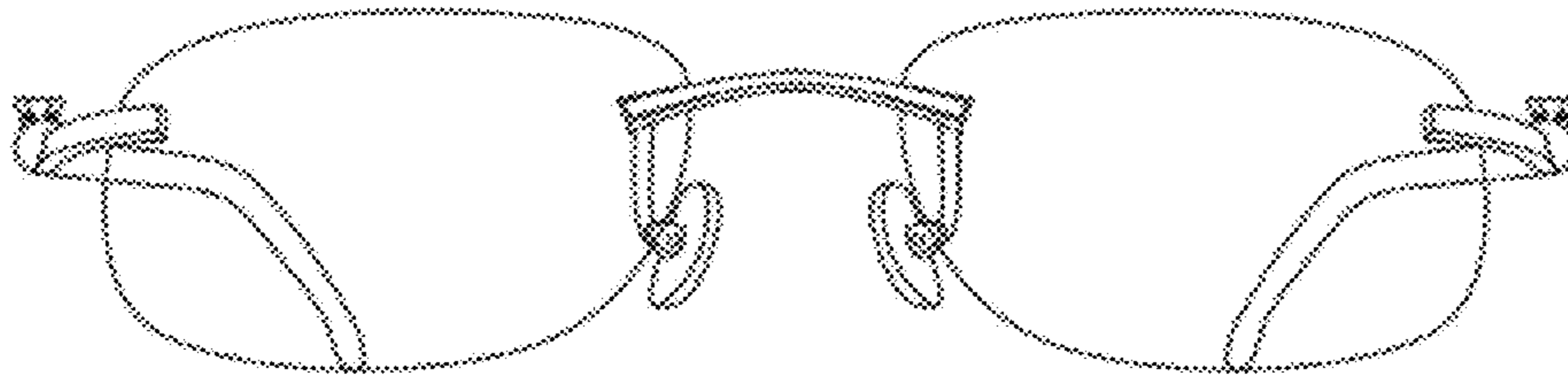


FIG. 3

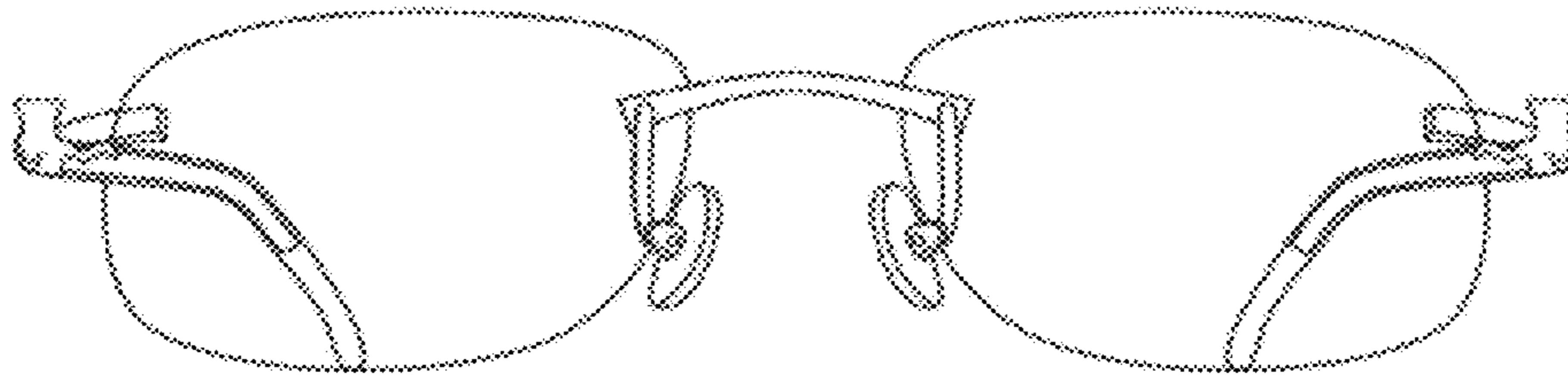


FIG. 4




FIG. 5




FIG. 6




FIG. 7