



US00D671980S

(12) **United States Design Patent**  
**Sallard**

(10) **Patent No.:** **US D671,980 S**

(45) **Date of Patent:** **\*\* Dec. 4, 2012**

(54) **SPECTACLE**

(75) Inventor: **Emmanuelle Sallard**, Paris (FR)

(73) Assignee: **Cartier Creation Studio SA**, Geneva (CH)

(\*\*) Term: **14 Years**

(21) Appl. No.: **29/416,455**

(22) Filed: **Mar. 22, 2012**

(30) **Foreign Application Priority Data**

Sep. 23, 2011 (WO) ..... DM/077 316

(51) **LOC (9) Cl.** ..... **16-06**

(52) **U.S. Cl.** ..... **D16/323; D16/326**

(58) **Field of Classification Search** ..... D16/101,  
D16/300-342; D29/109-110; D24/110.2;  
351/41, 44, 51-52, 62, 158, 92, 103-123,  
351/140, 153, 45-46; 2/426-432, 447-449,  
2/441, 434-437, 13, 15; D21/483, 659-661  
See application file for complete search history.

(56) **References Cited**

**U.S. PATENT DOCUMENTS**

D285,089 S \* 8/1986 Haas ..... D16/324  
D362,260 S \* 9/1995 Lin ..... D16/329

D551,693 S \* 9/2007 Fuchs ..... D16/321  
D552,667 S \* 10/2007 Smith ..... D16/342  
D553,368 S \* 10/2007 Yee et al. .... D6/327  
D577,759 S \* 9/2008 Yee ..... D16/326  
D581,450 S \* 11/2008 Moritz ..... D16/326  
D586,381 S \* 2/2009 Yee ..... D16/326  
D615,581 S \* 5/2010 Yee ..... D16/326  
D616,016 S \* 5/2010 Markovitz et al. .... D16/326  
D645,074 S \* 9/2011 Markovitz et al. .... D16/326

\* cited by examiner

*Primary Examiner* — Raphael Barkai

(74) *Attorney, Agent, or Firm* — Clifford W. Browning;  
Krieg DeVault LLP


(57) **CLAIM**

The ornamental design for a spectacle, as shown and described.

**DESCRIPTION**

FIG. 1 is a top view of the spectacle of the present invention. FIG. 2 is a bottom view of the spectacle of FIG. 1. FIG. 3 is a front elevational view of the spectacle of FIG. 1. FIG. 4 is a rear elevational view of the spectacle of FIG. 1. FIG. 5 is a right side elevational view of the spectacle of FIG. 1. FIG. 6 is a left side elevational view of the spectacle of FIG. 1; and, FIG. 7 is a top left side perspective view of the spectacle of FIG. 1.

**1 Claim, 2 Drawing Sheets**






FIG. 1




FIG. 2

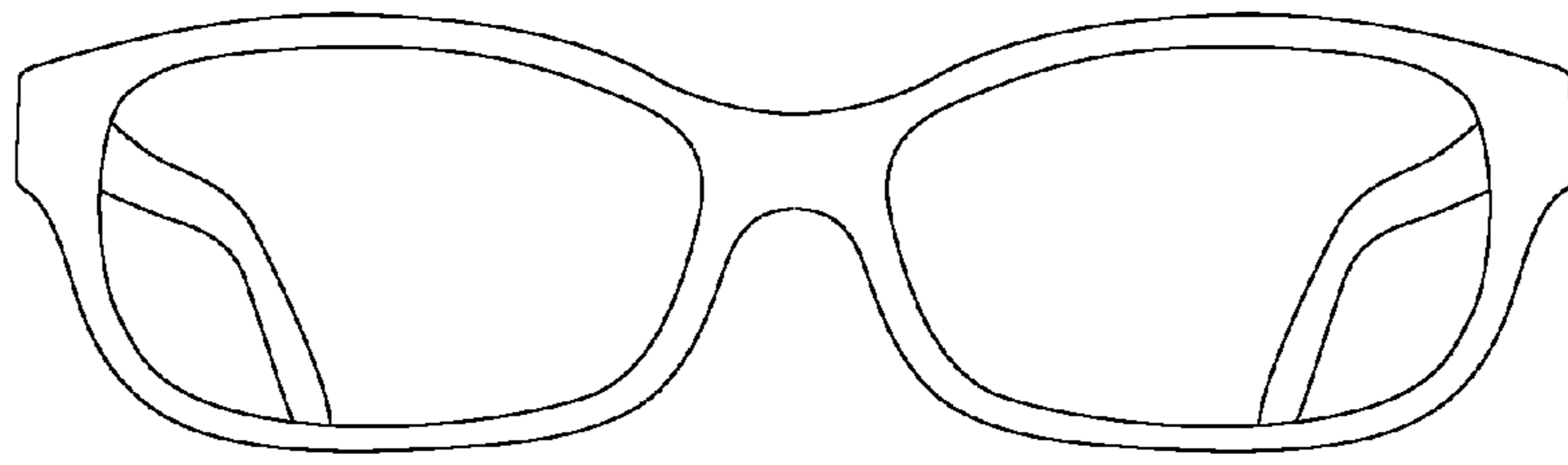


FIG. 3




FIG. 4

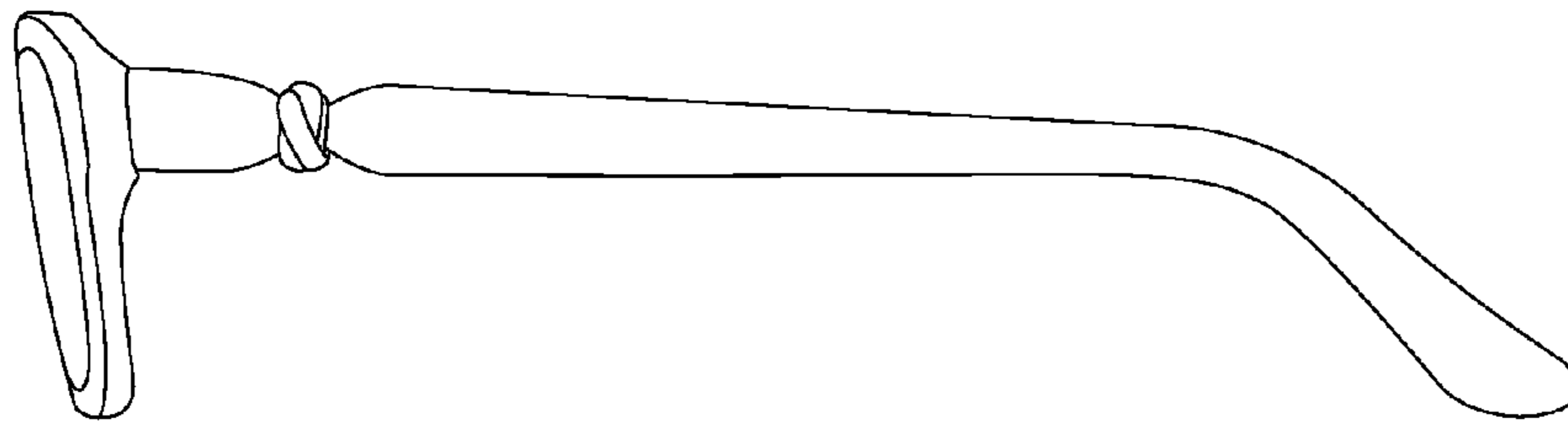


FIG. 5

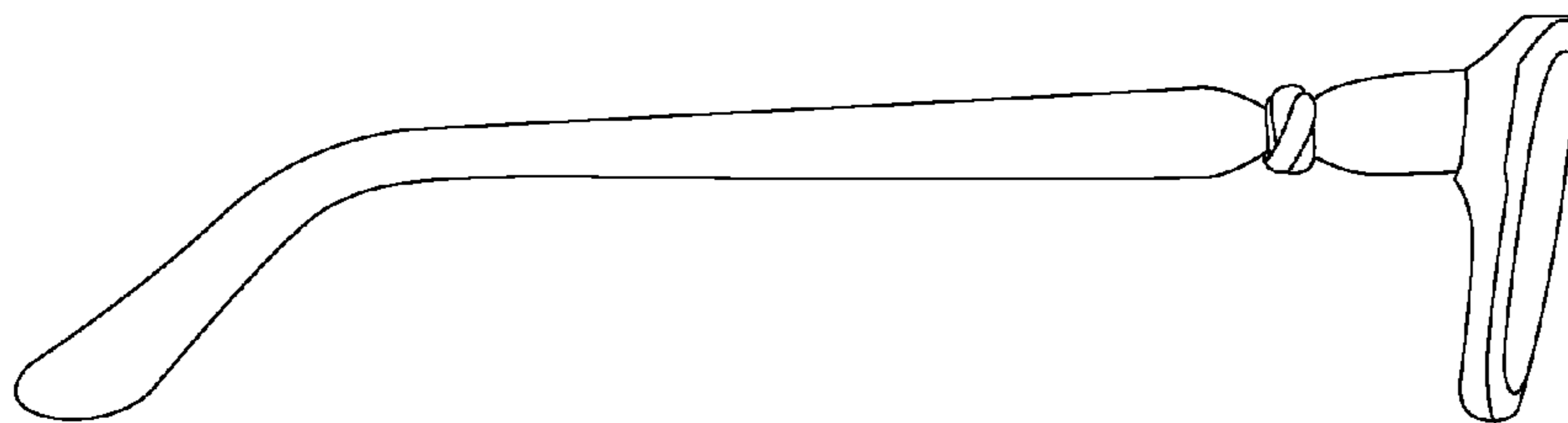


FIG. 6

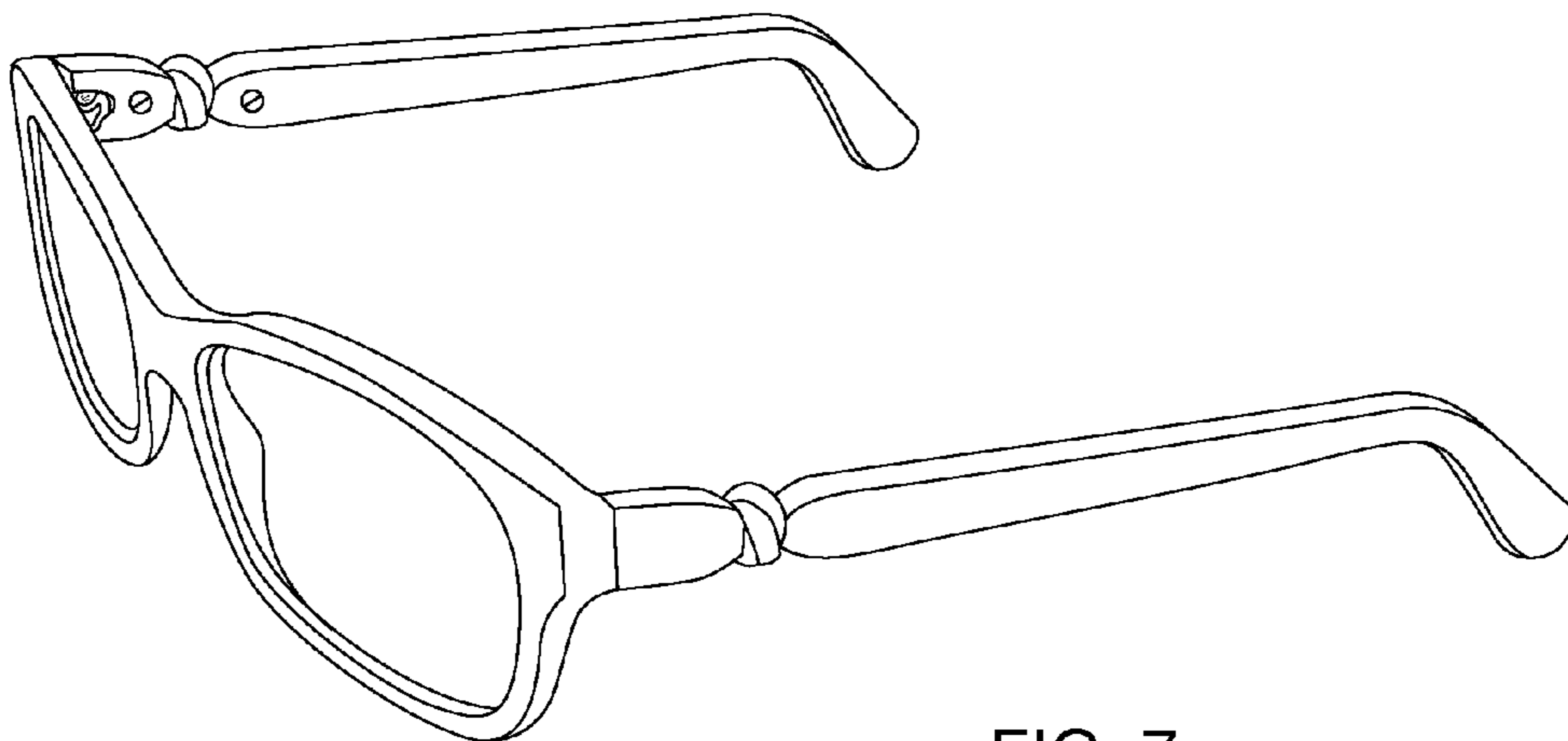


FIG. 7