



US00D671954S

(12) **United States Design Patent**
Wojcik et al.

(10) **Patent No.:** **US D671,954 S**
(45) **Date of Patent:** **** Dec. 4, 2012**

(54) **DISPLAY SCREEN WITH GRAPHICAL USER INTERFACE**

715/780, 809, 961, 963, 969, 977; 402/73, 79

See application file for complete search history.

(75) Inventors: **Jason Wojcik**, Weston, FL (US); **Danielle Landeck**, Delray Beach, FL (US); **Daniel Odermatt**, Fort Lauderdale, FL (US); **Chunyan Wu**, Parkland, FL (US); **Renen Bassik**, Miami, FL (US); **Douglas Padgett**, Harrison, NY (US); **Robert Trousdale**, Rochester, MN (US); **Lawrence Dorr**, La Canada, CA (US); **Amar Ranawat**, New York, NY (US); **Richard Jones**, Dallas, TX (US); **Mark Pagnano**, Fort Lauderdale, FL (US)

(56) **References Cited**

U.S. PATENT DOCUMENTS

6,792,071	B2 *	9/2004	Dewaele	378/62
D533,875	S *	12/2006	Miles et al.	D14/495
7,362,334	B2 *	4/2008	Daignault, Jr.	345/581
D589,523	S *	3/2009	Orellana et al.	D14/486
D589,524	S *	3/2009	Orellana et al.	D14/486
D614,634	S *	4/2010	Nilsen	D14/486
8,090,166	B2 *	1/2012	Rappaport et al.	382/128
2004/0268258	A1 *	12/2004	Lee et al.	715/708
2005/0273363	A1 *	12/2005	Lipscher et al.	705/2
2007/0174769	A1 *	7/2007	Nycz	715/700
2008/0098333	A1 *	4/2008	Champion et al.	715/849

* cited by examiner

Primary Examiner — Kevin Rudzinski

(74) *Attorney, Agent, or Firm* — Foley & Lardner LLP

(57) **CLAIM**

The ornamental design for a display screen with graphical user interface, as shown and described.

DESCRIPTION

FIG. 1 is a front view of a display screen with graphical user interface according to our new design;

FIG. 2 is a front view of a display screen with graphical user interface with a pop-up box according to our new design; and, FIG. 3 is a front view of a display screen with graphical user interface with a drop-down menu according to our new design.

The ornamental design which is claimed is shown in solid lines in the drawings. The broken lines showing the outer border of the display screen and the interior environmental features in the drawings form no part of the claimed design.

1 Claim, 3 Drawing Sheets

(73) Assignee: **Mako Surgical Corp.**, Ft. Lauderdale, FL (US)

(**) Term: **14 Years**

(21) Appl. No.: **29/371,469**

(22) Filed: **Mar. 10, 2011**

(51) **LOC (9) Cl.** **14-04**

(52) **U.S. Cl.** **D14/486**

(58) **Field of Classification Search** D14/485, D14/486, 493, 492, 487, 488, 489, 490, 491, D14/494, 495; D20/23, 24, 25, 36, 37, 38; D19/27, 65, 34, 6, 31, 26, 32, 33; 725/87, 725/37, 38; 705/2; 715/781, 838, 732, 733, 715/753, 844, 863, 810, 848, 700, 854, 839, 715/840, 841, 842, 843, 845, 846, 847, 738, 715/734, 735, 736, 737, 782, 783, 765, 200, 715/201, 202, 210, 243, 716, 717, 718, 719, 715/720, 721, 722, 723, 726, 728, 729, 730, 715/731, 739, 761, 762, 763, 764, 773, 779,

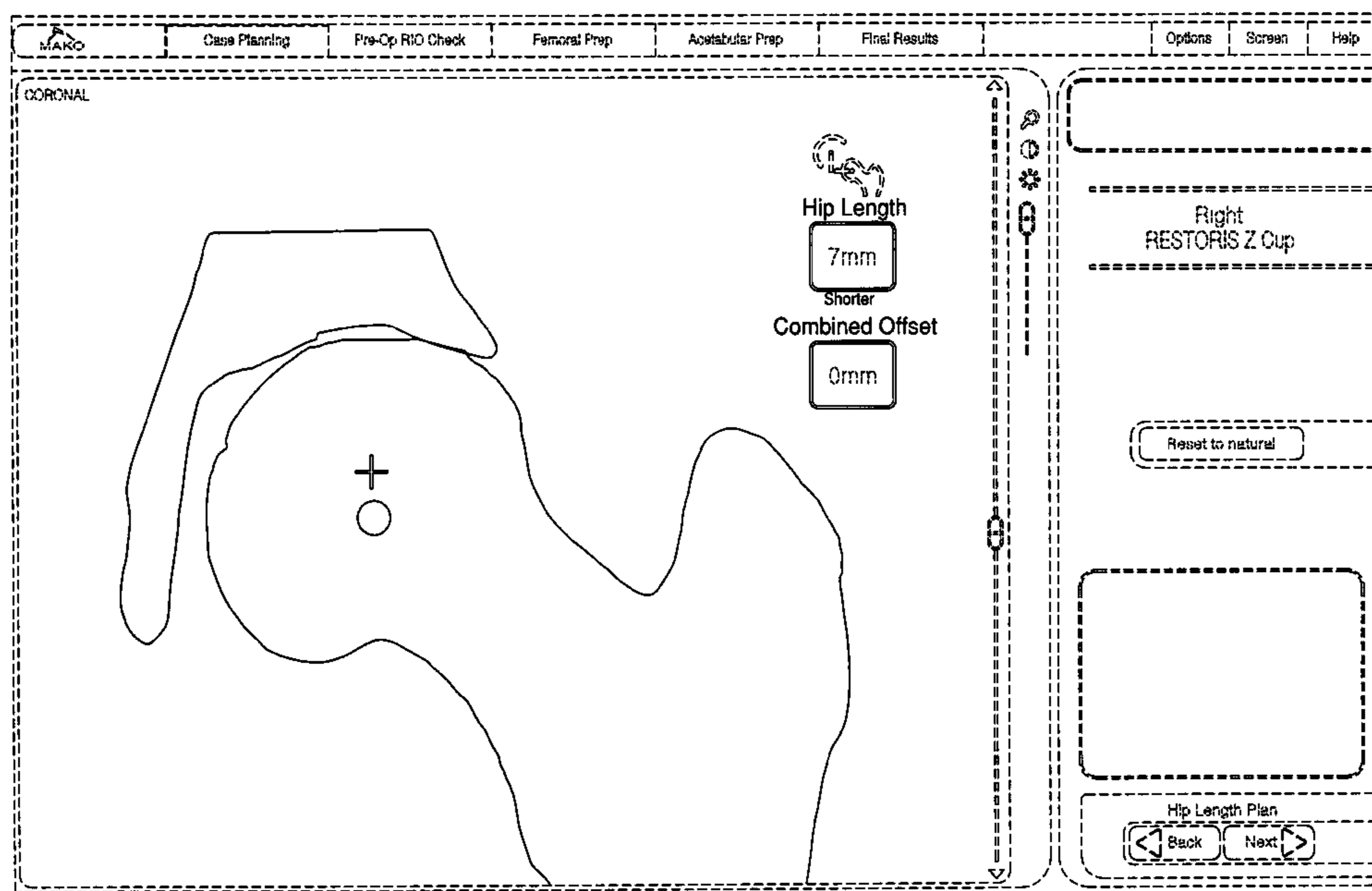


Fig. 1

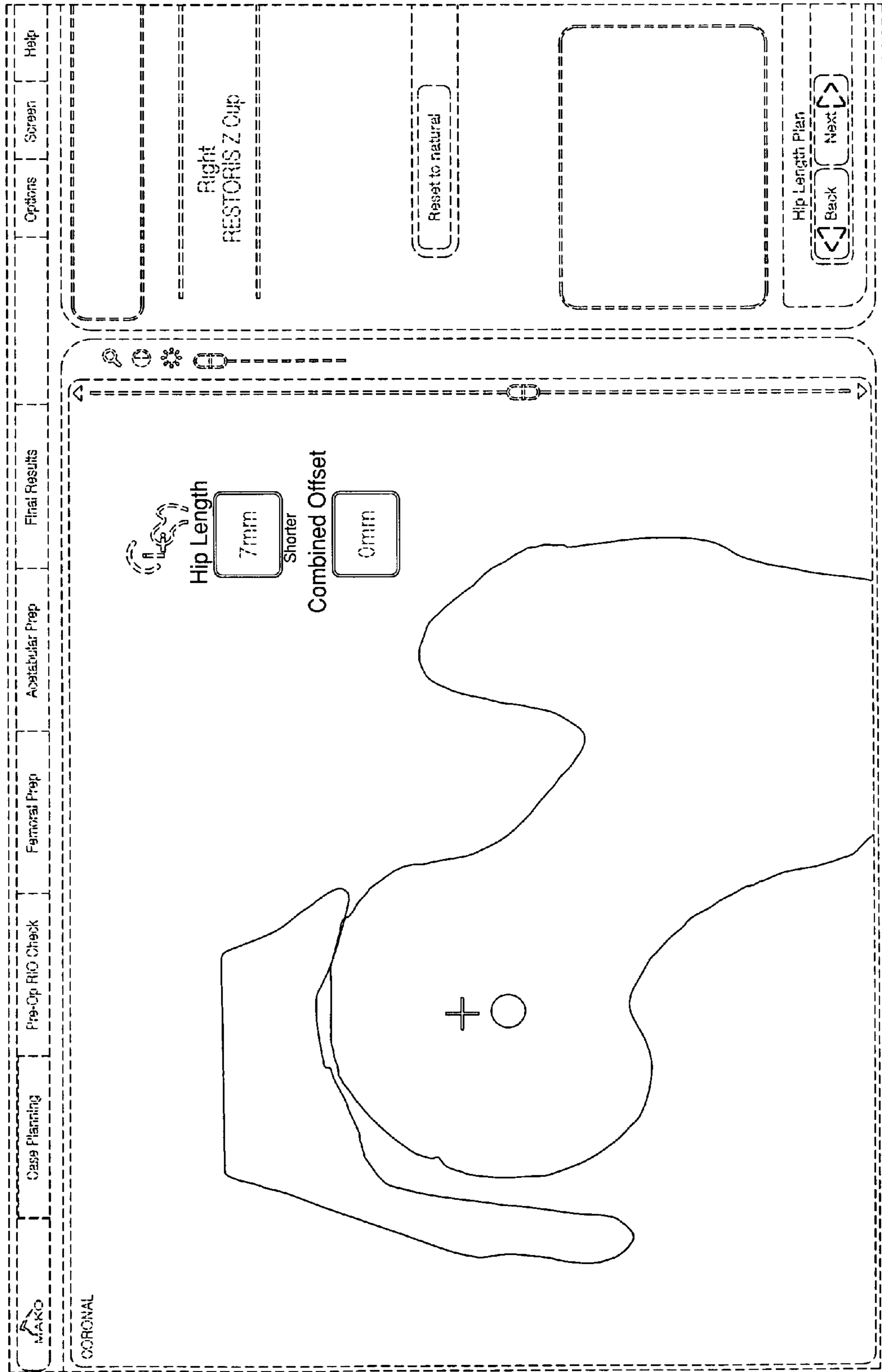


Fig. 2

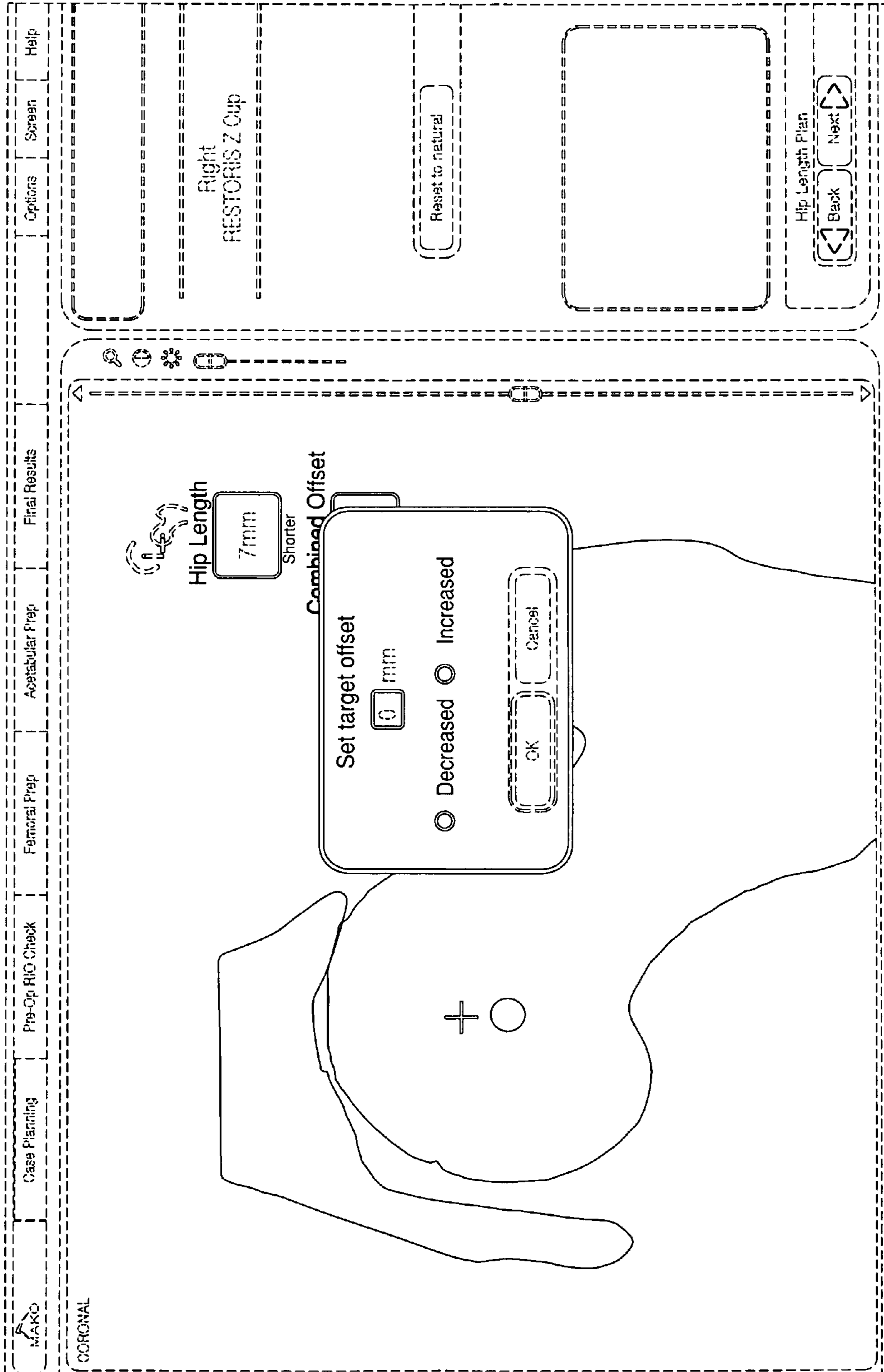


Fig. 3

