



US00D671945S

(12) **United States Design Patent**
van der Lande

(10) **Patent No.:** **US D671,945 S**

(45) **Date of Patent:** **** Dec. 4, 2012**

(54) **DOG-SHAPED USB HUB**

(75) Inventor: **Jan van der Lande**, New York, NY (US)

(73) Assignee: **Kikkerland Design Inc.**, New York, NY (US)

(**) Term: **14 Years**

(21) Appl. No.: **29/422,759**

(22) Filed: **May 23, 2012**

(51) **LOC (9) Cl.** **14-02**

(52) **U.S. Cl.** **D14/433**

(58) **Field of Classification Search** D14/432-435,
D14/435.1, 436-439, 356-358, 480.1-480.7,
D14/483, 484.1, 240; D13/107, 108, 110,
D13/118, 123, 133, 147, 154; 439/131, 500,
439/501, 445, 446, 296, 284, 286, 288; 361/679.4,
361/679.41, 679.44

See application file for complete search history.

(56) **References Cited**

U.S. PATENT DOCUMENTS

D217,270 S *	4/1970	Dunbar	D21/592
D238,804 S *	2/1976	Holden	D21/592
D541,885 S *	5/2007	Lensvelt	D21/592
D559,848 S *	1/2008	Siu	D14/433
D573,341 S *	7/2008	van der Lande	D3/209
D585,067 S *	1/2009	Puglisi	D14/434
D586,347 S *	2/2009	Cheng	D14/433

D592,597 S *	5/2009	van der Lande	D13/139.8
D607,819 S *	1/2010	Seil et al.	D13/133
D629,002 S *	12/2010	Bau	D14/433
D661,865 S *	6/2012	Geiger	D99/30
2003/0228803 A1 *	12/2003	Toering	439/652

* cited by examiner

Primary Examiner — Austin Murphy

(74) *Attorney, Agent, or Firm* — Cascio R. Zervas

(57) **CLAIM**

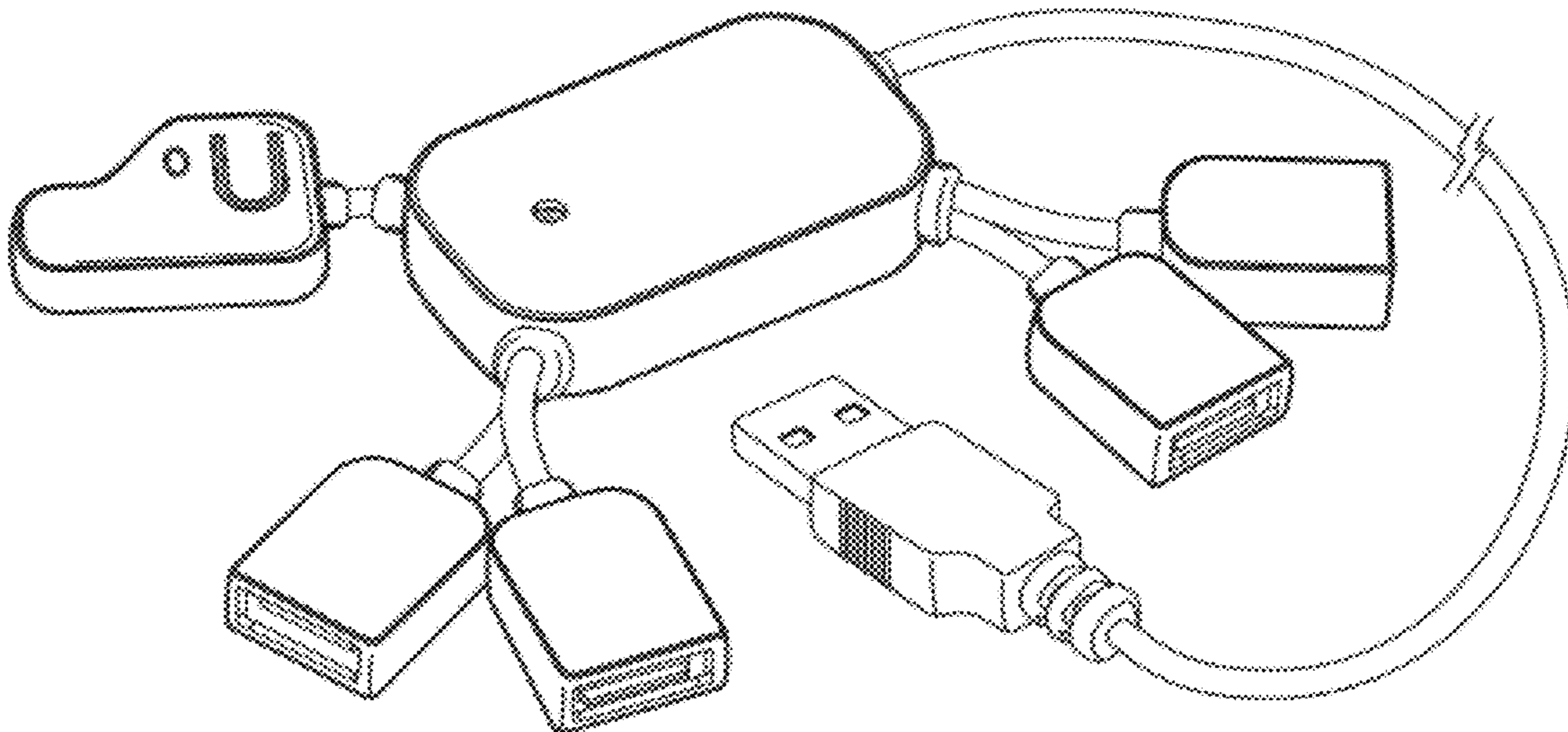
The ornamental design for a dog-shaped USB hub, as shown and described.

DESCRIPTION

FIG. 1 is a left side elevational view of a dog-shaped USB hub showing my design in a first position; FIG. 2 is a right side elevational view thereof; FIG. 3 is a bottom plan view thereof; FIG. 4 is a top plan view thereof; and FIG. 5 is a front elevational view thereof; FIG. 6 is a rear elevational view thereof; FIG. 7 is a perspective view thereof; and, FIG. 8 is a perspective view showing the dog-shaped USB hub in a second position.

The claimed article is shown broken away in FIGS. 1-8 to indicate indeterminate length. The illustrated positions of the dog-shaped USB hub of my design are understood to be exemplary of possible alternative positions.

1 Claim, 3 Drawing Sheets



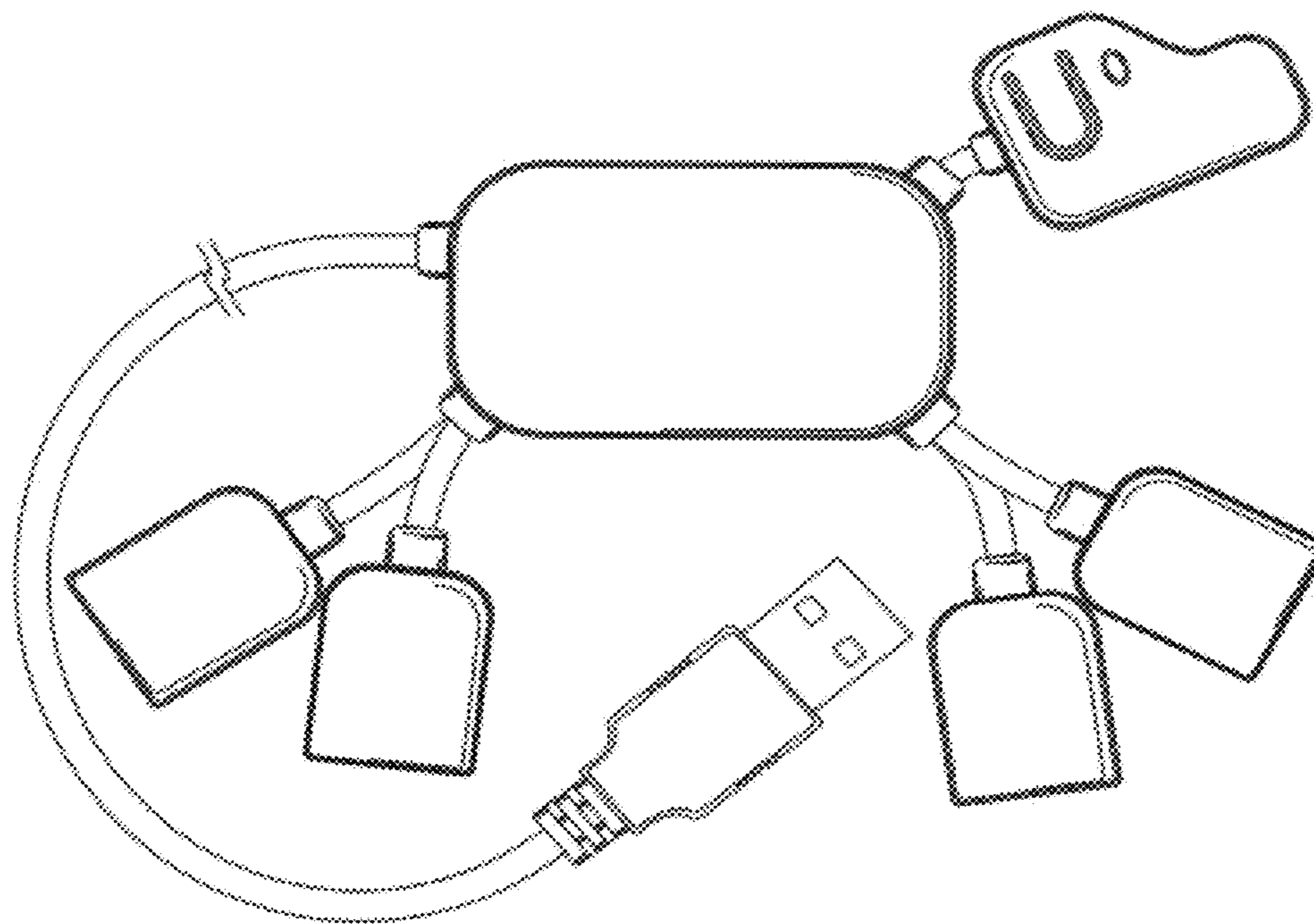
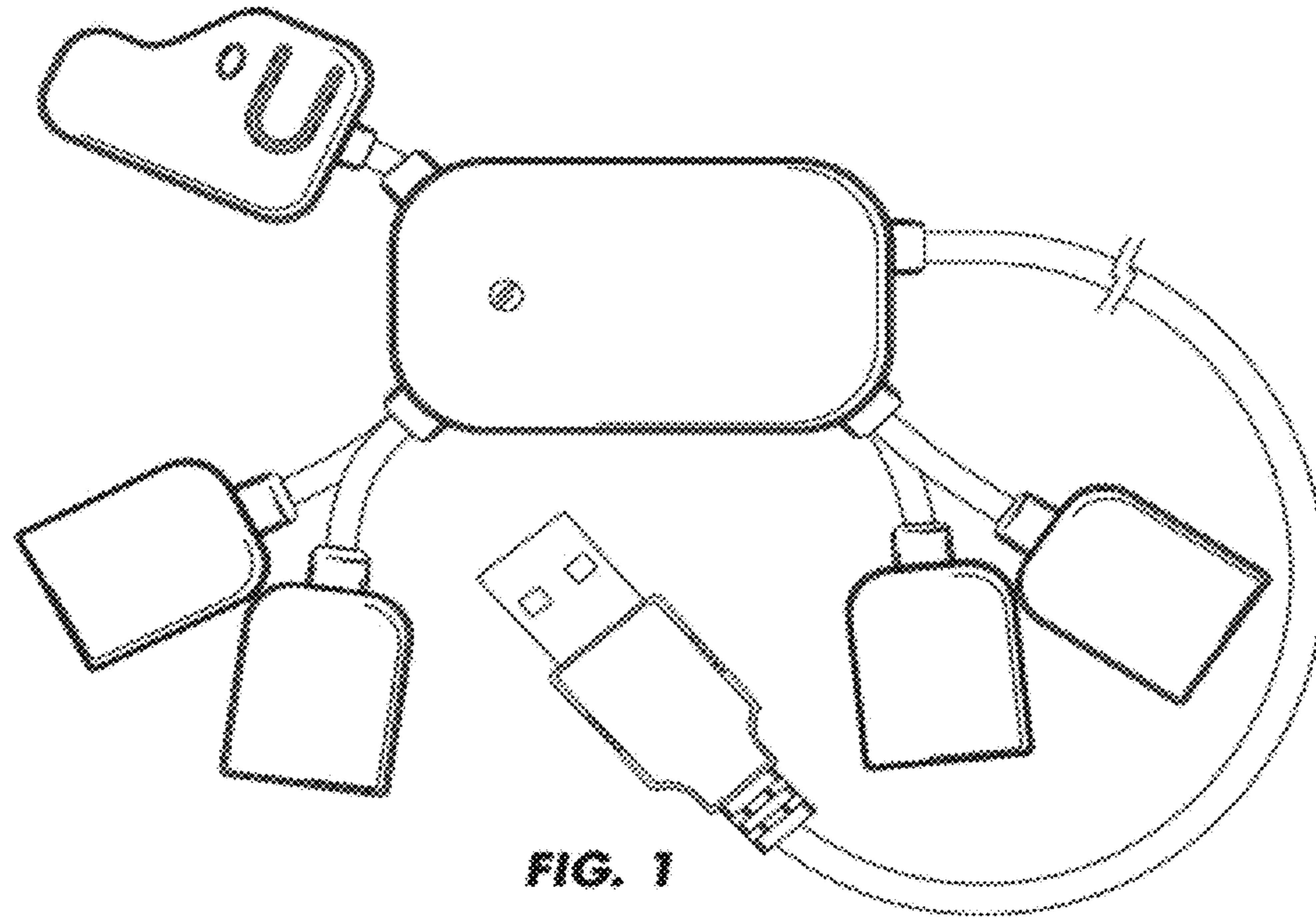




FIG. 3



FIG. 4



FIG. 5



FIG. 6

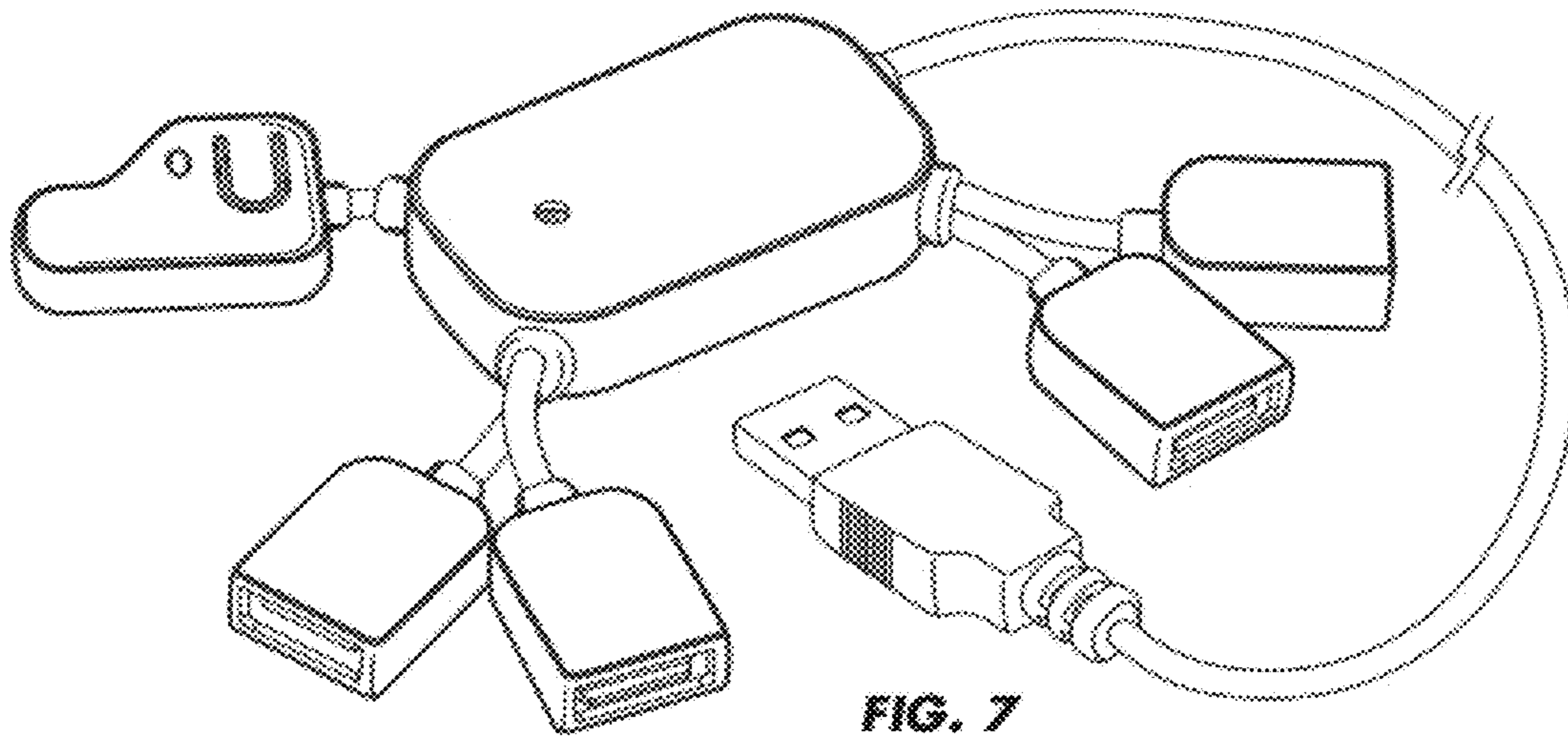


FIG. 7

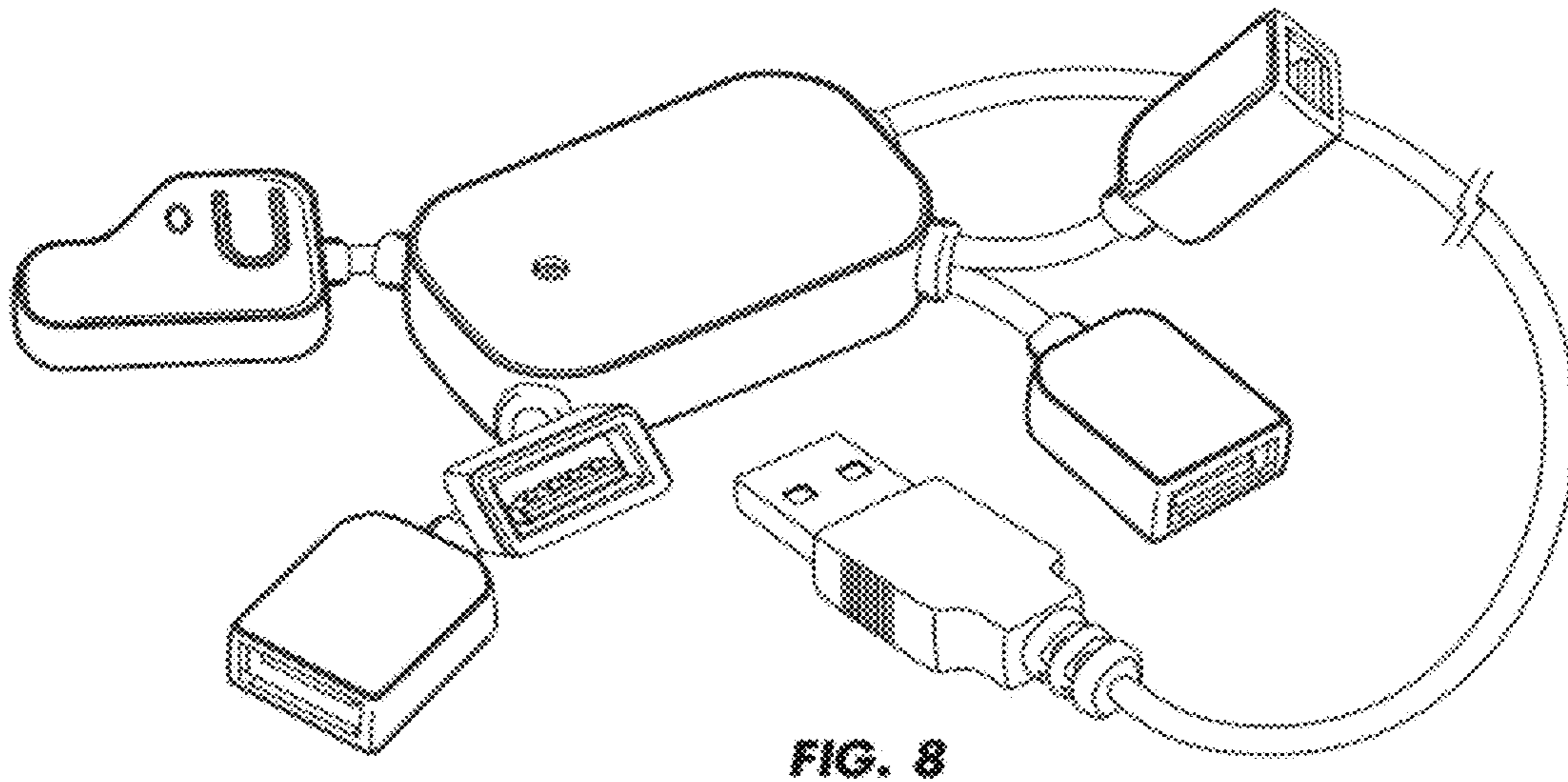


FIG. 8