



US00D671916S

(12) **United States Design Patent**
Maier et al.

(10) **Patent No.:** **US D671,916 S**

(45) **Date of Patent:** **** Dec. 4, 2012**

(54) **REMOTE CONTROL**

(75) Inventors: **Ferdinand Maier**, Obertrum am See (AT); **Erwin Weitgasser**, Salzburg (AT)

(73) Assignee: **FM Marketing GmbH**, Obertrum Am See (AT)

(**) Term: **14 Years**

(21) Appl. No.: **29/382,197**

(22) Filed: **Dec. 30, 2010**

(30) **Foreign Application Priority Data**

Jun. 30, 2010 (EP) 001726209

(51) **LOC (9) Cl.** **14-03**

(52) **U.S. Cl.** **D14/218**

(58) **Field of Classification Search** D14/218,
D14/455; D13/168; D21/566; D10/104,
D10/106; 345/169; 348/14.05, 114, 211.99,
348/734; 340/825.24; 341/22; 455/92, 95,
455/128, 151.1–151.4, 352, 355, FOR. 121;
700/65

See application file for complete search history.

(56) **References Cited**

U.S. PATENT DOCUMENTS

D385,854 S *	11/1997	Sumii	D14/399
D411,530 S *	6/1999	Carter et al.	D14/400
D606,981 S *	12/2009	Kaneko	D14/218
D615,544 S *	5/2010	Pascucci	D14/399
D639,277 S *	6/2011	Alvarado	D14/218
D645,045 S *	9/2011	Cacioppo et al.	D14/388
D648,370 S *	11/2011	Yoshida	D16/237
D649,968 S *	12/2011	Li	D14/341

* cited by examiner

Primary Examiner — John Windmuller

(74) *Attorney, Agent, or Firm* — Senniger Powers LLP

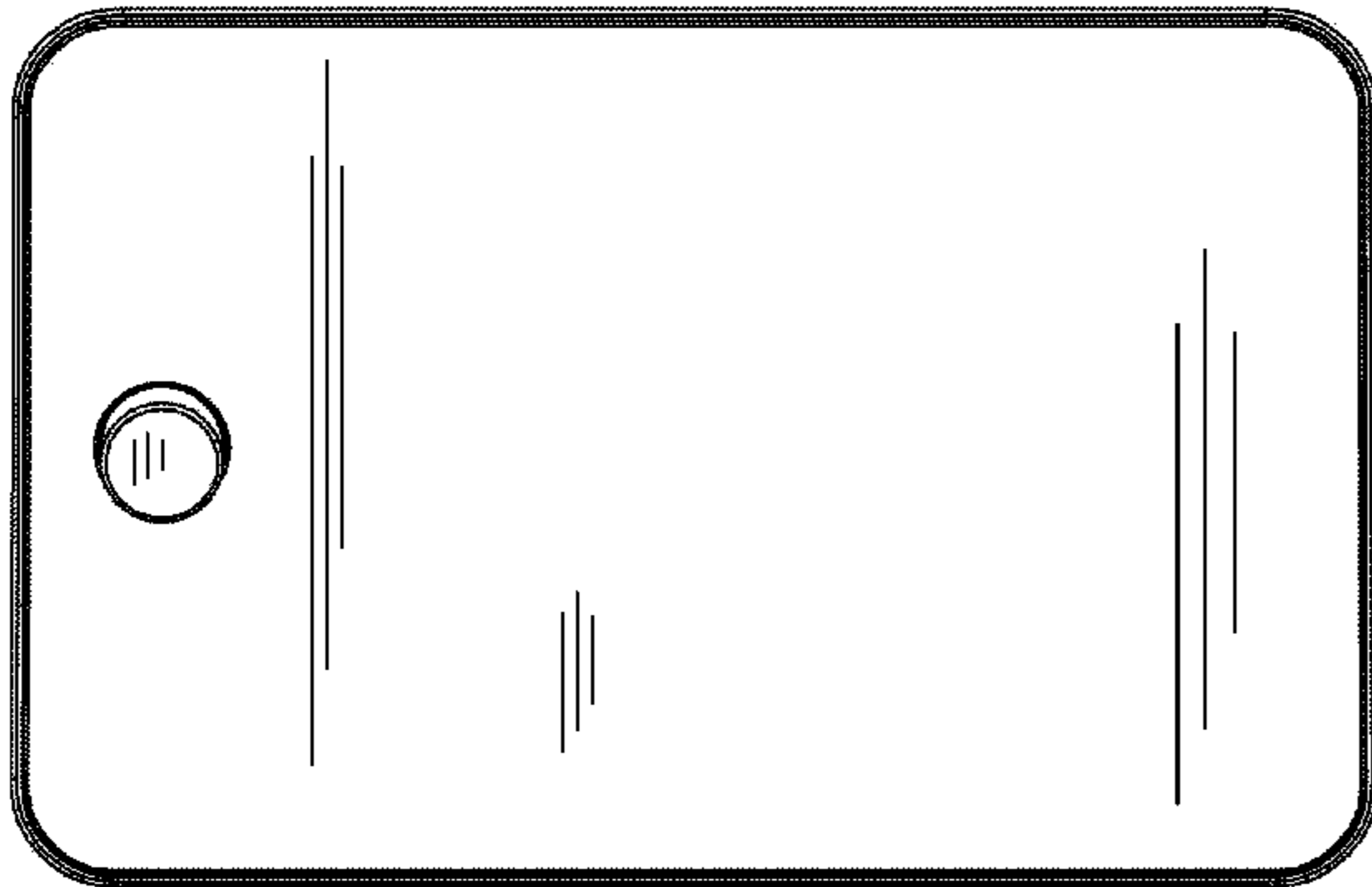
(57) **CLAIM**

The ornamental design for a remote control, as shown and described.

DESCRIPTION

FIG. 1 is a front elevation;
FIG. 2 is a left side elevation;
FIG. 3 is a top plan;
FIG. 4 is a rear elevation;
FIG. 5 is a right side elevation; and,
FIG. 6 is a bottom plan.

1 Claim, 6 Drawing Sheets




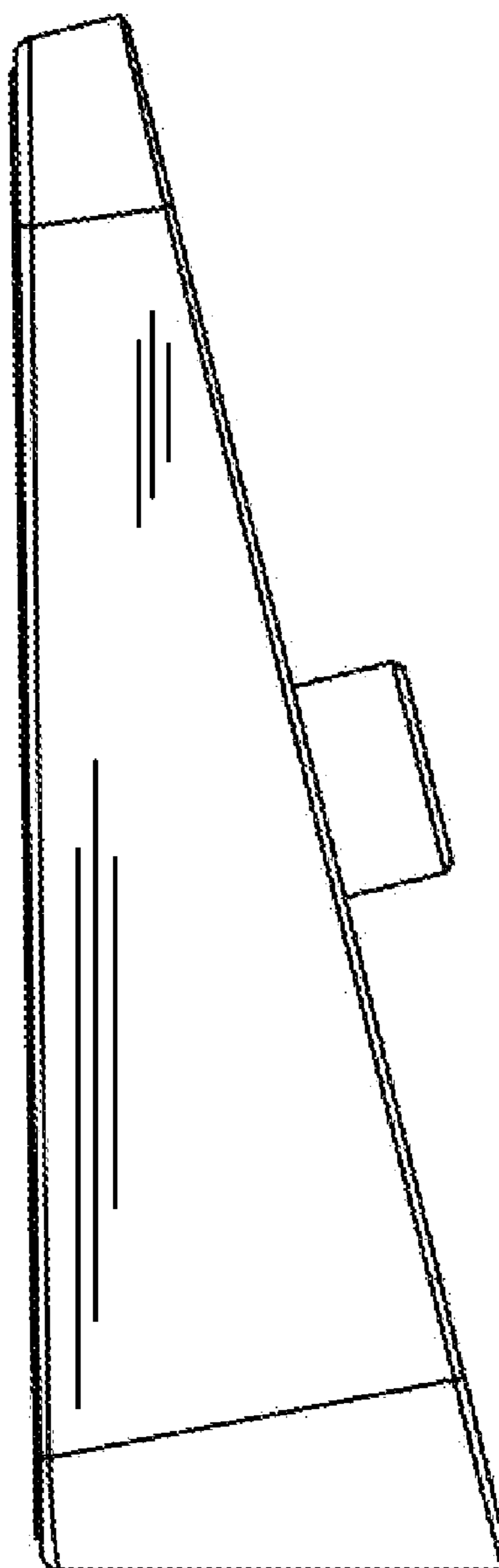


FIG. 1

FIG. 2



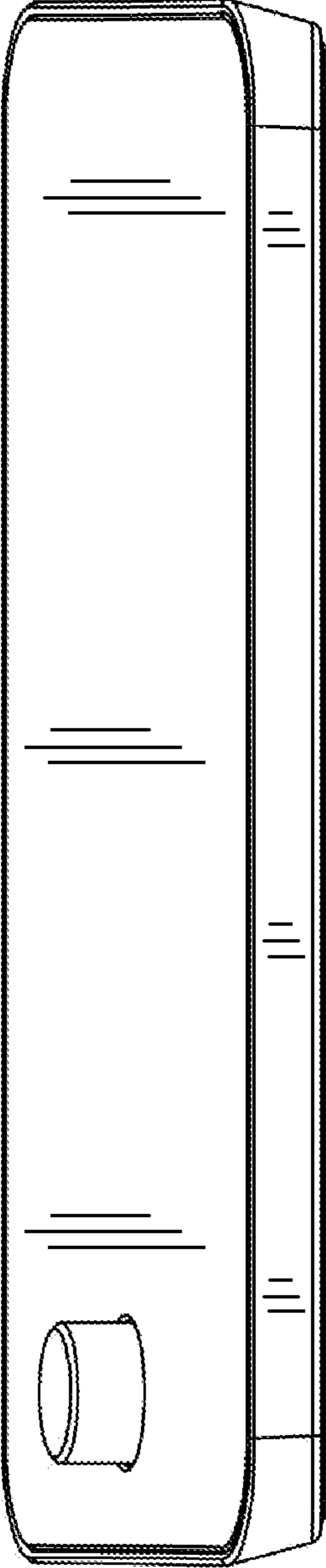


FIG. 3




FIG. 4

FIG. 5

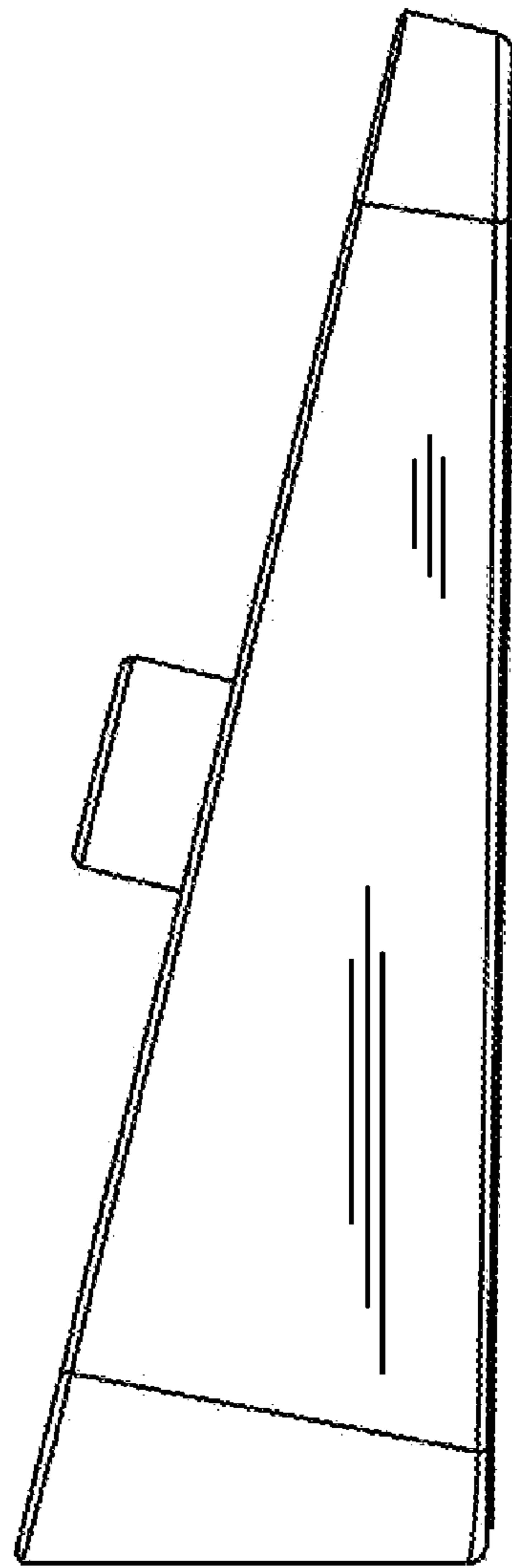


FIG. 6

