

US00D671909S

(12) **United States Design Patent**
Choi

(10) **Patent No.:** **US D671,909 S**
(45) **Date of Patent:** **** Dec. 4, 2012**

(54) **MICRO AUDIO SYSTEM**

(75) Inventor: **Shaun Seongwon Choi**, Hong Kong (HK)

(73) Assignee: **Koninklijke Philips Electronics N.V.**, Eindhoven (NL)

(**) Term: **14 Years**

(21) Appl. No.: **29/397,966**

(22) Filed: **Jul. 25, 2011**

(30) **Foreign Application Priority Data**

Jan. 25, 2011 (EM) 001810334-0005

(51) **LOC (9) Cl.** **14-03**

(52) **U.S. Cl.** **D14/188**

(58) **Field of Classification Search** D14/125, D14/126, 131, 137, 155, 168-171, 188, 194, D14/197, 239, 257, 258, 496; 455/90.1-90.3, 455/344-355; 369/6-12

See application file for complete search history.

(56) **References Cited**

U.S. PATENT DOCUMENTS

D384,069 S * 9/1997 Kokkinis D14/171
D402,289 S * 12/1998 Pinchuk et al. D14/167

D514,545 S * 2/2006 Watanabe D14/499
D523,840 S * 6/2006 Heath et al. D14/188
D537,420 S * 2/2007 Tsai D14/126
D552,074 S * 10/2007 Aquillano et al. D14/168
D557,251 S * 12/2007 Nohara D14/194
D571,749 S * 6/2008 Barnett et al. D14/126
D587,675 S * 3/2009 Xie D14/172
D591,308 S * 4/2009 Sasaki et al. D14/496
D596,595 S * 7/2009 Messner D14/126
D608,761 S * 1/2010 Kim D14/188
D636,378 S * 4/2011 Ohashi et al. D14/209.1
D647,505 S * 10/2011 Skurdal D14/209.1
D648,743 S * 11/2011 Chang D14/496

* cited by examiner

Primary Examiner — Keli L Hill

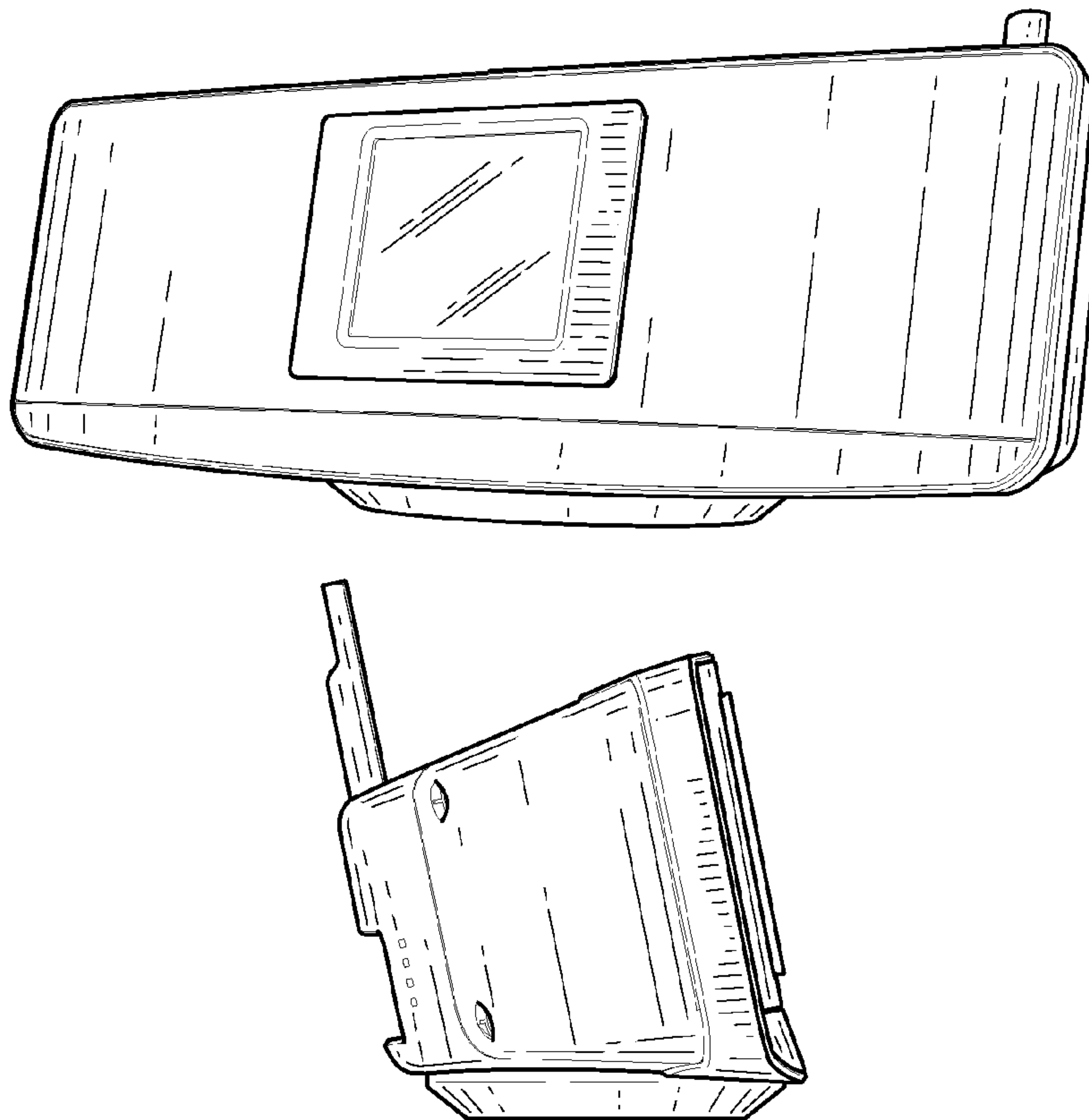
(57) **CLAIM**

The ornamental design for a micro audio system, as shown and described.

DESCRIPTION

FIG. 1 is a perspective view showing my design; FIG. 2 is a front elevational view thereof; FIG. 3 is a rear elevational view thereof; FIG. 4 is a right side elevational view thereof; FIG. 5 is a left side elevational view thereof; FIG. 6 is top plan view thereof; and, FIG. 7 is a bottom plan view thereof. The portions of the micro audio system shown in broken lines form no part of the claimed design.

1 Claim, 4 Drawing Sheets



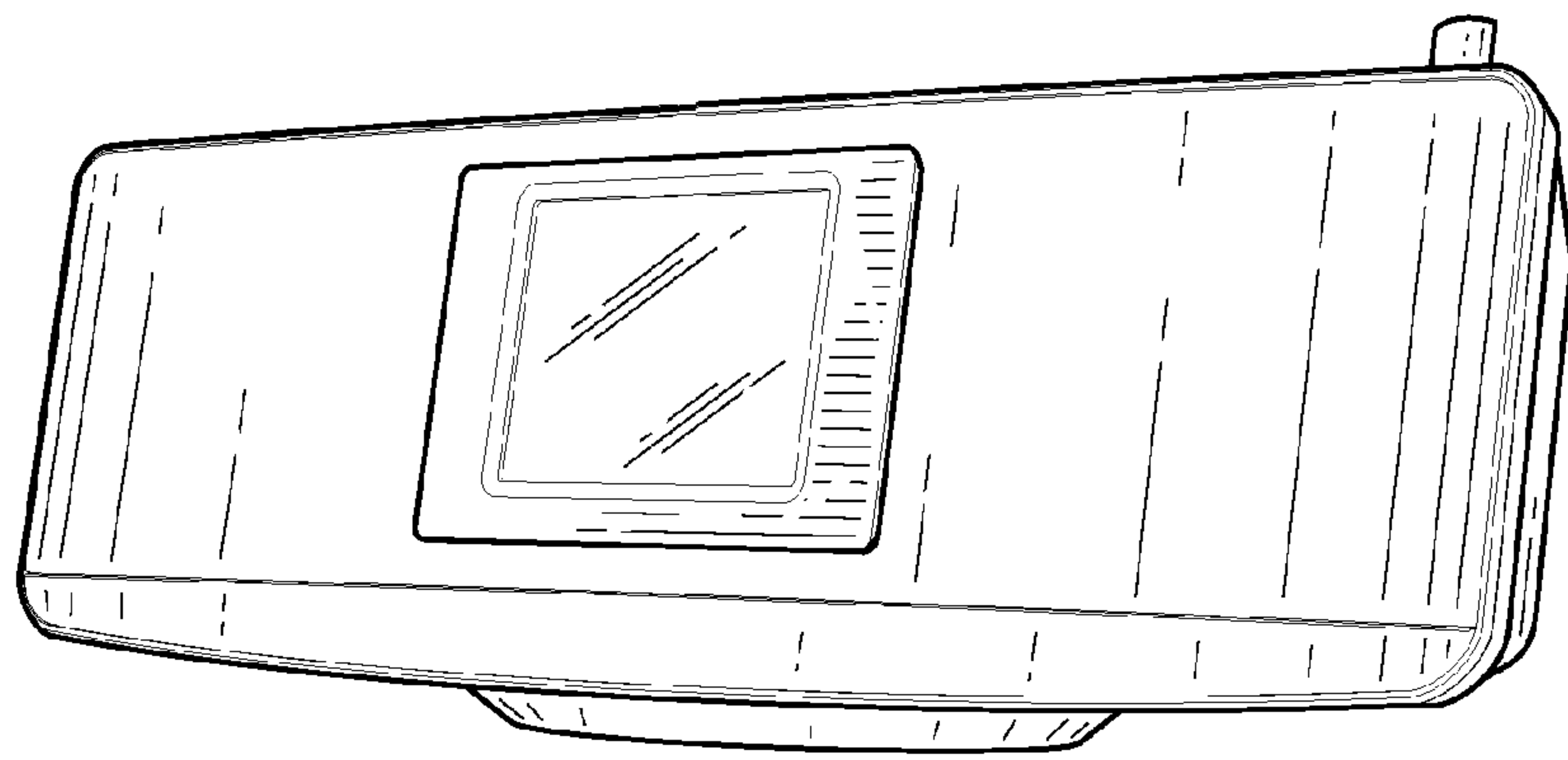


FIG. 1

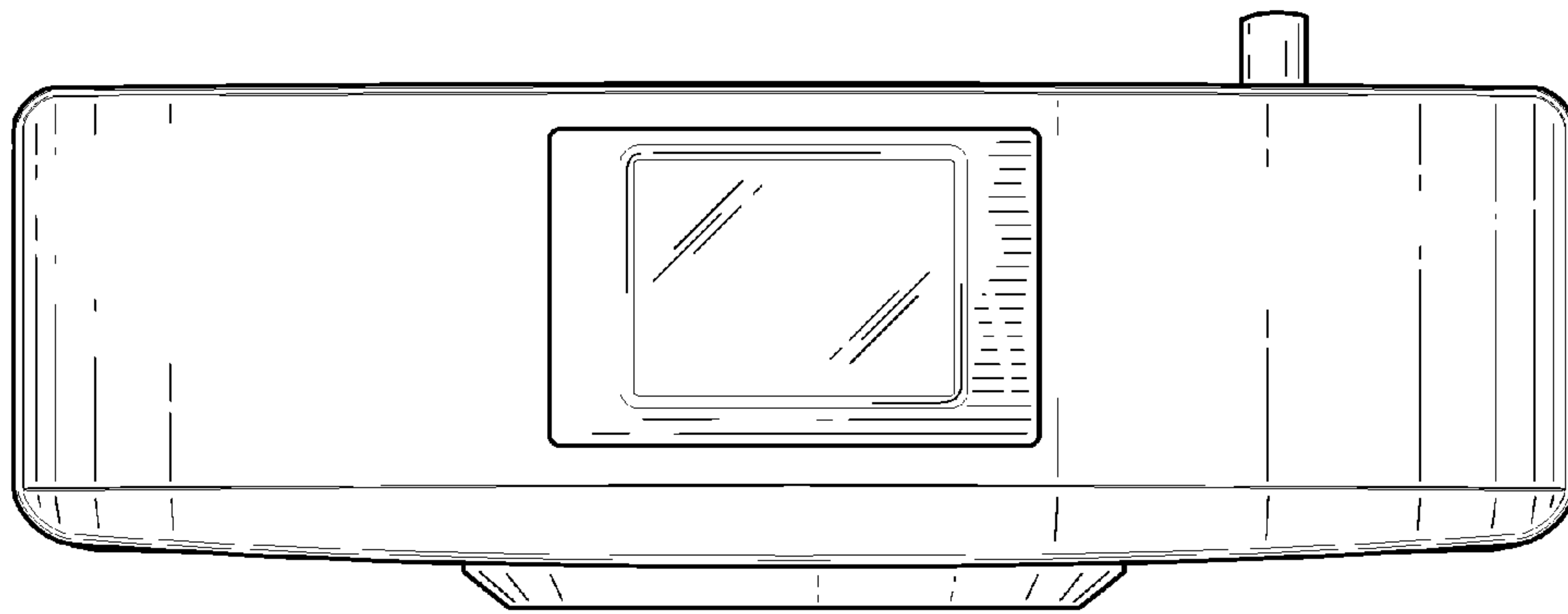


FIG. 2

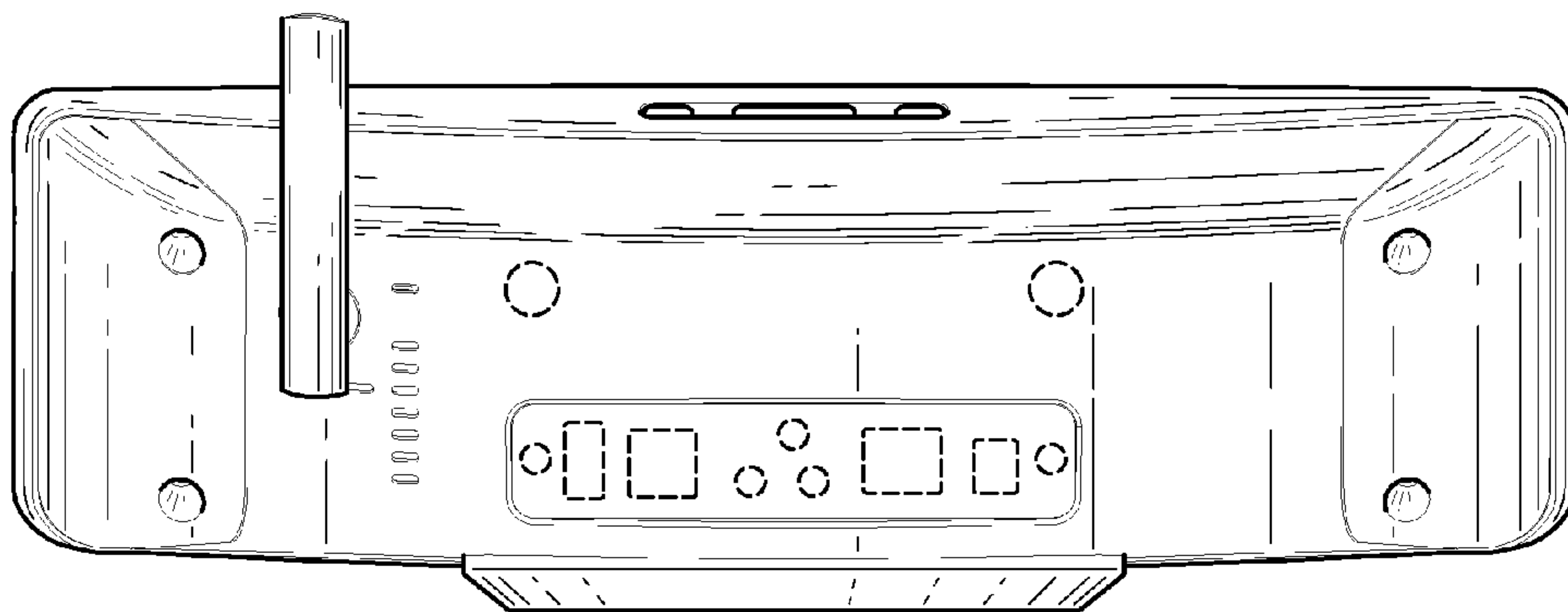


FIG. 3




FIG. 4




FIG. 5

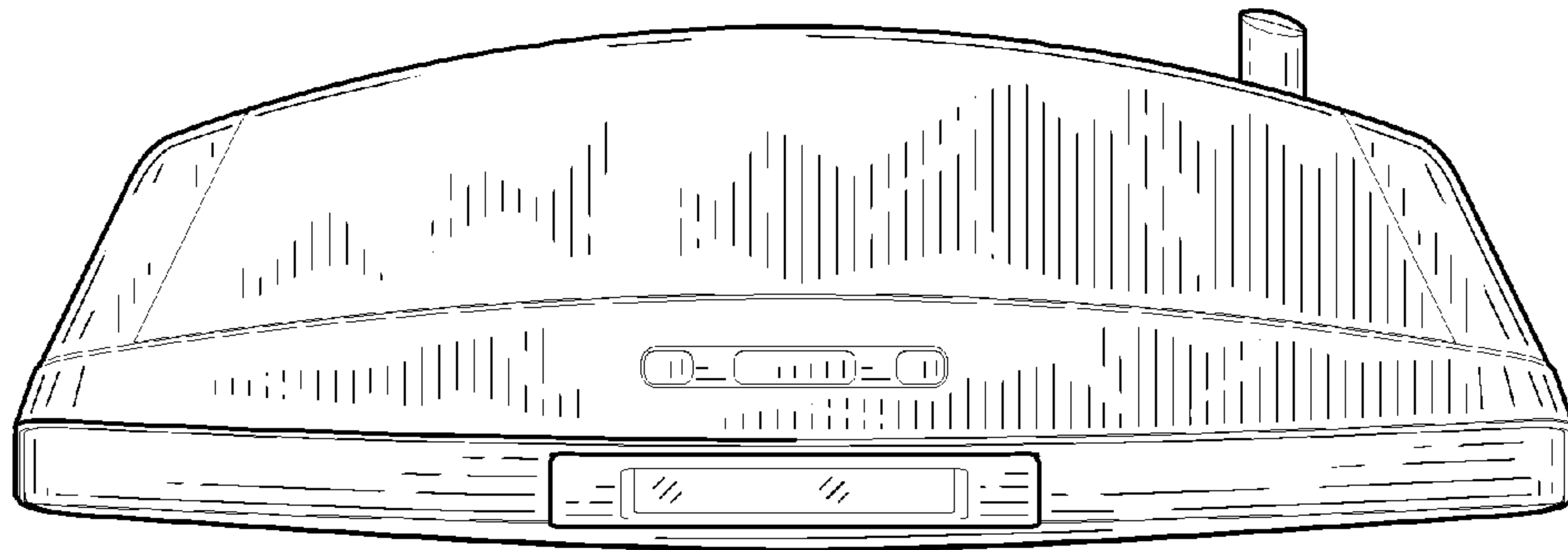


FIG. 6

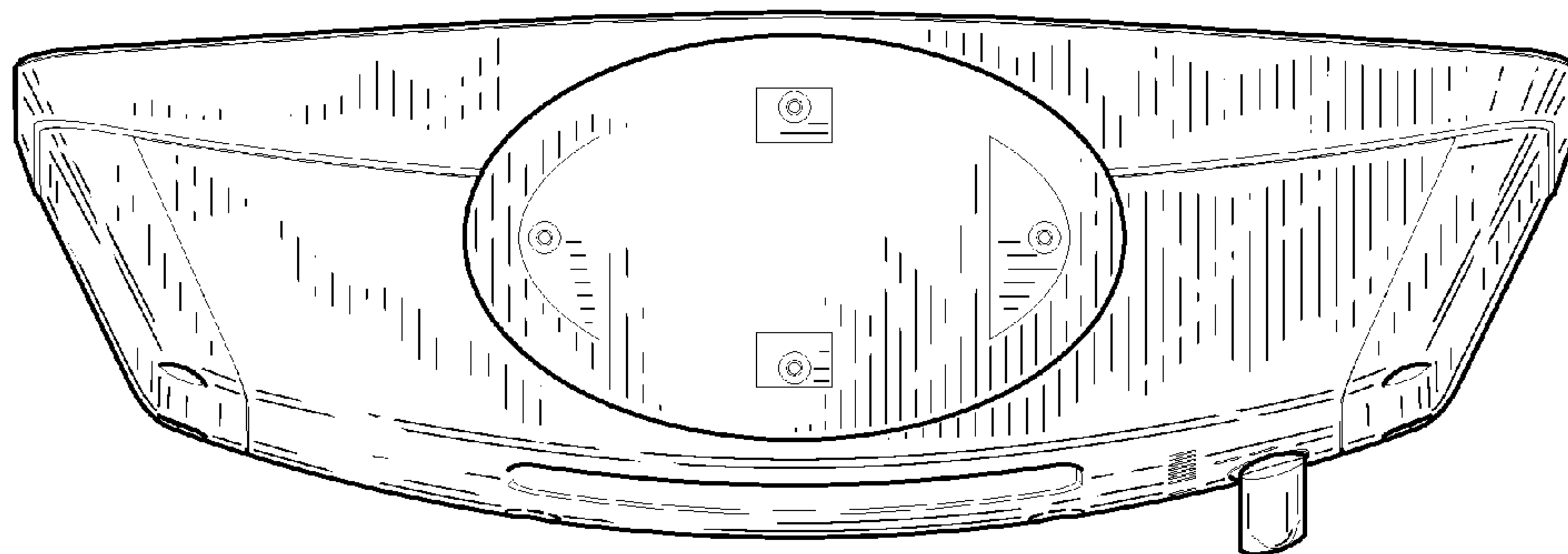


FIG. 7