



US00D671887S

(12) **United States Design Patent**
Baker et al.

(10) **Patent No.:** **US D671,887 S**

(45) **Date of Patent:** **** *Dec. 4, 2012**

(54) **BATTERY CHARGER**

(75) Inventors: **Kathleen Ann Baker**, New Fairfield, CT (US); **Eric W. Olson**, Los Angeles, CA (US); **Jonathan Abarbanel**, Los Angeles, CA (US); **Stuart Karten**, Venice, CA (US); **Eric Schmid**, Culver City, CA (US); **Paul Kirley**, Los Angeles, CA (US)

(73) Assignee: **The Gillette Company**, Boston, MA (US)

(*) Notice: This patent is subject to a terminal disclaimer.

(**) Term: **14 Years**

(21) Appl. No.: **29/343,097**

(22) Filed: **Sep. 8, 2009**

(51) **LOC (9) Cl.** **13-02**

(52) **U.S. Cl.** **D13/107**

(58) **Field of Classification Search** D13/107-110, D13/118-119, 184, 199; D14/251, 253, D14/432, 434; 320/107-115; D5/63, 99, D5/7, 20, 25; 40/310; 493/276

See application file for complete search history.

(56) **References Cited**

U.S. PATENT DOCUMENTS

168,063	A *	9/1875	Taylor	220/62
3,382,779	A *	5/1968	Lynas	493/276
4,323,610	A *	4/1982	Leverich	428/68
D308,267	S *	5/1990	Bradd	D32/31
5,364,339	A *	11/1994	Carver	602/47
D358,801	S *	5/1995	Vos	D13/108
D444,122	S *	6/2001	Krieger et al.	D13/107
D471,906	S *	3/2003	Salazar et al.	D14/253
D506,437	S *	6/2005	Nishizawa	D13/108

D511,744	S *	11/2005	Hsu et al.	D13/108
D513,731	S	1/2006	Kang et al.		
D530,666	S *	10/2006	Krieger et al.	D13/107
D540,742	S	4/2007	Bell		
D580,354	S *	11/2008	Dunbar et al.	D13/108
D589,442	S *	3/2009	Crawley	D13/108
D614,128	S *	4/2010	Kim	D13/108
D615,034	S *	5/2010	Baker et al.	D13/107
D617,267	S *	6/2010	Li	D13/107
D623,625	S *	9/2010	Furuno et al.	D14/147
D628,149	S *	11/2010	Wu	D13/108
D631,435	S *	1/2011	Cacioppo et al.	D13/107
D640,194	S *	6/2011	Kim et al.	D13/108
2005/0278820	A1 *	12/2005	Newman	2/69
2006/0232243	A1	10/2006	Dabdoub et al.		
2007/0054081	A1 *	3/2007	DeMarco	428/40.1
2007/0094944	A1 *	5/2007	James	52/79.1
2007/0113434	A1 *	5/2007	Yamaguchi et al.	40/310

* cited by examiner

Primary Examiner — Rosemary K Tarca

(74) *Attorney, Agent, or Firm* — Kevin Charles Johnson; Vladimir Vitenberg

(57) **CLAIM**

The ornamental design for a battery charger, as shown and described.

DESCRIPTION

FIG. 1 is a perspective view of a battery charger showing our new design;

FIG. 2 is a front view of the design;

FIG. 3 is a rear view of the design;

FIG. 4 is a left side view of the design;

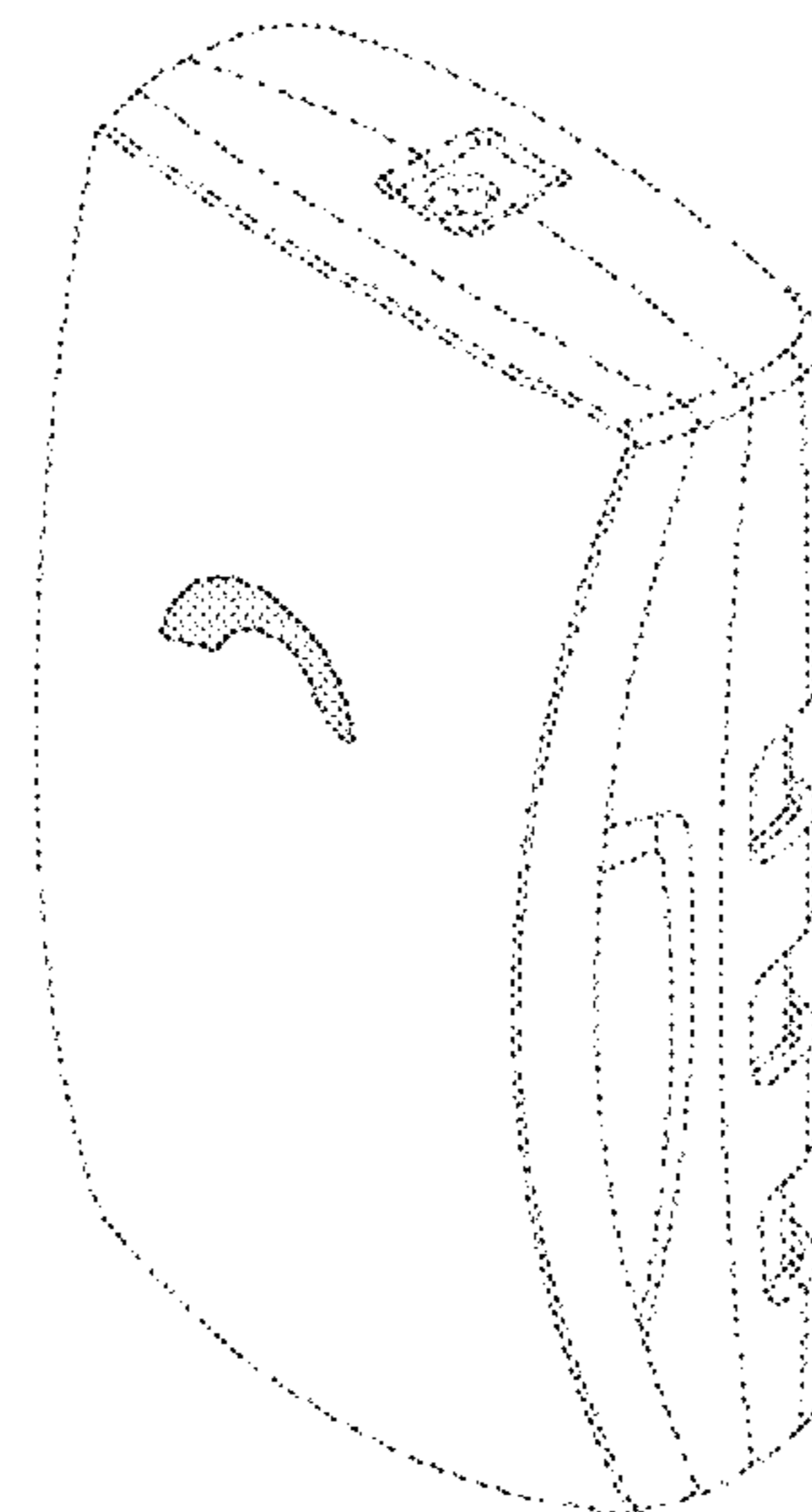
FIG. 5 is a right side view of the design;

FIG. 6 is a top view of the design; and,

FIG. 7 is a bottom view of the design.

The broken lines shown in the drawings are included for the purpose of illustrating unclaimed portions of the battery charger and form no part of the claimed design.

1 Claim, 5 Drawing Sheets



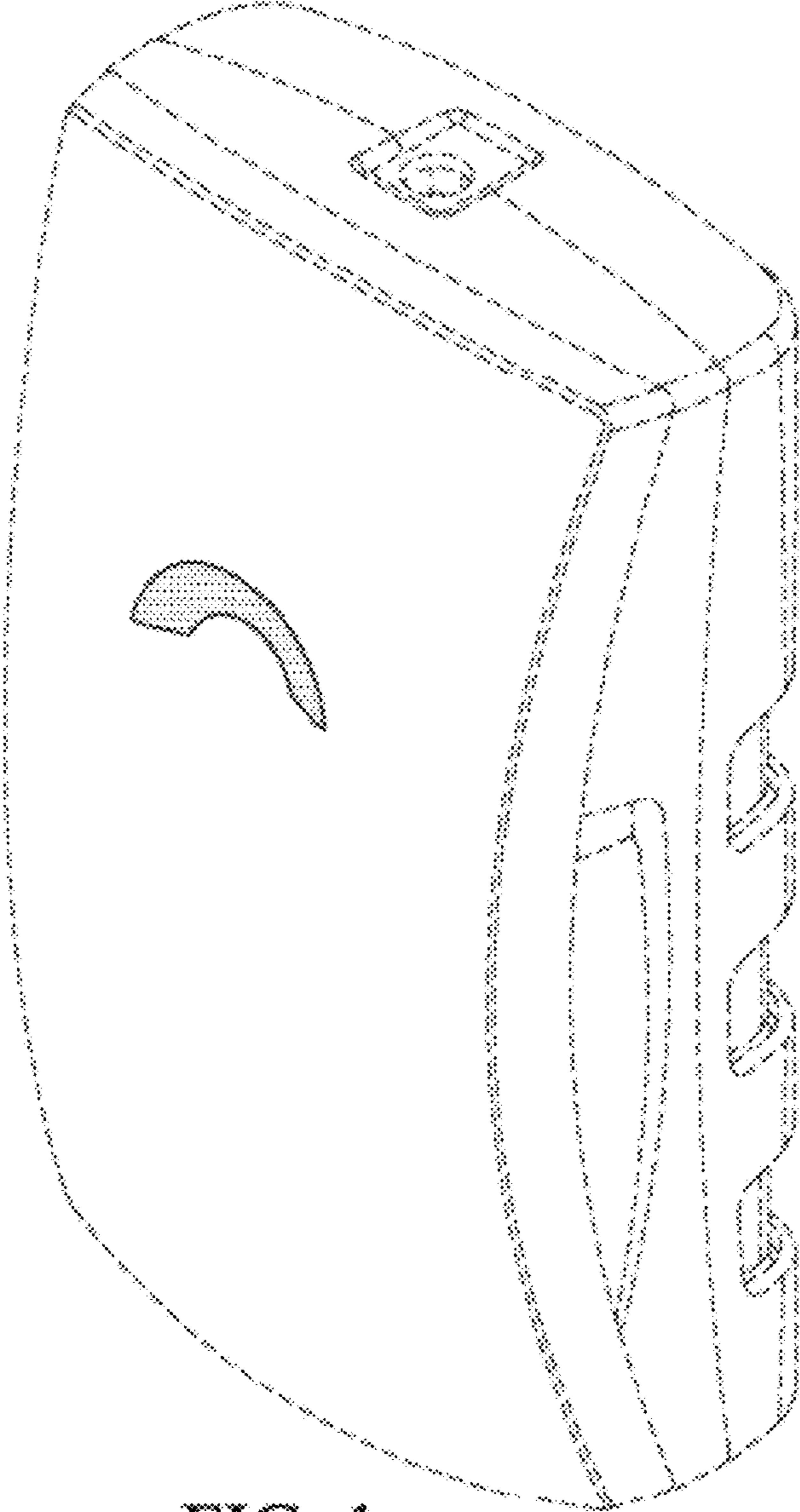


FIG. 1

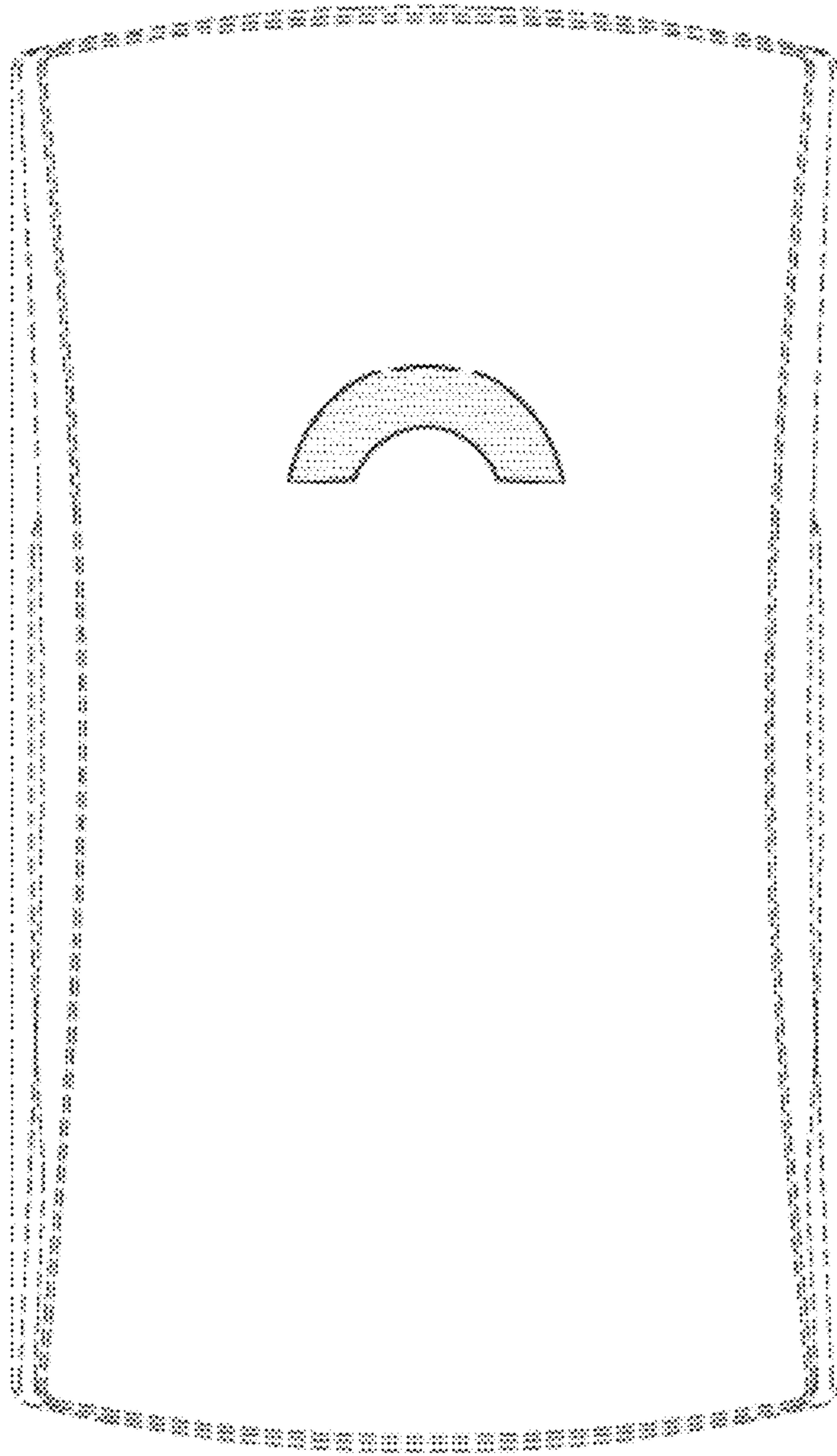


FIG. 2

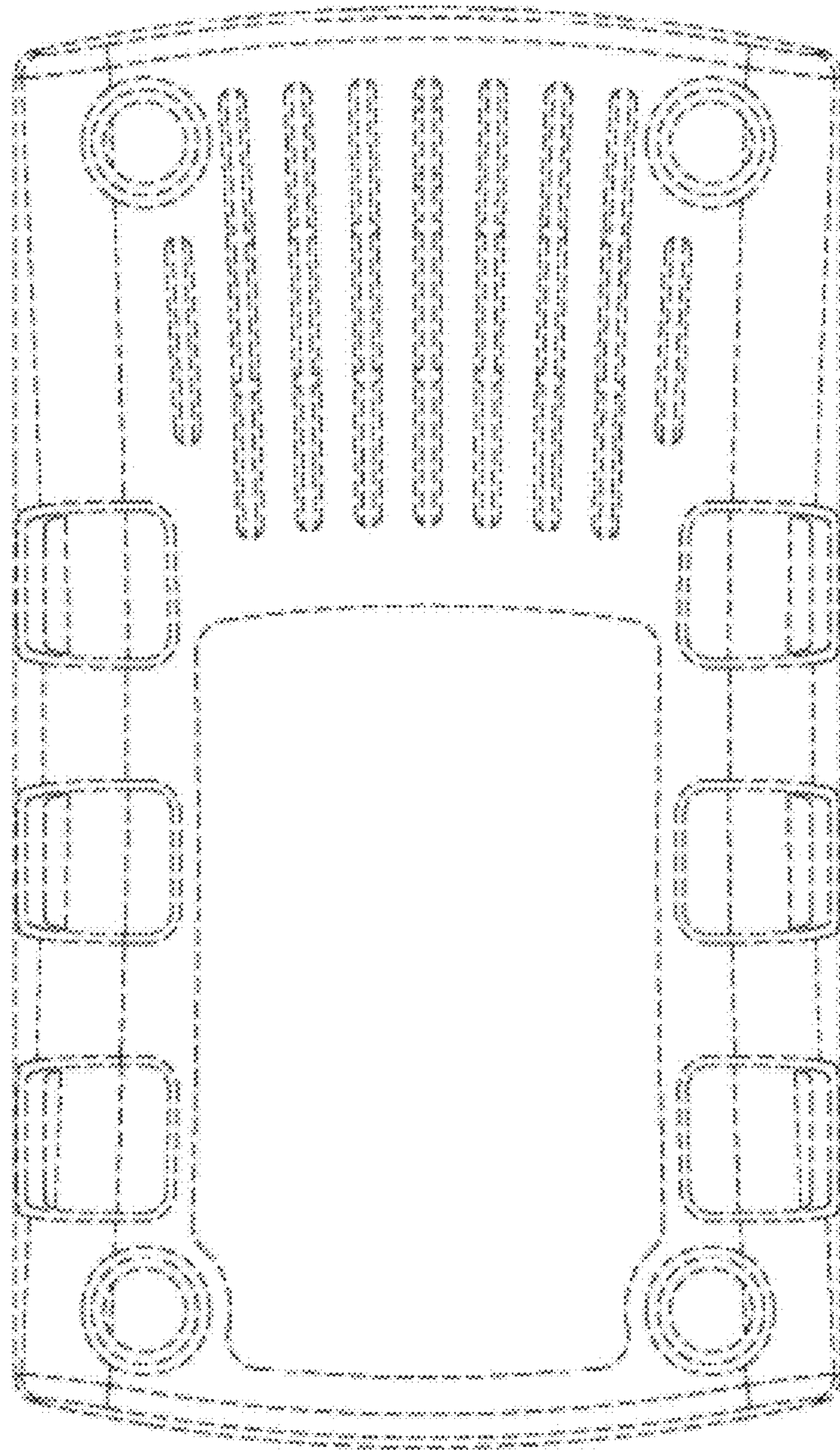


FIG. 3

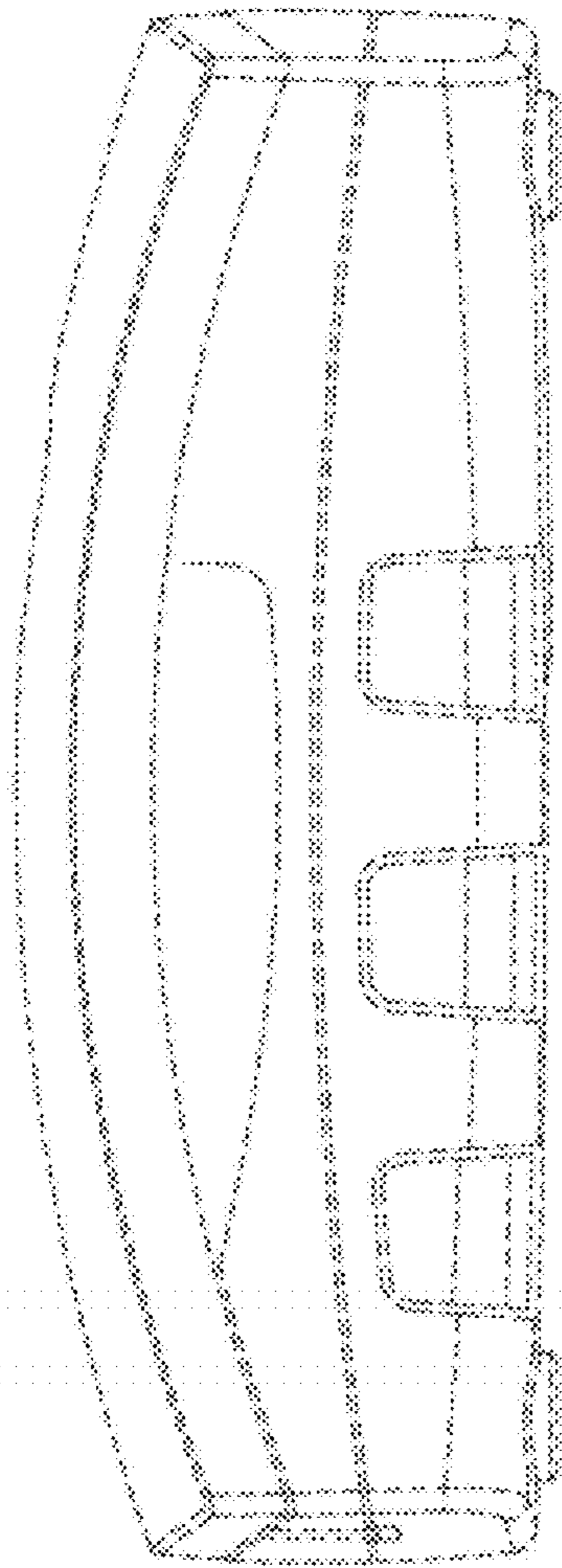


FIG. 4

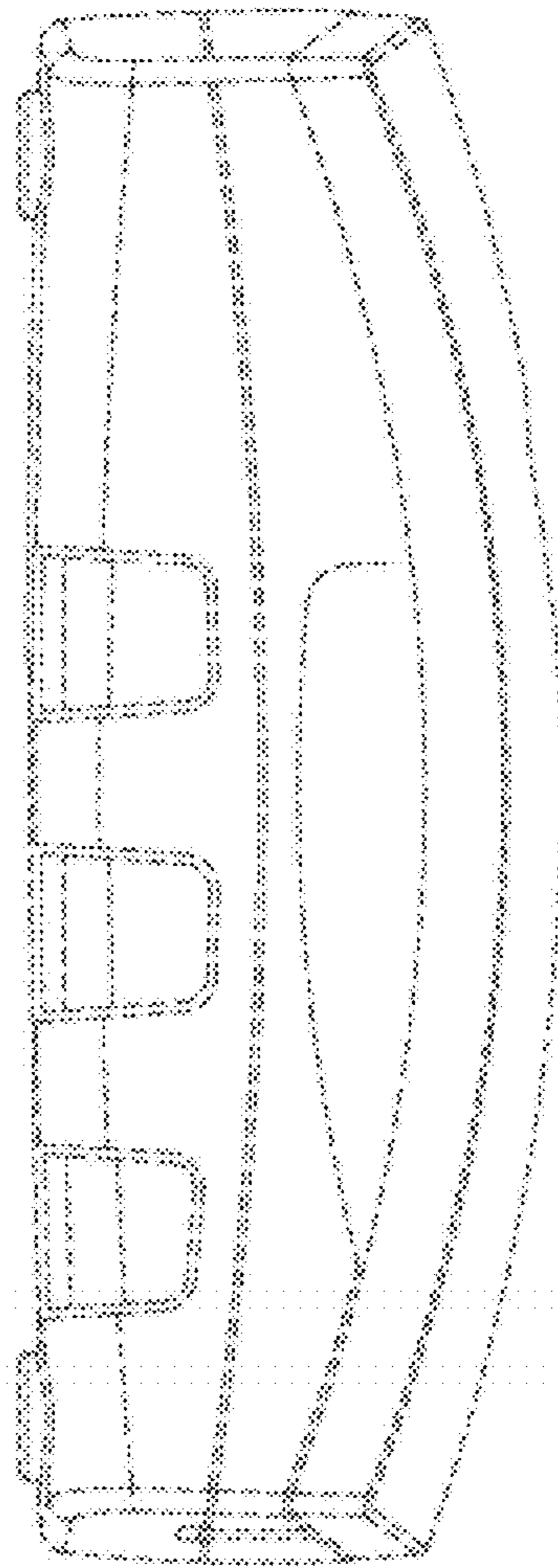


FIG. 5

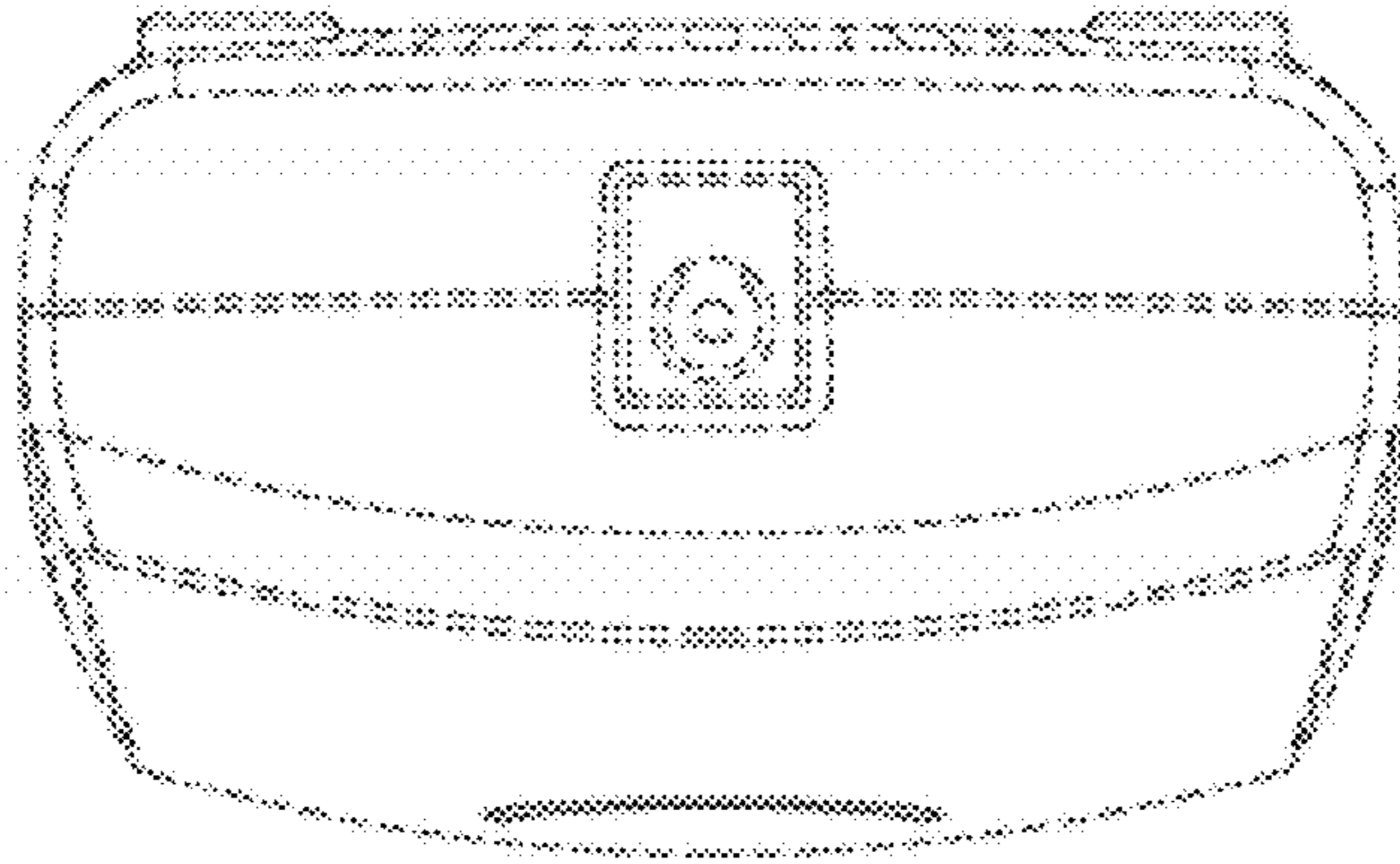


FIG. 6




FIG. 7