

US00D671871S

(12) **United States Design Patent**  
**Ohkoshi**

(10) **Patent No.:** **US D671,871 S**  
(45) **Date of Patent:** **\*\* Dec. 4, 2012**

(54) **FRONT FENDER FOR AUTOMOBILE**

(75) Inventor: **Naoyuki Ohkoshi**, Kawasaki (JP)

(73) Assignee: **Nissan Motor Co., Ltd.**, Yokohama (JP)

(\*\*) Term: **14 Years**

(21) Appl. No.: **29/403,885**

(22) Filed: **Oct. 12, 2011**

(30) **Foreign Application Priority Data**

Apr. 13, 2011 (JP) ..... 2011-008523

(51) **LOC (9) Cl.** ..... **12-16**

(52) **U.S. Cl.** ..... **D12/184**

(58) **Field of Classification Search** ..... D12/184,  
D12/196, 90-92; 280/152.1, 847-849, 851;  
296/181.1, 181.5

See application file for complete search history.

(56) **References Cited**

**U.S. PATENT DOCUMENTS**

D507,514 S *	7/2005	Nagura et al. ....	D12/196
D561,667 S *	2/2008	Platto et al. ....	D12/184
D561,668 S *	2/2008	Suzuki et al. ....	D12/184
D572,182 S *	7/2008	Deane .....	D12/184
D598,346 S *	8/2009	Buduo .....	D12/184
D600,614 S *	9/2009	Lamm .....	D12/184
D603,773 S *	11/2009	Schiavone et al. ....	D12/184
D604,681 S *	11/2009	Nakamura .....	D12/184

D607,797 S *	1/2010	Walter et al. ....	D12/184
D615,012 S *	5/2010	Ectors et al. ....	D12/181
D630,985 S *	1/2011	Matei et al. ....	D12/181
D631,413 S *	1/2011	Kuze .....	D12/181
D659,616 S *	5/2012	Matsumoto et al. ....	D12/184
D660,214 S *	5/2012	Cartabiano et al. ....	D12/196

**OTHER PUBLICATIONS**

<http://www.netcarshow.com/infiniti/2009-fx37/1024x768/wallpaper05.htm>.

<http://www.netcarshow.com/infiniti/2009-fx37/1024x768/wallpaper07.htm>.

\* cited by examiner

*Primary Examiner* — Melody N Brown

(74) *Attorney, Agent, or Firm* — Global IP Counselors, LLP

(57) **CLAIM**

The ornamental design for a front fender for an automobile, as shown and described.

**DESCRIPTION**

FIG. 1 is a front elevational view of a front bumper for an automobile showing my new design;

FIG. 2 is a rear elevational view thereof;

FIG. 3 is a top plan view thereof;

FIG. 4 is a bottom plan view thereof;


FIG. 5 is a right side elevational view thereof;

FIG. 6 is a left side elevational view thereof;

FIG. 7 is a left, front perspective view thereof; and,

FIG. 8 is a right, front perspective view thereof.

**1 Claim, 8 Drawing Sheets**






FIG. 1




FIG. 2

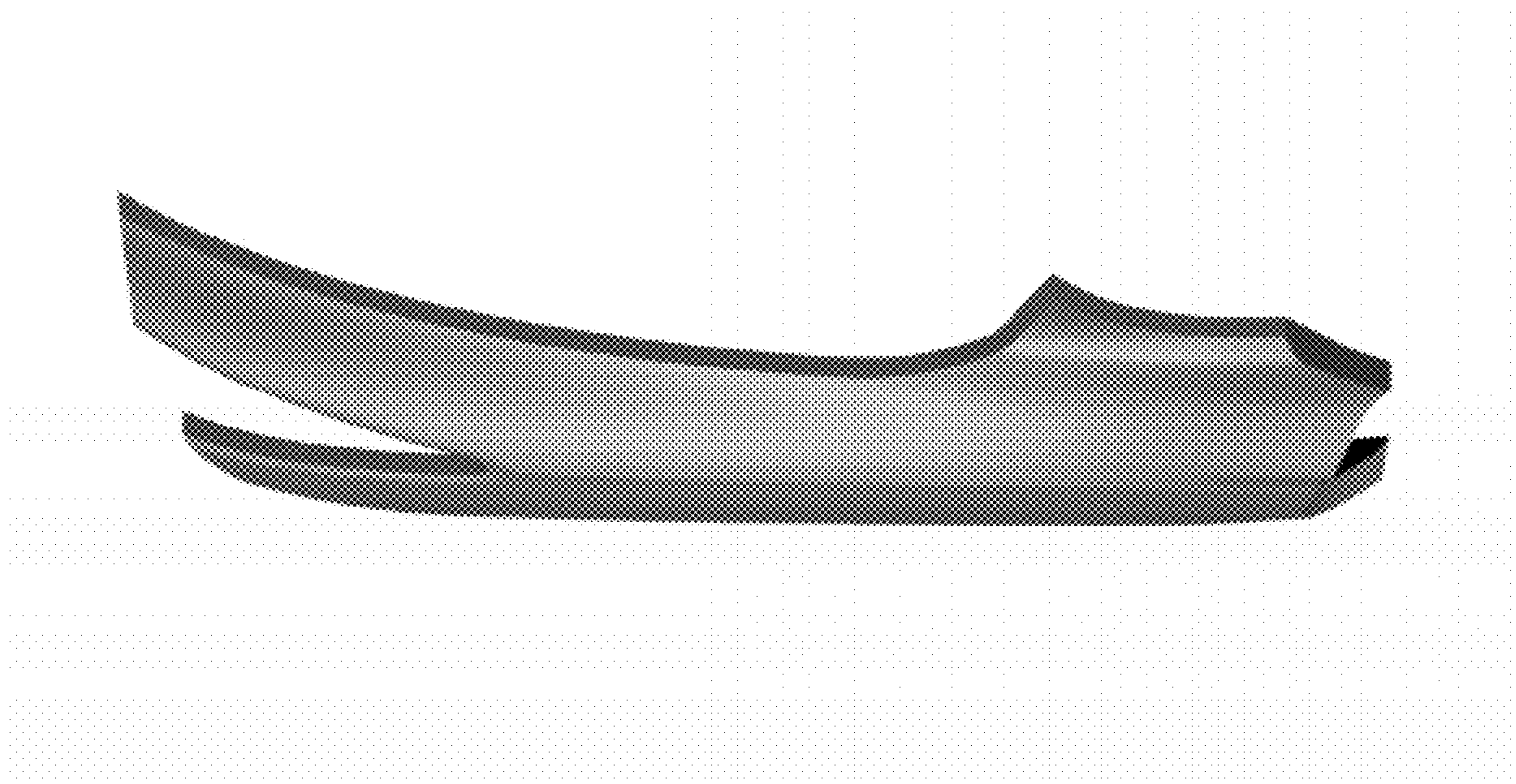


FIG. 3




FIG. 4



FIG. 5

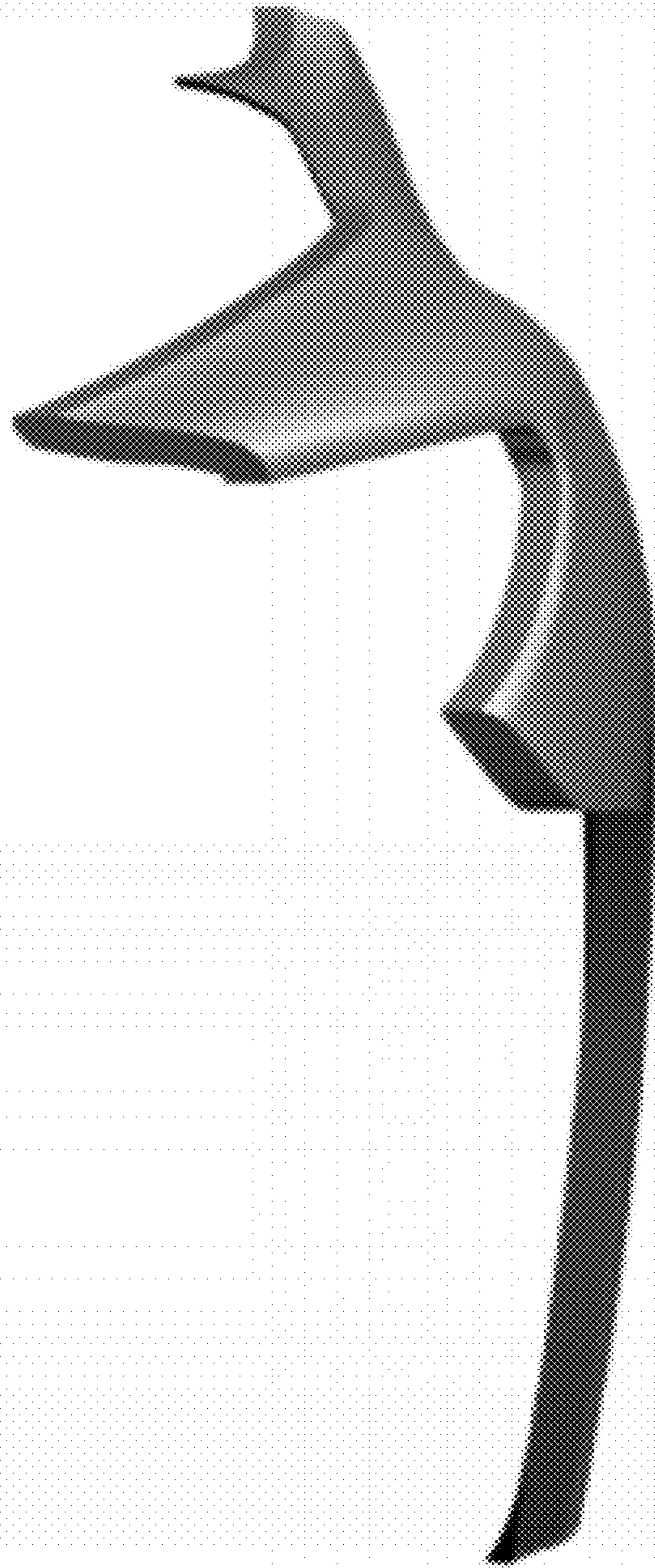


FIG. 6




FIG. 7





FIG. 8