

US00D671870S

(12) **United States Design Patent**  
**Yanase**

(10) **Patent No.:** **US D671,870 S**  
(45) **Date of Patent:** **\*\* Dec. 4, 2012**

(54) **FRONT BUMPER FOR AUTOMOBILE**

(75) Inventor: **Kiyoshi Yanase**, Hadano (JP)  
(73) Assignee: **Nissan Motor Co., Ltd.**, Yokohama (JP)  
(\*\*) Term: **14 Years**  
(21) Appl. No.: **29/403,891**  
(22) Filed: **Oct. 12, 2011**

(30) **Foreign Application Priority Data**

Apr. 13, 2011 (JP) ..... 2011-008526

(51) **LOC (9) Cl.** ..... **12-16**  
(52) **U.S. Cl.** ..... **D12/169**  
(58) **Field of Classification Search** ..... D12/163,  
D12/171, 196, 216, 90-92, 86, 164, 169;  
293/102, 103, 105, 112, 113, 115, 117; 296/180.1,  
296/180.2

See application file for complete search history.

(56) **References Cited**

**U.S. PATENT DOCUMENTS**

D623,565 S \* 9/2010 Cogswell ..... D12/163  
D626,469 S \* 11/2010 Yanase ..... D12/169  
D627,278 S \* 11/2010 Komuro ..... D12/169  
D634,676 S \* 3/2011 Iida ..... D12/163  
D635,065 S \* 3/2011 Seo ..... D12/163  
D637,945 S \* 5/2011 Nakagawa ..... D12/169  
D656,871 S \* 4/2012 Fetherston et al. .... D12/169

**FOREIGN PATENT DOCUMENTS**

JP D1346802 S 12/2008

**OTHER PUBLICATIONS**

<http://www.netcarshow.com/infiniti/2009-fx37/1024x768/wallpaper01.htm>.  
<http://www.netcarshow.com/infiniti/2009-fx37/1024x768/wallpaper05.htm>.

\* cited by examiner

*Primary Examiner* — Melody N Brown

(74) *Attorney, Agent, or Firm* — Global IP Counselors, LLP

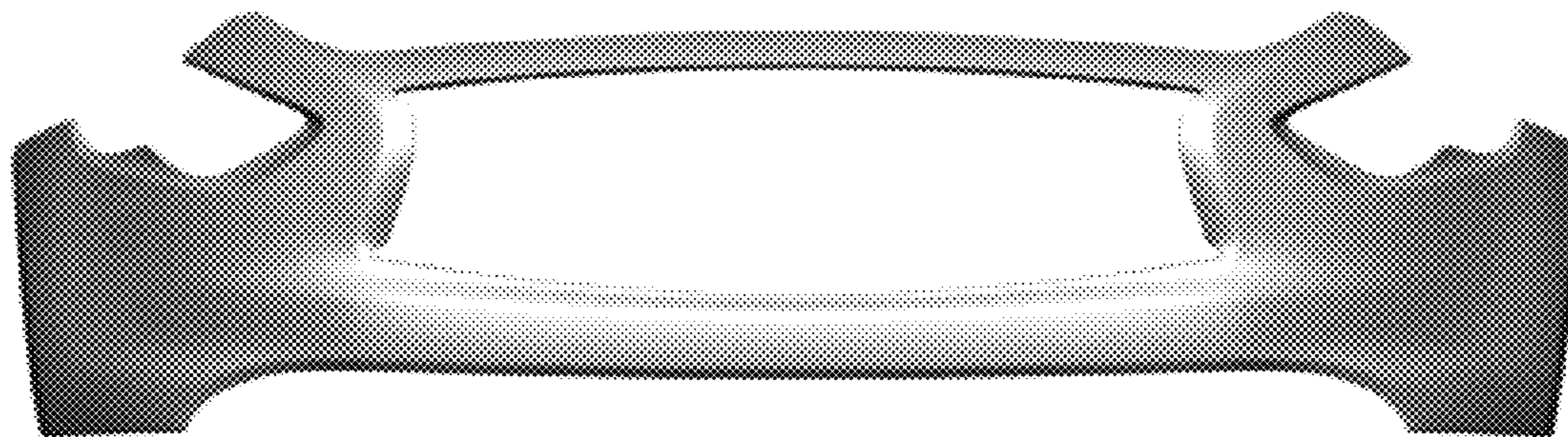
(57) **CLAIM**

The ornamental design for a front bumper for an automobile, as shown and described.

**DESCRIPTION**

FIG. 1 is a front elevational view of a front bumper for an automobile showing my new design;  
FIG. 2 is a rear elevational view thereof;  
FIG. 3 is a top plan view thereof;  
FIG. 4 is a bottom plan view thereof;  
FIG. 5 is a left side elevational view thereof;  
FIG. 6 is a right side elevational view thereof;  
FIG. 7 is a front, right and top perspective view thereof; and,  
FIG. 8 is a front, left and bottom perspective view thereof.

**1 Claim, 8 Drawing Sheets**



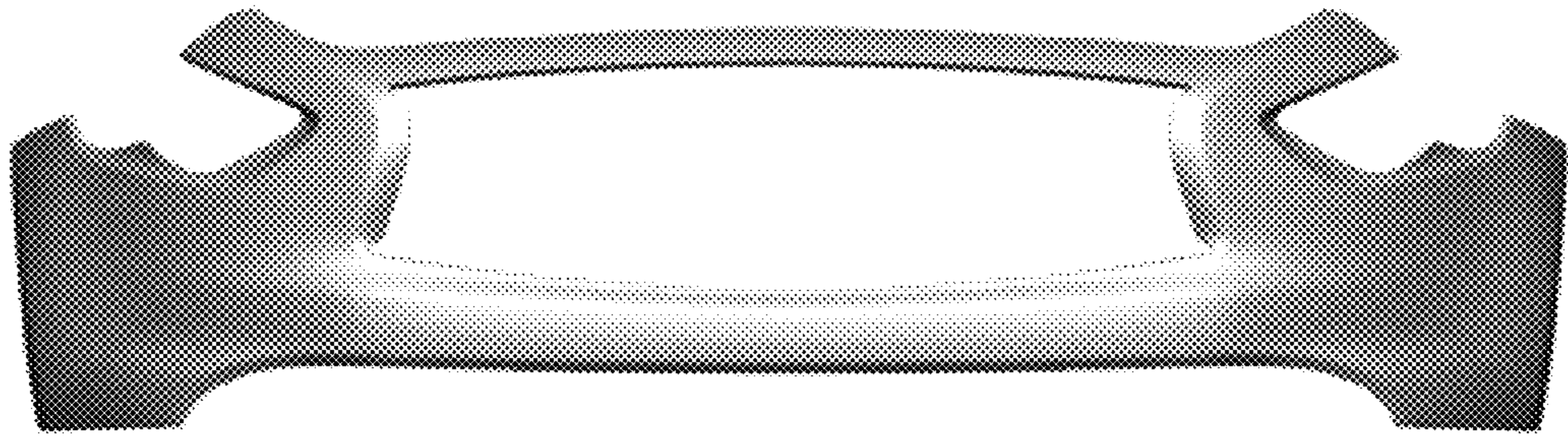


FIG. 1

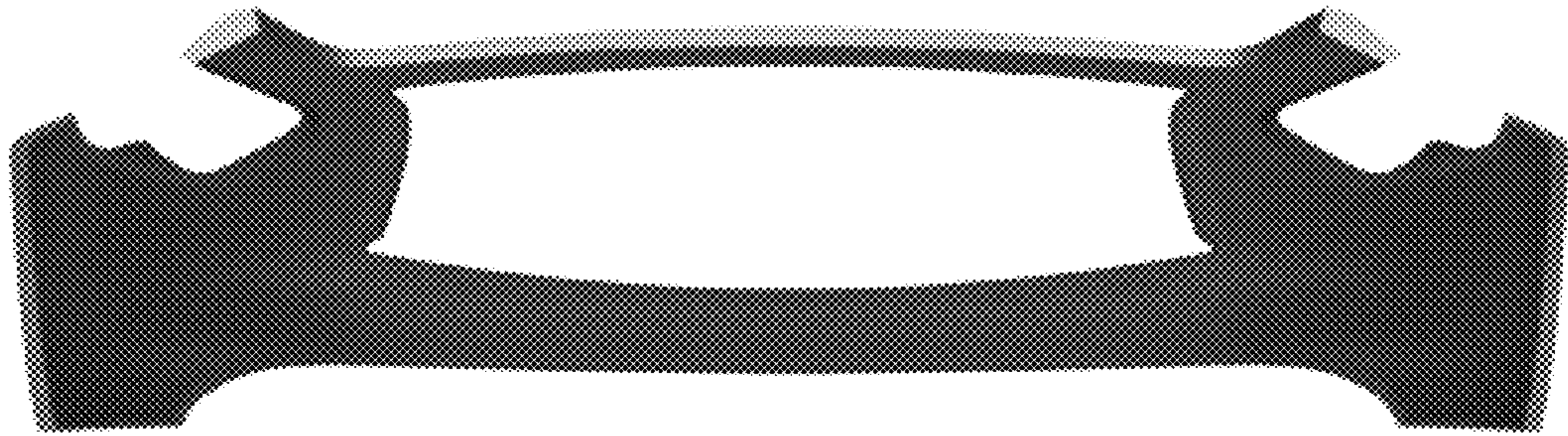


FIG. 2






FIG. 3




FIG. 4




FIG. 5




FIG. 6




FIG. 7






FIG. 8