



US00D671861S

(12) **United States Design Patent**  
**Perreault et al.**

(10) **Patent No.:** **US D671,861 S**  
(45) **Date of Patent:** **\*\* Dec. 4, 2012**

- (54) **BUCKLE CLOSURE**
- (75) Inventors: **Jesse Perreault**, Madison, WI (US);  
**David J. Schofield**, Delavan, WI (US);  
**Scott D. Kolasa**, Mount Prospect, IL (US)
- (73) Assignee: **Trek Bicycle Corporation**, Waterloo, WI (US)
- (\*\*) Term: **14 Years**
- (21) Appl. No.: **29/399,584**
- (22) Filed: **Aug. 16, 2011**
- (51) **LOC (9) Cl.** ..... **02-07**
- (52) **U.S. Cl.** ..... **D11/216**
- (58) **Field of Classification Search** ..... D11/1-2,  
D11/200-201, 206-210, 214-218; 24/163 R,  
24/169-171, 173, 177-179, 191, 194-195,  
24/197, 200, 614-616, 625, 198  
See application file for complete search history.

- 5,131,122 A 7/1992 Lavato
- 5,144,725 A 9/1992 Krauss
- 5,222,279 A 6/1993 Frano et al.
- D341,105 S 11/1993 Lovato
- 5,291,638 A 3/1994 Huang
- 5,419,020 A 5/1995 Murai
- 5,469,583 A 11/1995 Akeley et al.
- 5,551,094 A 9/1996 Navone
- 5,638,551 A 6/1997 Lallemand
- 5,659,900 A 8/1997 Arney et al.
- 5,704,072 A 1/1998 Garneau
- 5,729,877 A 3/1998 Kong et al.
- 5,774,901 A 7/1998 Minami

(Continued)

**FOREIGN PATENT DOCUMENTS**

DE 102008020947 A1 10/2009

(Continued)

*Primary Examiner* — Ralf Seifert

(74) *Attorney, Agent, or Firm* — Boyle Fredickson, S.C.

(57) **CLAIM**

The ornamental design for a buckle closure, substantially as shown and described.

**DESCRIPTION**

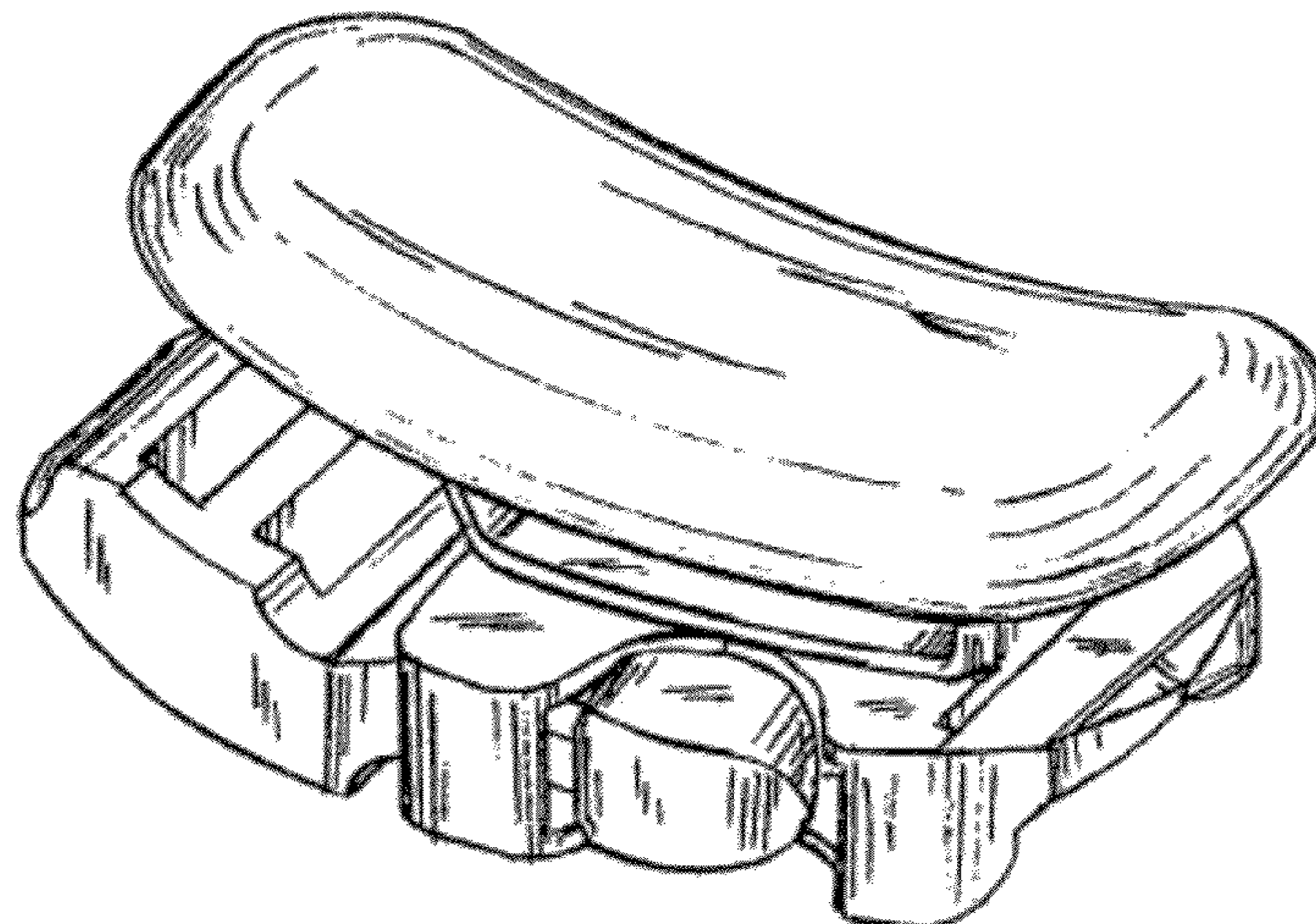
FIG. 1 is a perspective view of a buckle closure with a standoff according to the present invention;  
 FIG. 2 is a plan view of a top side of the buckle closure shown in FIG. 1;  
 FIG. 3 is an elevation view of a front side of the buckle closure shown in FIG. 1;  
 FIG. 4 is an elevation view of a left side of the buckle closure shown in FIG. 1;  
 FIG. 5 is an elevation view of a right side of the buckle closure shown in FIG. 1; and,  
 FIG. 6 is an elevation view of a bottom side of the buckle closure shown in FIG. 1.

**1 Claim, 2 Drawing Sheets**

(56) **References Cited**

**U.S. PATENT DOCUMENTS**

- 407,860 A 7/1889 Grumbach
- 874,957 A 12/1907 Godley
- 1,079,080 A 11/1913 Ward
- 1,539,744 A 5/1925 Kelly
- 3,608,158 A 9/1971 Bengtsson
- 4,662,040 A 5/1987 Terrell et al.
- 4,672,725 A 6/1987 Kasai
- 4,713,865 A 12/1987 Geldwerth
- 4,745,667 A 5/1988 Conte
- 4,796,336 A 1/1989 Scully
- 4,831,694 A 5/1989 Kong
- 4,897,888 A 2/1990 Broersma et al.
- 4,912,950 A 4/1990 Crowle
- 4,991,272 A 2/1991 Bianchi
- 5,012,533 A 5/1991 Raffler
- 5,086,547 A 2/1992 Ziemelis
- 5,123,121 A 6/1992 Broersma



# US D671,861 S

Page 2

## U.S. PATENT DOCUMENTS

5,983,405 A 11/1999 Casale  
6,159,324 A 12/2000 Watters et al.  
6,226,802 B1 5/2001 Sasaki et al.  
6,292,952 B1 9/2001 Watters et al.  
D452,834 S 1/2002 Ko  
6,351,876 B1 3/2002 Uehara  
6,532,602 B2 3/2003 Watters et al.  
6,722,544 B1 4/2004 Stephens et al.  
6,826,806 B2 12/2004 Eaton et al.  
6,854,133 B2 2/2005 Lee et al.  
6,912,736 B2 7/2005 Moeller et al.  
7,069,601 B1 7/2006 Jacobsen  
7,111,329 B2 9/2006 Stroud et al.  
7,140,049 B2 11/2006 Lang-Ree et al.  
7,178,175 B2 2/2007 Rogers et al.  
7,203,972 B2 4/2007 Pietrzak et al.  
7,222,374 B2 5/2007 Musal et al.  
7,246,383 B2 7/2007 Musal  
D560,551 S \* 1/2008 Uehara ..... D11/216

7,350,277 B1 4/2008 Canfiled et al.  
7,360,283 B2 4/2008 Yu  
7,461,527 B2 12/2008 Yu  
D591,642 S \* 5/2009 Henderson et al. .... D11/216  
D616,331 S \* 5/2010 Anscher ..... D11/216  
D619,043 S \* 7/2010 Uehara ..... D11/216  
D622,180 S \* 8/2010 Cresswell ..... D11/218  
D634,670 S \* 3/2011 Takazakura ..... D11/216  
2003/0221245 A1 12/2003 Lee et al.  
2004/0098793 A1 5/2004 Gershenson  
2007/0004210 A1 1/2007 Takemiya et al.  
2007/0157372 A1 7/2007 Musal et al.  
2009/0133183 A1 5/2009 Burek et al.

## FOREIGN PATENT DOCUMENTS

GB 2262962 A 7/1993  
WO WO 93/01732 2/1993  
WO WO 2006/110077 A1 10/2006

\* cited by examiner

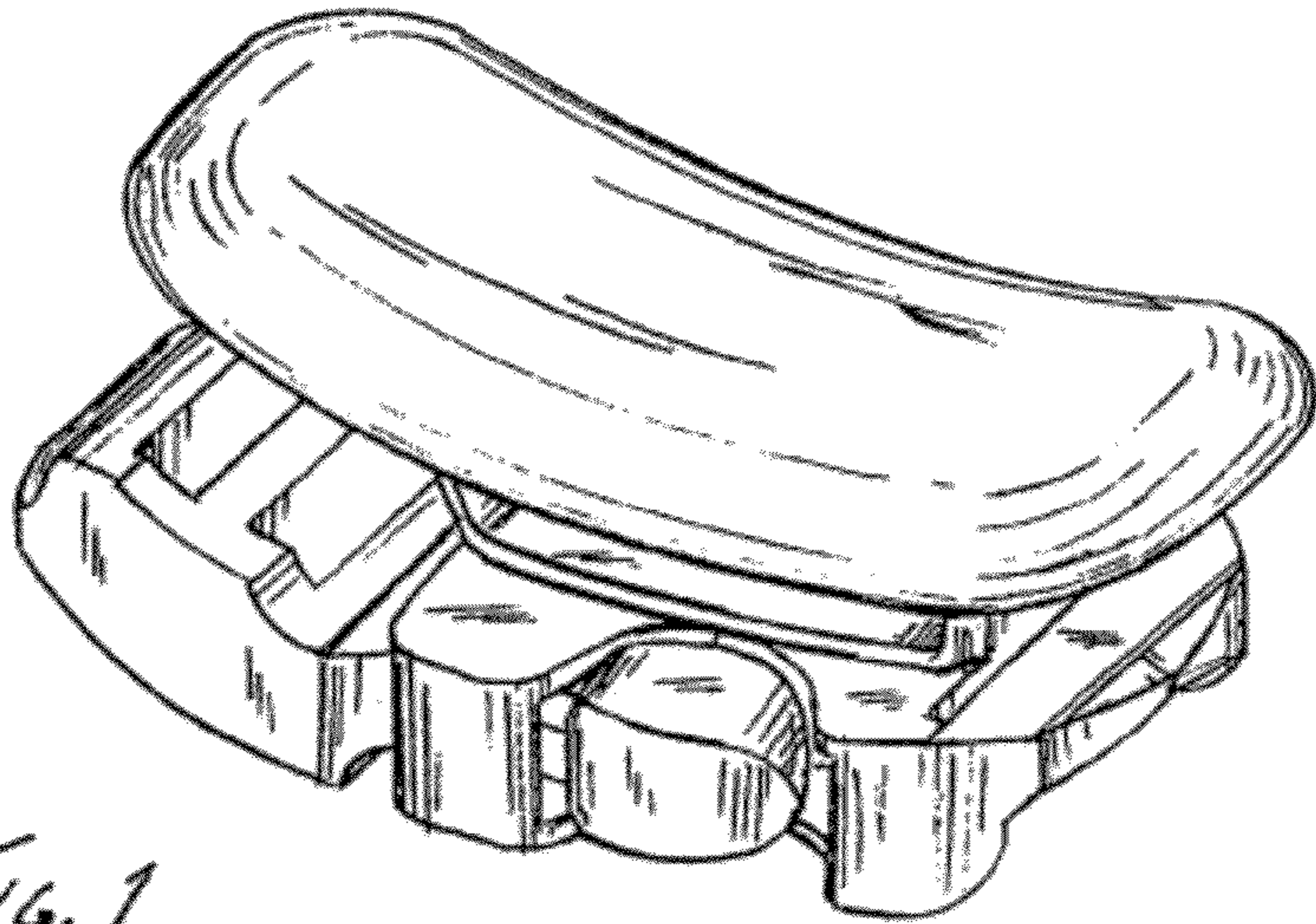


FIG. 1




FIG. 2




FIG. 3

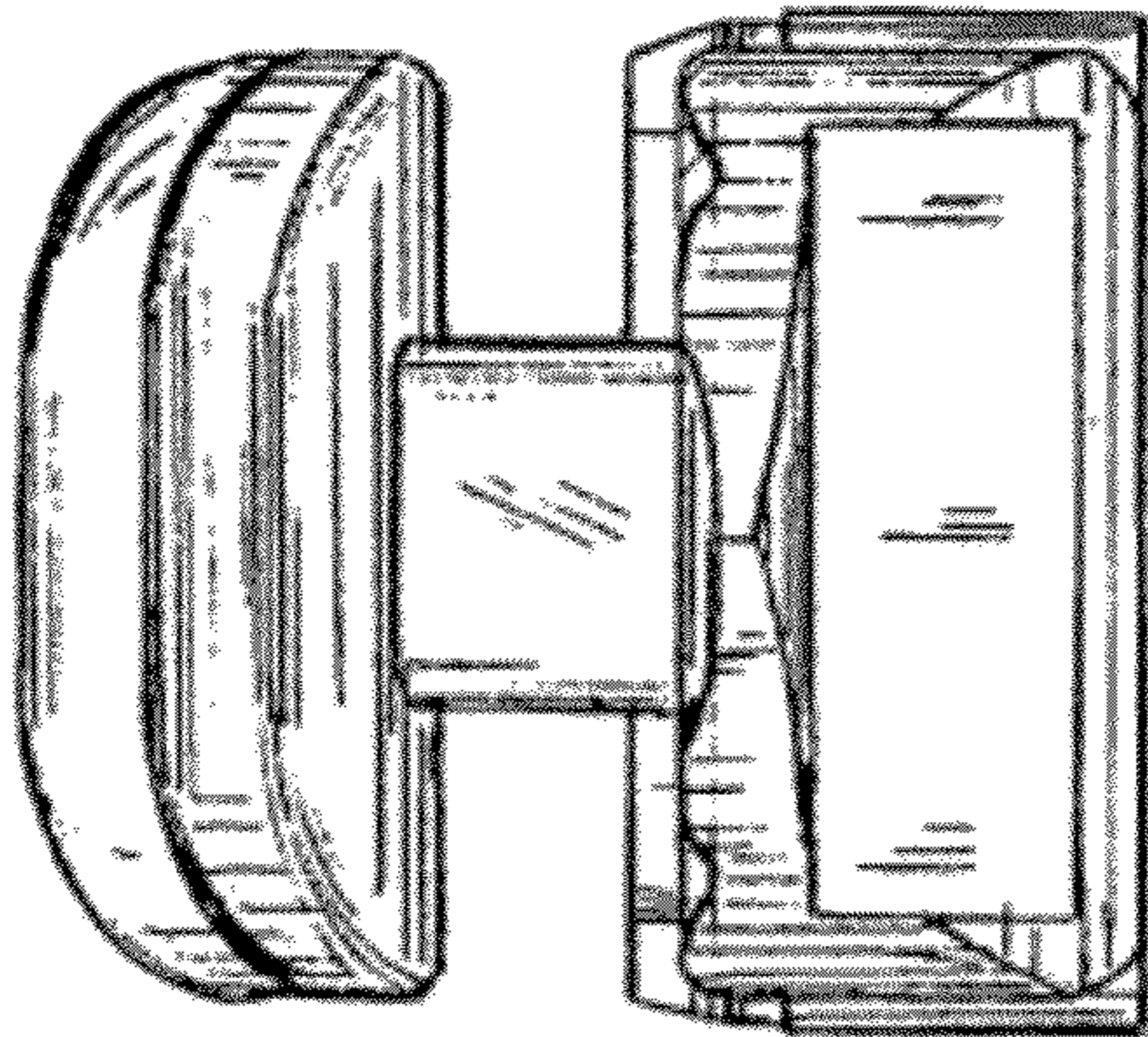


FIG. 5

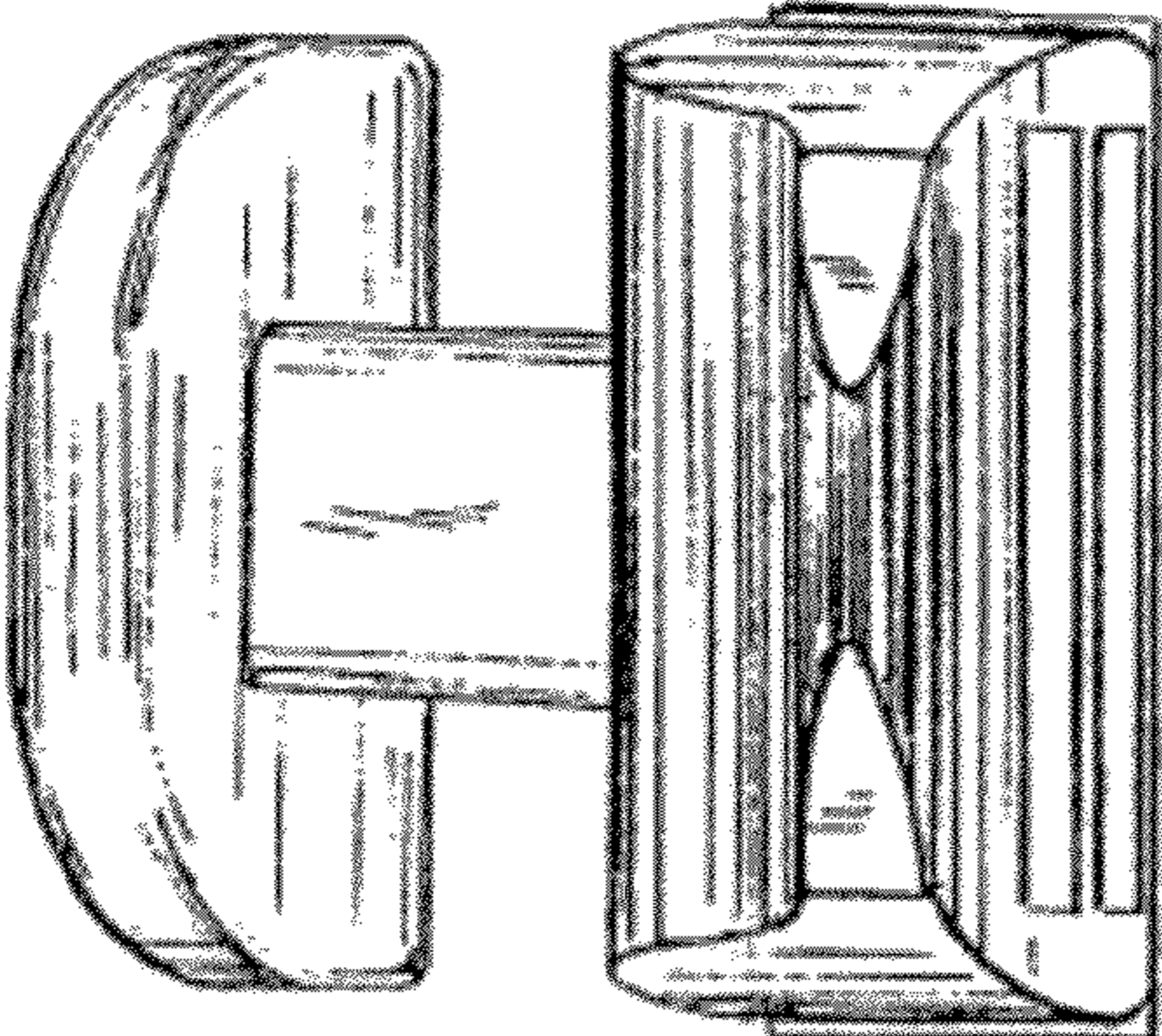


FIG. 4

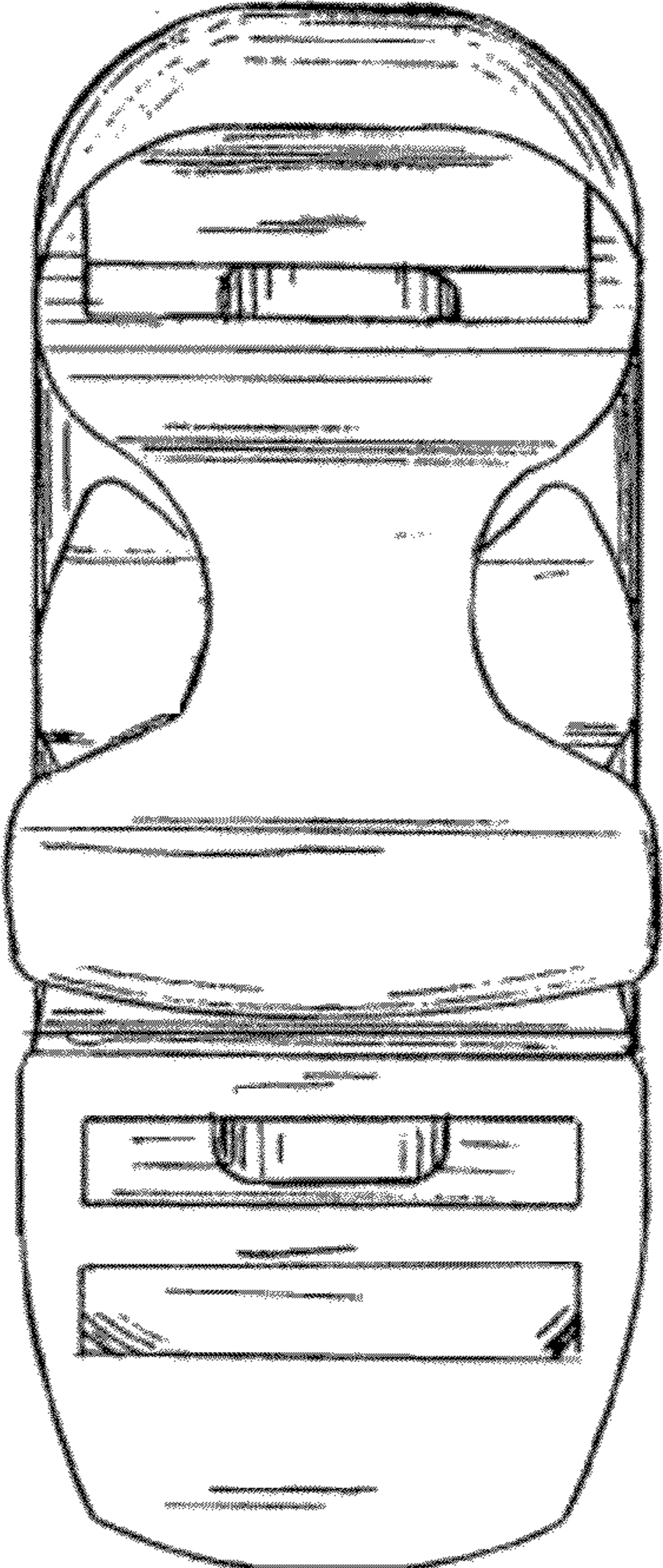


FIG. 6