



US00D671843S

(12) **United States Design Patent**  
**Plosky et al.**

(10) **Patent No.:** **US D671,843 S**

(45) **Date of Patent:** **\*\* Dec. 4, 2012**

(54) **BEVERAGE CONTAINER WITH SIDEWALL ACCESS**

(76) Inventors: **Jordan Howard Plosky**, Los Angeles, CA (US); **Charles Brown Dudley, IV**, Memphis, TN (US)

(\*\*) Term: **14 Years**

(21) Appl. No.: **29/384,994**

(22) Filed: **Feb. 7, 2011**

(51) **LOC (9) Cl.** ..... **09-01**

(52) **U.S. Cl.** ..... **D9/773**

(58) **Field of Classification Search** ..... D9/516,  
D9/518, 549, 551, 763-783; 215/381-385;  
220/660, 662, 675

See application file for complete search history.

(56) **References Cited**

U.S. PATENT DOCUMENTS

4,762,229	A	*	8/1988	Wickre	.....	206/459.5
D444,385	S	*	7/2001	Dixon, I	.....	D9/772
D462,621	S	*	9/2002	DeKoning et al.	.....	D9/560
D570,228	S	*	6/2008	van Dam	.....	D9/772
D601,436	S	*	10/2009	Stephens et al.	.....	D9/772

D605,060	S	*	12/2009	Reimer	.....	D9/766
D632,589	S	*	2/2011	George	.....	D9/772
D641,644	S	*	7/2011	George	.....	D9/772

\* cited by examiner

*Primary Examiner* — Keli L Hill

(74) *Attorney, Agent, or Firm* — Butler, Snow, O'Mara, Stevens & Cannada PLLC

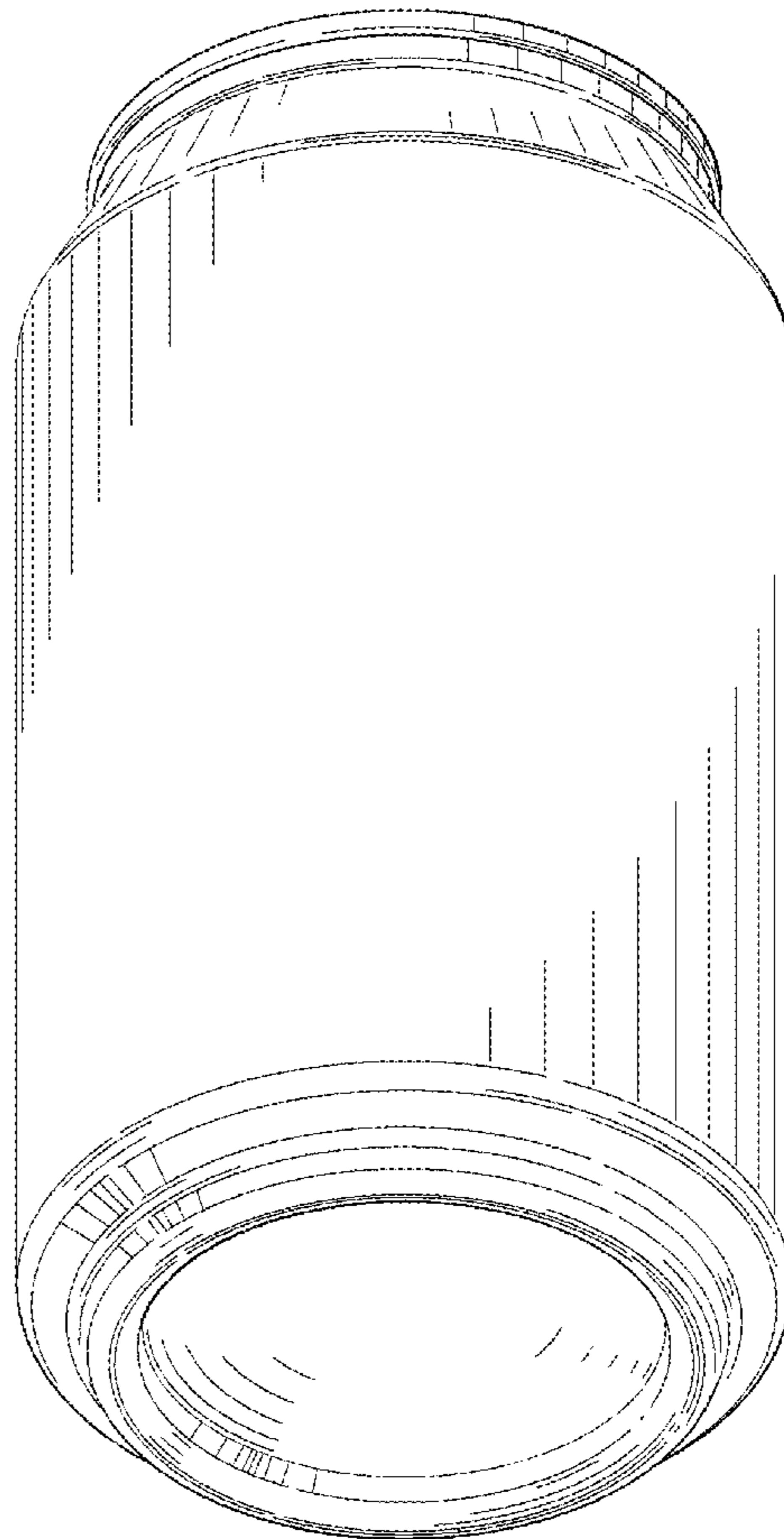
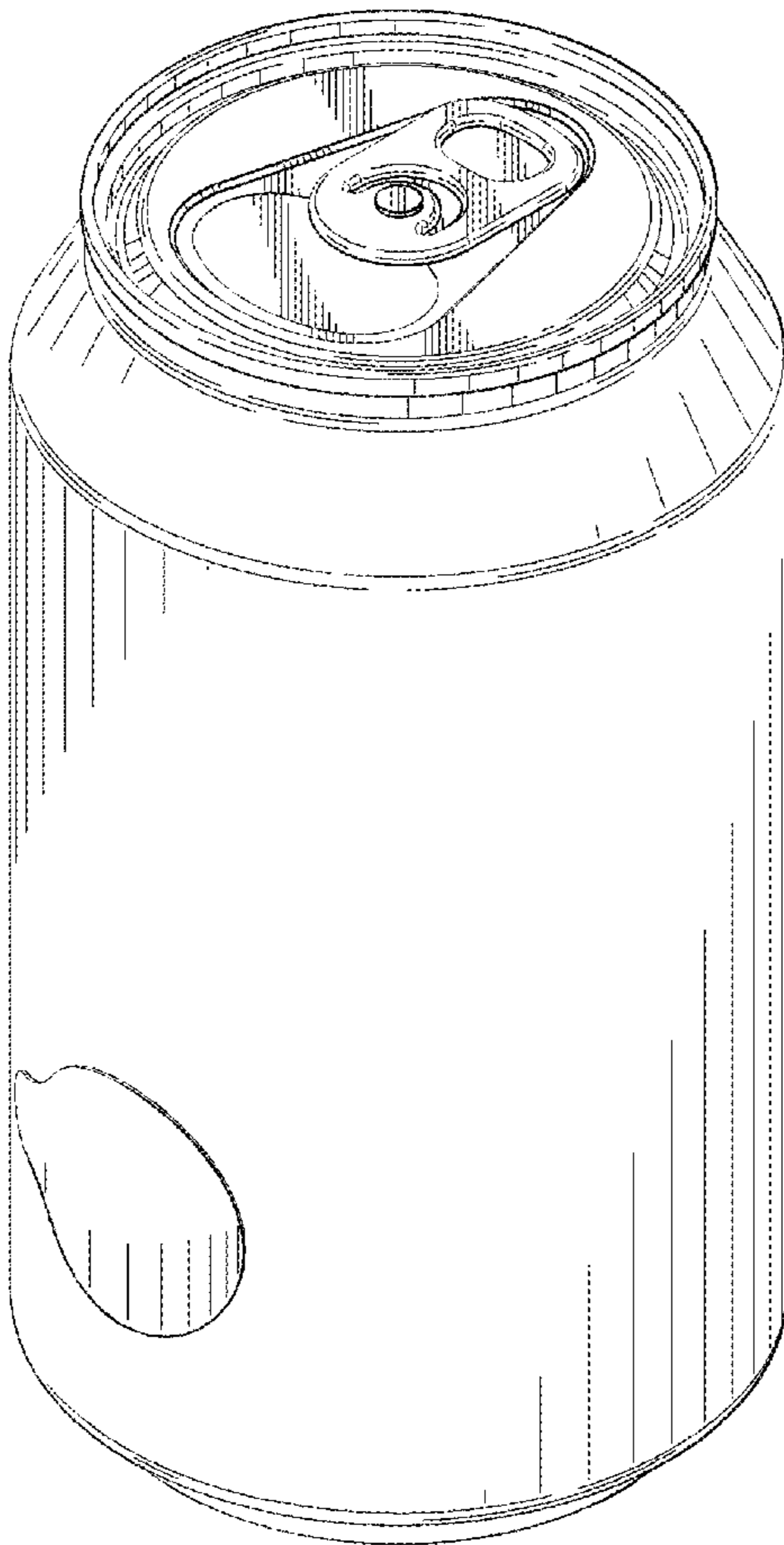
(57) **CLAIM**

The ornamental design for a beverage container with sidewall access, as shown and described.

**DESCRIPTION**

FIG. 1 is a top perspective view of a beverage container with sidewall access, showing our new design; FIG. 2 is a bottom perspective view thereof; FIG. 3 is a front elevational view thereof; FIG. 4 is a right side elevational view thereof; FIG. 5 is a rear elevational view thereof; FIG. 6 is a left side elevational view thereof; FIG. 7 is a top plan view thereof; FIG. 8 is a bottom plan view thereof; and, FIG. 9 is a front elevational view thereof, with the side tab shown partially pulled back.

**1 Claim, 8 Drawing Sheets**



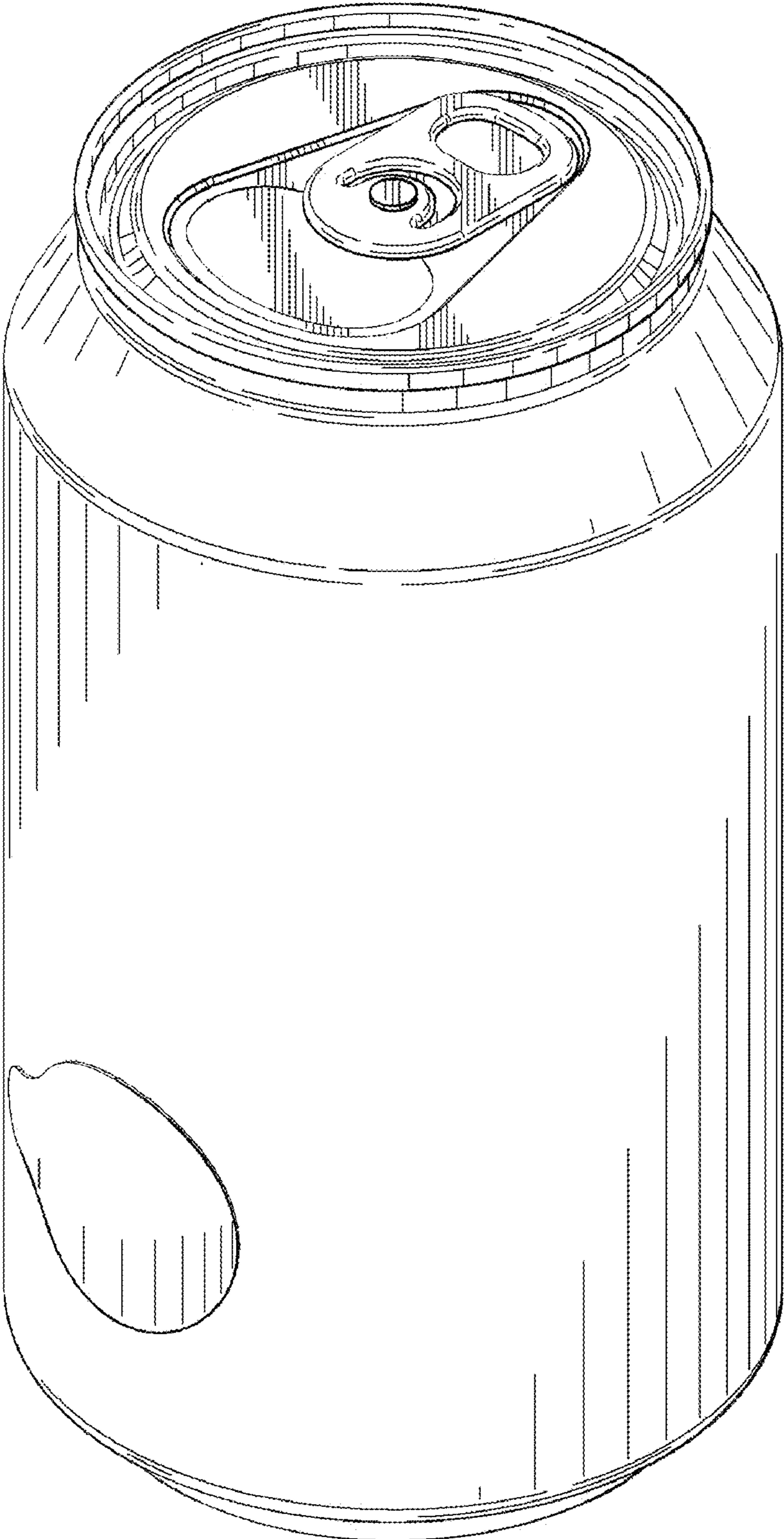


FIG. 1




FIG. 2




FIG. 3




FIG. 4




FIG. 5




FIG. 6

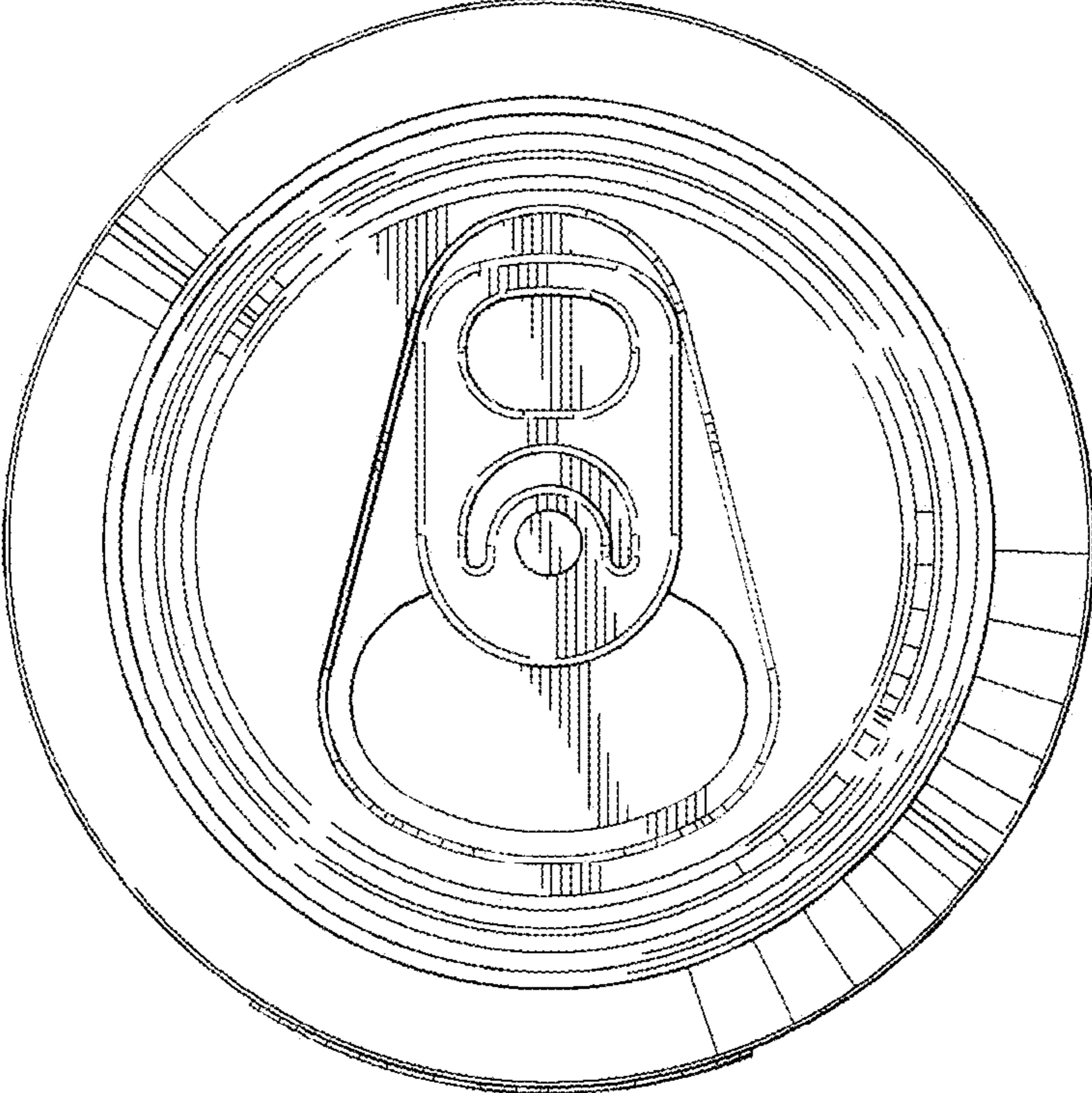


FIG. 7

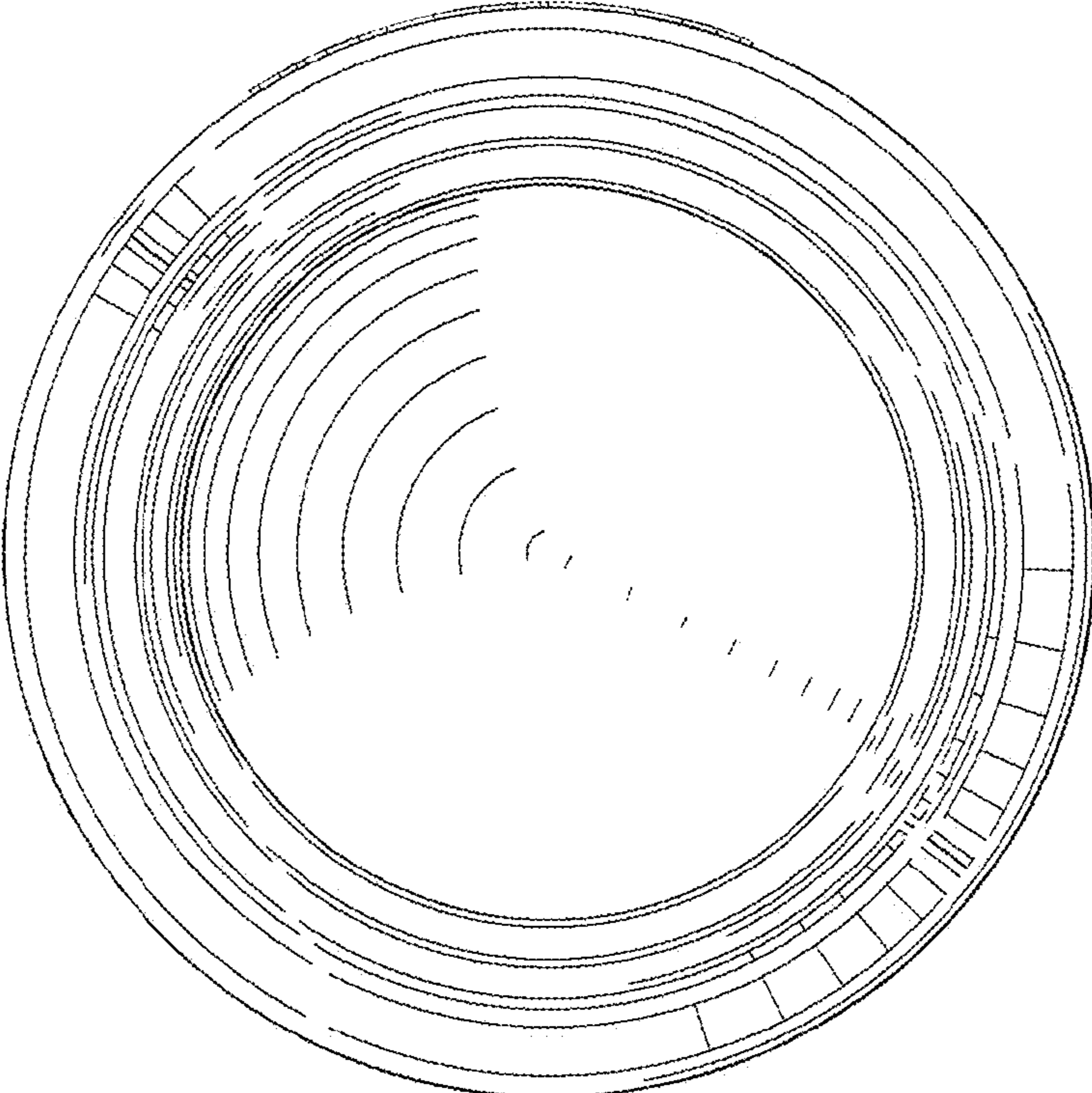


FIG. 8






FIG. 9