

US00D671809S

(12) **United States Design Patent**
Huang

(10) **Patent No.:** **US D671,809 S**

(45) **Date of Patent:** **** *Dec. 4, 2012**

(54) **GARDEN SHEARS**

(75) Inventor: **Yao-Chung Huang**, Changhua (TW)

(73) Assignee: **Ho Cheng Garden Tools Co., Ltd.**,
Changhua (TW)

(*) Notice: This patent is subject to a terminal disclaimer.

(**) Term: **14 Years**

(21) Appl. No.: **29/389,524**

(22) Filed: **Apr. 13, 2011**

(51) **LOC (9) Cl.** **08-05**

(52) **U.S. Cl.** **D8/5**

(58) **Field of Classification Search** D8/5, 52,
D8/54, 58; 30/131, 260, 262, 193-194, 296.1,
30/134, 251-252, 254
See application file for complete search history.

(56) **References Cited**

U.S. PATENT DOCUMENTS

D344,220 S * 2/1994 Wensley et al. D8/5
D354,205 S * 1/1995 Wensley et al. D8/5
D393,401 S * 4/1998 Clivio D8/5

D429,127 S * 8/2000 Deville D8/5
D482,580 S * 11/2003 Richwine et al. D8/5
D483,235 S * 12/2003 Deville D8/5
6,789,324 B2 * 9/2004 Linden et al. 30/245
D622,112 S * 8/2010 Goetz et al. D8/5

* cited by examiner

Primary Examiner — Holly Baynham

Assistant Examiner — Sheryl Lane

(74) *Attorney, Agent, or Firm* — Che-Yang Chen; Law
Office of Michael Chen

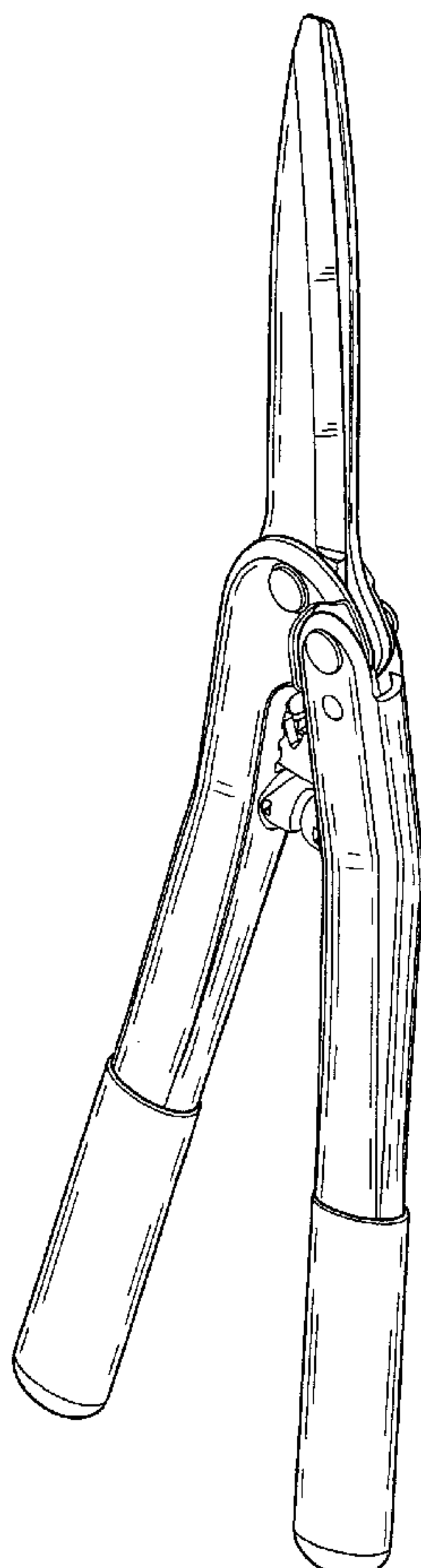
(57) **CLAIM**

The ornamental design for a garden shears, as shown and described.

DESCRIPTION

FIG. 1 is a perspective view of a garden shears showing my new design;
FIG. 2 is a front view of the shears shown in FIG. 1;
FIG. 3 is a rear view of the shears shown in FIG. 1;
FIG. 4 is a left side view of the shears shown in FIG. 1;
FIG. 5 is a right side view of the shears shown in FIG. 1;
FIG. 6 is a top view of the shears shown in FIG. 1; and,
FIG. 7 is a bottom view of the shears shown in FIG. 1.

1 Claim, 4 Drawing Sheets



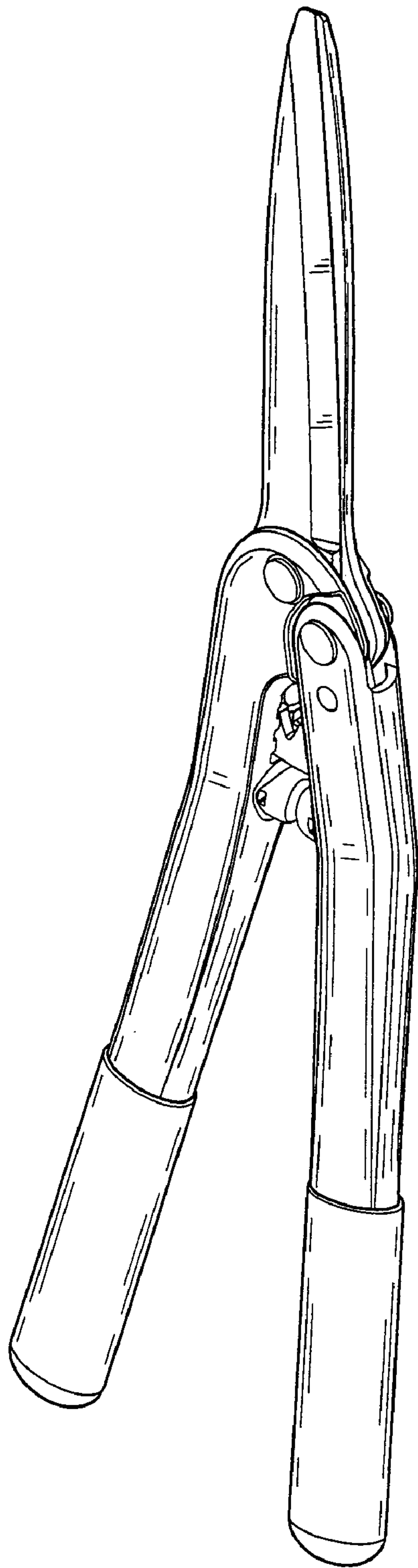


FIG. 1

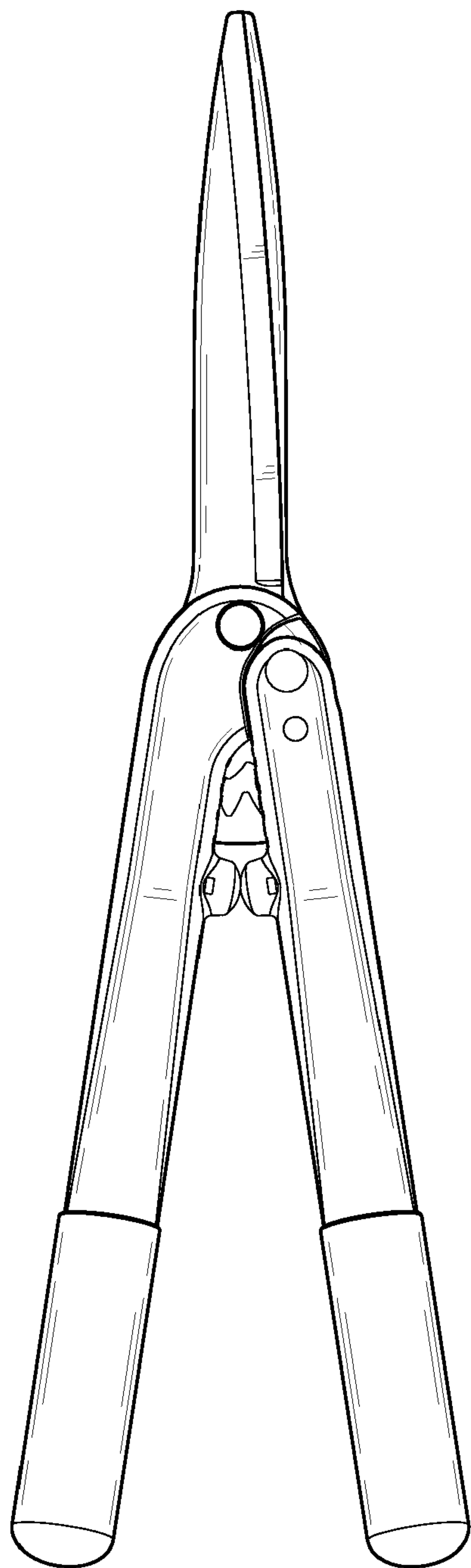


FIG. 2

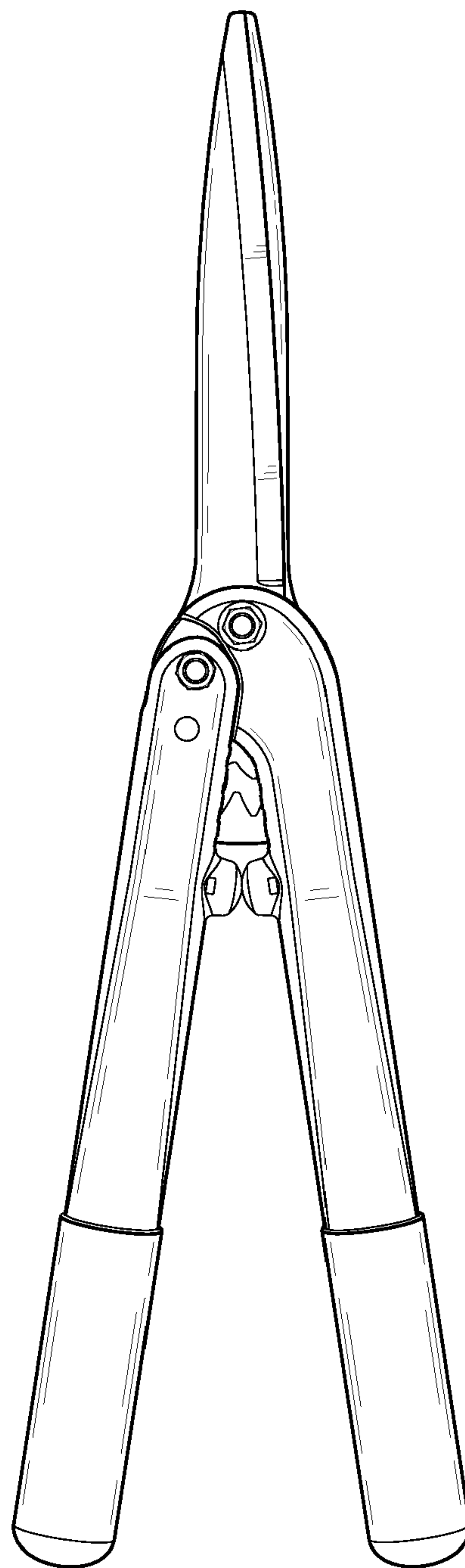


FIG. 3

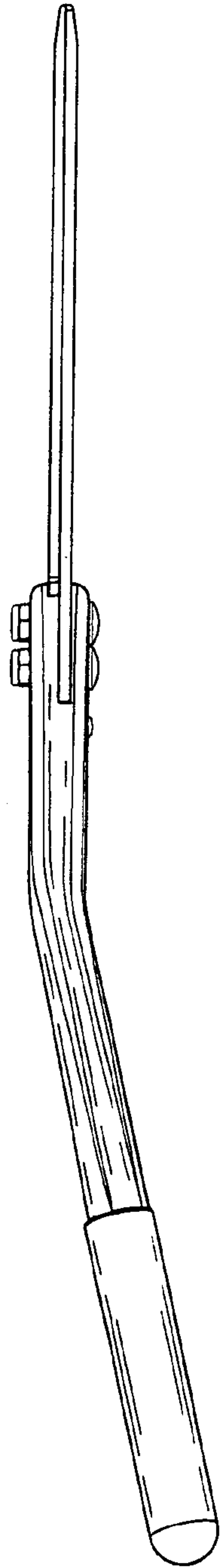


FIG. 4

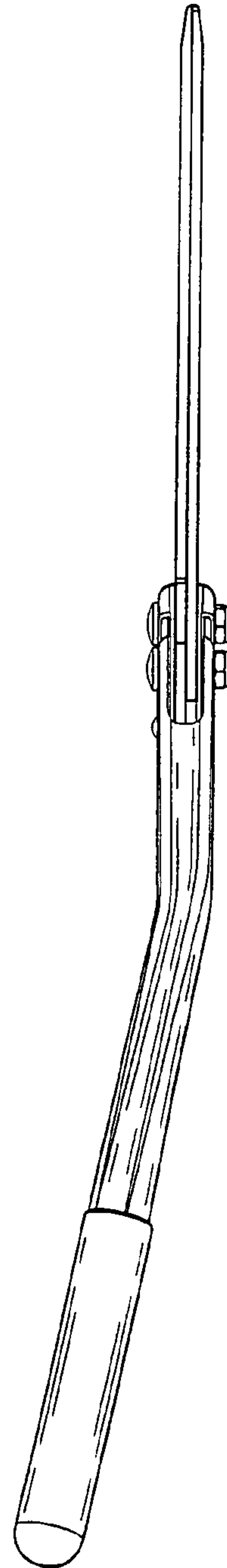


FIG. 5

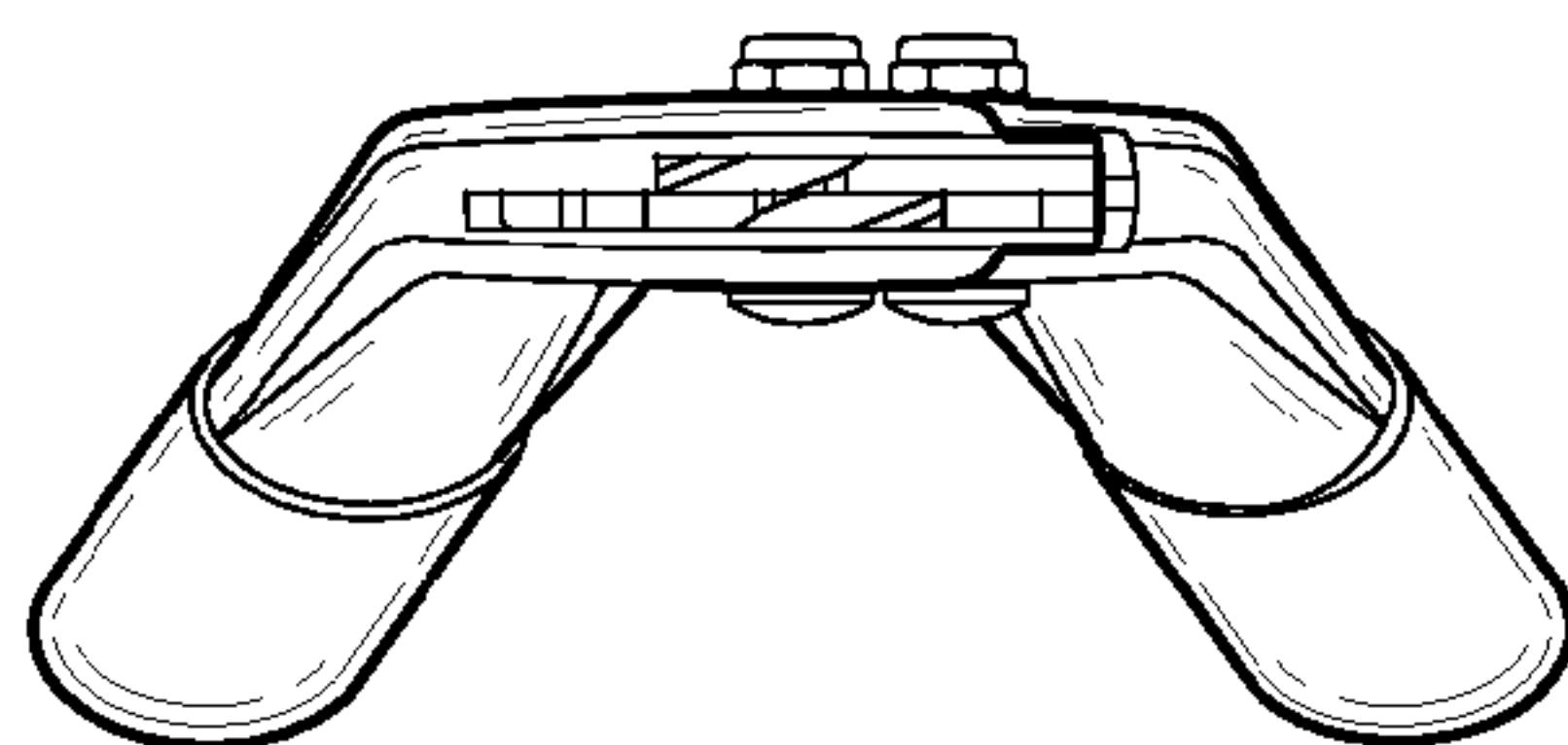


FIG. 6

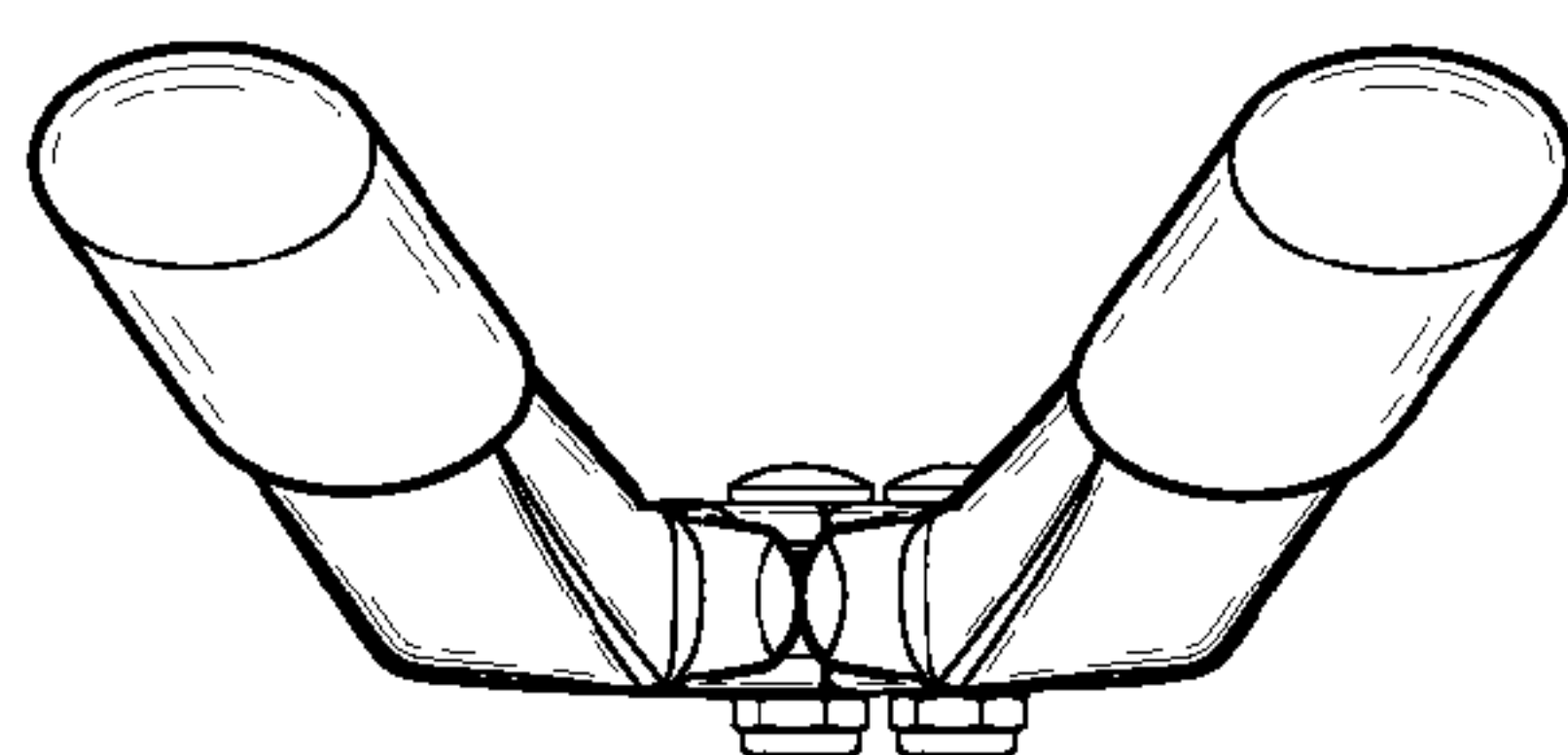


FIG. 7