



US00D671798S

(12) **United States Design Patent**
Carroll

(10) **Patent No.:** **US D671,798 S**
(45) **Date of Patent:** **** Dec. 4, 2012**

(54) **UNIVERSAL POT AND LID HANGER**

(76) Inventor: **Paul R. Carroll**, Denver, CO (US)

(**) Term: **14 Years**

(21) Appl. No.: **29/418,550**

(22) Filed: **Apr. 18, 2012**

(51) **LOC (9) Cl.** **07-99**

(52) **U.S. Cl.** **D7/601**

(58) **Field of Classification Search** D7/601,
D7/637-641, 704; D6/566, 573; 211/41.2,
211/41.1, 41.11, 41.7, 181.1; 248/206.2,
248/302, 309.1, 175, 176.1, 176.2

See application file for complete search history.

(56) **References Cited**

U.S. PATENT DOCUMENTS

1,842,118	A *	1/1932	Resnik et al.	211/41.11
1,986,486	A *	1/1935	Swanson	211/41.11
2,662,717	A *	12/1953	Johnson	211/41.11
4,775,124	A *	10/1988	Hicks	248/175
4,893,771	A *	1/1990	Kaneshiro	248/176.1
D311,651	S *	10/1990	Fetty	D7/601
D367,000	S *	2/1996	Martin	D7/619.1
5,683,010	A	11/1997	Boyajian, Jr.		
D398,483	S *	9/1998	Stocco	D7/601
5,810,308	A *	9/1998	Lam	248/302
D405,652	S *	2/1999	Tsoi	D7/624.1
D481,264	S *	10/2003	Morgan	D7/601
2006/0261021	A1	11/2006	Stagnaro		
2009/0057246	A1	3/2009	Kraft		

* cited by examiner

Primary Examiner — Terry Wallace

(74) *Attorney, Agent, or Firm* — R. Ruschena Patent Agent, LLC

(57) **CLAIM**

The ornamental design for a universal pot and lid hanger, as shown and described.

DESCRIPTION

FIG. 1 is a front view of a first embodiment of a universal pot and lid hanger showing the bent wire to form an eyehook which supports the hook to which the pan is attached;

FIG. 2 is a side view of the first embodiment of a universal pot and lid hanger;

FIG. 3 is a side view of the first embodiment of a universal pot and lid hanger showing the use of the article holding a pot and related lid;

FIG. 4 is a front view of a second embodiment of a universal pot and lid hanger; made by welding the bent wires to the top to support the hook to which the pan is attached;

FIG. 5 is a side view of the second embodiment of a universal pot and lid hanger; and,

FIG. 6 is a side view of the second embodiment of a universal pot and lid hanger showing the use of the article holding a pot and related lid.

The broken lines are for illustrative purposes only and form no part of the claimed design.

The intended use of the article is to suspend to a hanging bar a set of a pot and matching lid held together.

The first embodiment of the article is made by bending the wire to form an eyehook which supports the hook to which the pan is attached.

The second embodiment of the article is made by welding the bent wires to the top to support the hook to which the pan is attached.

One size of this article will hold any size or shape of pots and lids.

1 Claim, 6 Drawing Sheets

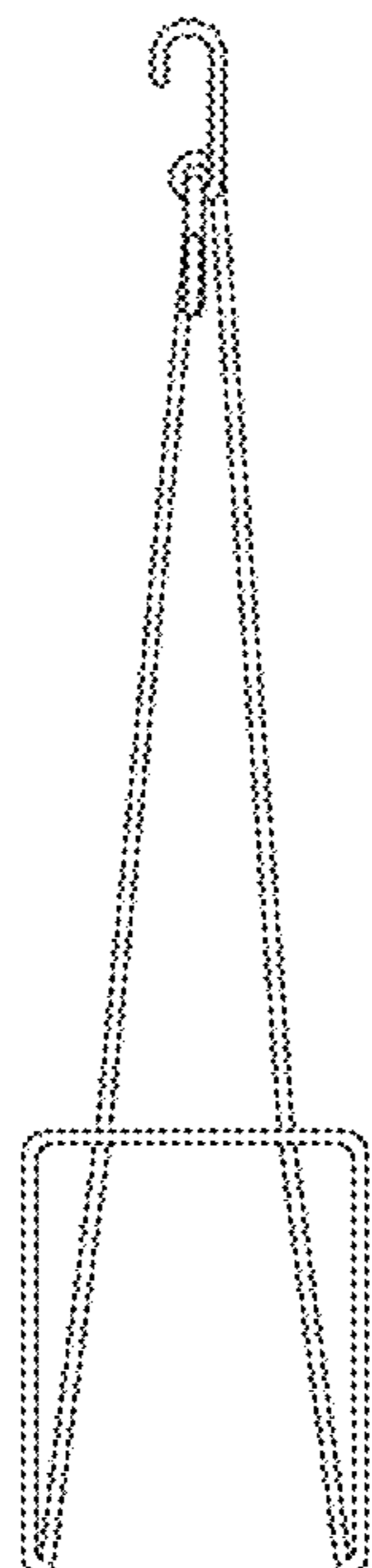




Fig. 1


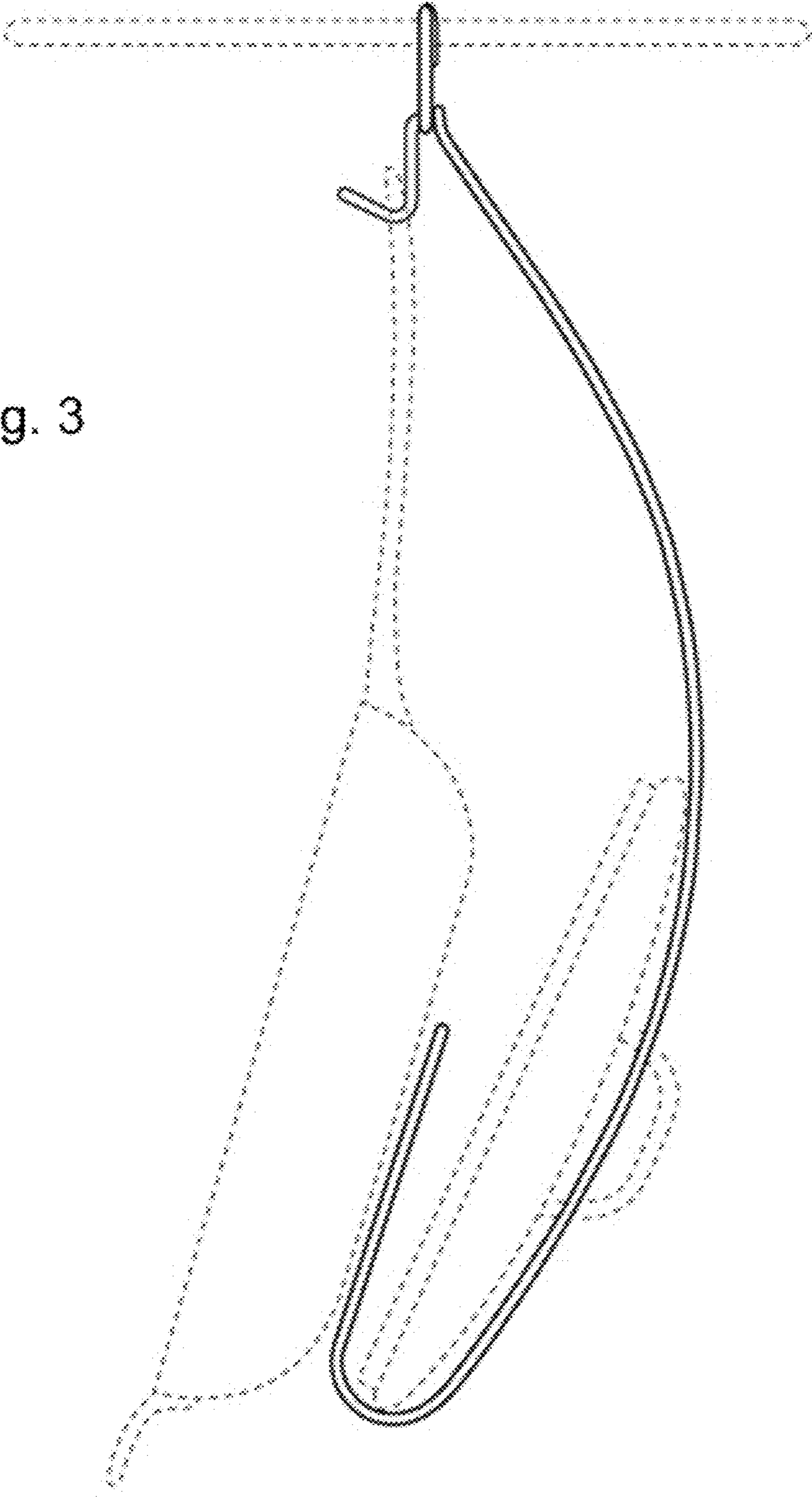


Fig. 2

Fig. 3



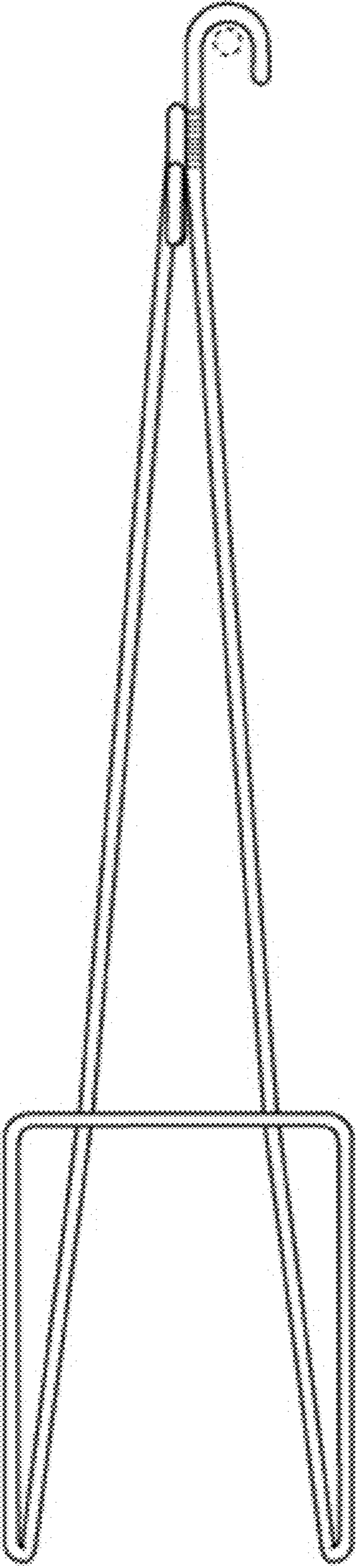


Fig. 4

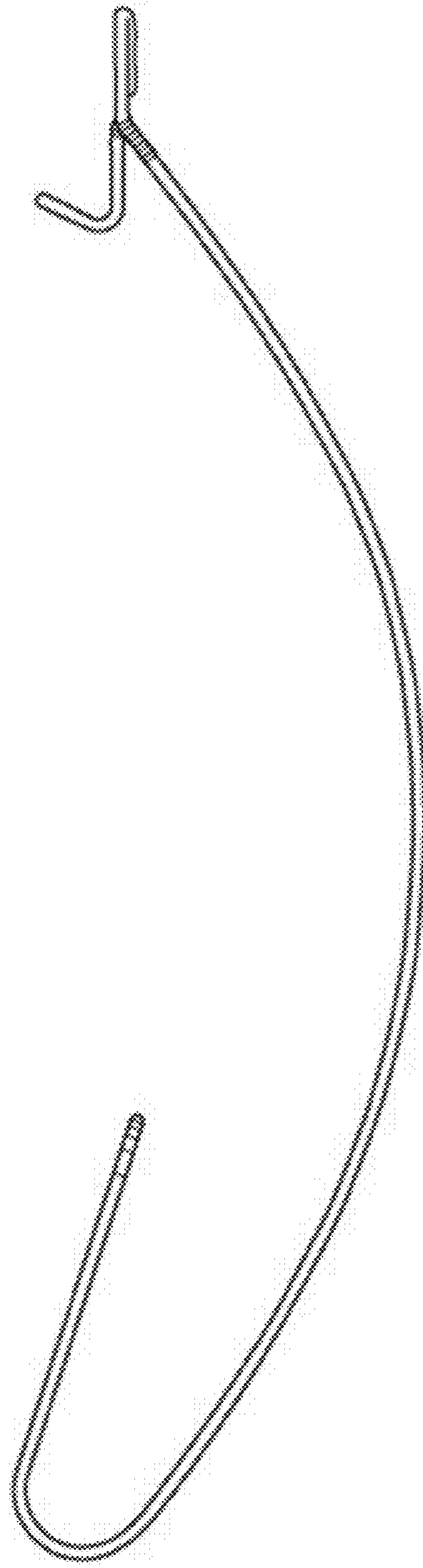


Fig. 5

Fig. 6

