



US00D671794S

(12) **United States Design Patent**  
**Rae**

(10) **Patent No.:** **US D671,794 S**  
(45) **Date of Patent:** **\*\* Dec. 4, 2012**

- (54) **COOKWARE LID HANDLE**
- (75) Inventor: **Robert A. Rae**, Las Vegas, NV (US)
- (73) Assignee: **Meyer Intellectual Properties Limited**  
(VG)
- (\*\*) Term: **14 Years**
- (21) Appl. No.: **29/415,266**
- (22) Filed: **Mar. 8, 2012**
- (51) **LOC (9) Cl.** ..... **07-02**
- (52) **U.S. Cl.** ..... **D7/393**
- (58) **Field of Classification Search** ..... D7/354-358,  
D7/359-361, 391, 393, 402, 405, 406, 682;  
D8/107, 307, 300, 310, 311, 314; D13/171,  
D13/174; 16/110 R, 114 R, 118, 121, 309,  
16/311, 312, 315, 320, 430, 431, 441; 74/548,  
74/553, 558.5; 200/18, 61.8, 336-338, 564-570;  
220/573.1-573.5, 752, 753, 755, 912; D9/439  
See application file for complete search history.

(56) **References Cited**

**U.S. PATENT DOCUMENTS**

|              |        |                |       |         |
|--------------|--------|----------------|-------|---------|
| D268,516 S * | 4/1983 | Thompson       | ..... | D23/254 |
| D338,388 S * | 8/1993 | Bengtson       | ..... | D23/250 |
| D429,991 S * | 8/2000 | Short          | ..... | D8/307  |
| D444,028 S * | 6/2001 | Rae            | ..... | D7/393  |
| D549,544 S * | 8/2007 | Mattson et al. | ..... | D8/307  |

|              |         |            |       |        |
|--------------|---------|------------|-------|--------|
| D551,934 S * | 10/2007 | Krumpe     | ..... | D8/307 |
| D570,184 S * | 6/2008  | Ricereto   | ..... | D8/307 |
| D577,953 S * | 10/2008 | Plichon    | ..... | D7/393 |
| D580,733 S * | 11/2008 | Hanes      | ..... | D8/307 |
| D598,267 S * | 8/2009  | Menzies    | ..... | D8/307 |
| D606,381 S * | 12/2009 | Menzies    | ..... | D8/307 |
| D645,723 S * | 9/2011  | Roe et al. | ..... | D8/307 |

\* cited by examiner

*Primary Examiner* — Cynthia M Chin

(74) *Attorney, Agent, or Firm* — Edward S. Sherman


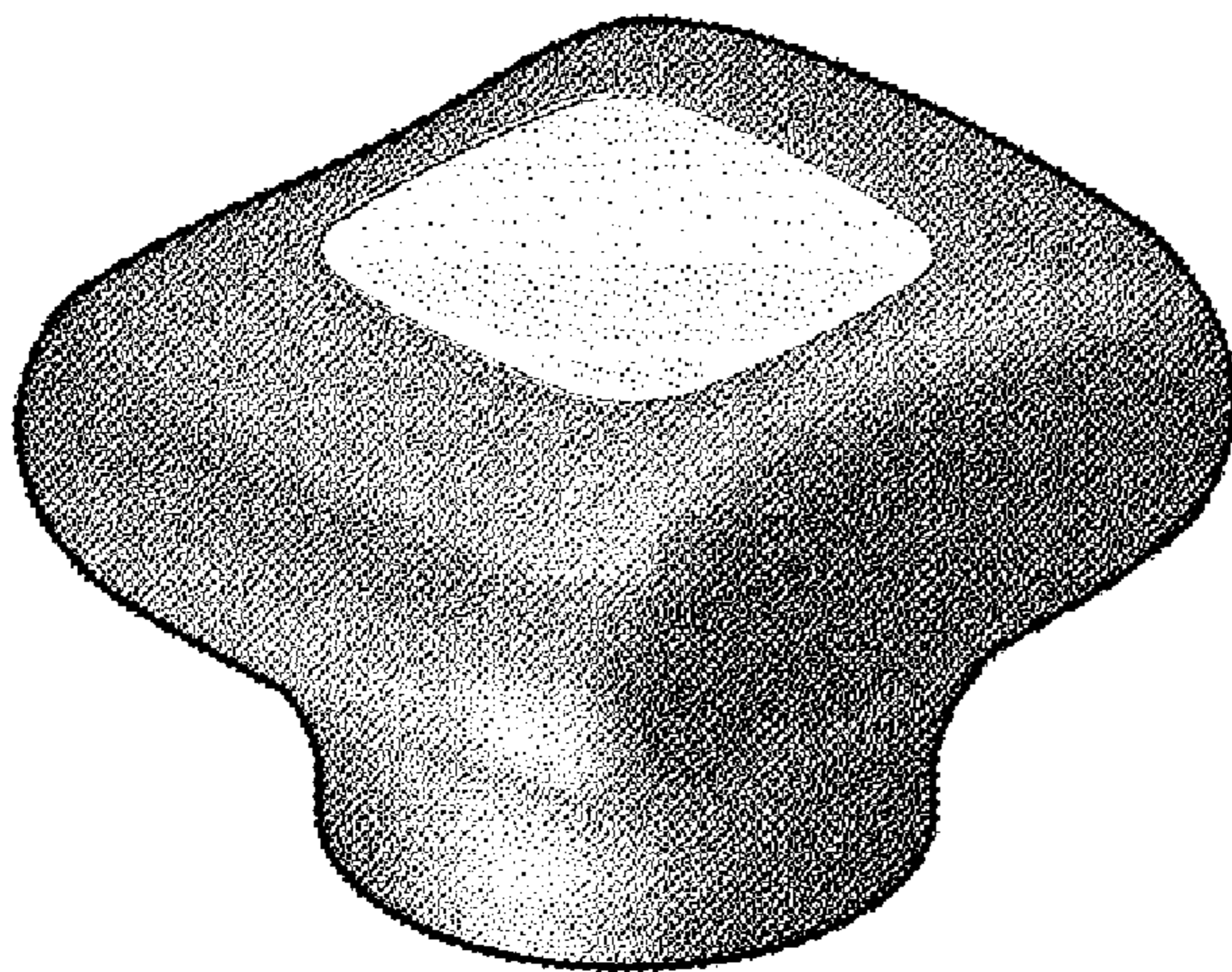
(57) **CLAIM**

The ornamental design for a cookware lid handle, as shown and described.

**DESCRIPTION**

FIG. 1 is a perspective view of the cookware lid handle, showing my new design;  
 FIG. 2 is a front elevation view thereof, the back elevation view being the mirror image thereof;  
 FIG. 3 is a top plan view thereof;  
 FIG. 4 is a bottom plan view thereof; and,  
 FIG. 5 is a right side elevation view thereof; the left side elevation view being the mirror image thereof.  
 The broken lines in FIGS. 4 are for illustrative purposes only, depicting the environment of the new design, forming no part thereof as claimed.

**1 Claim, 2 Drawing Sheets**






FIG. 3




FIG. 2

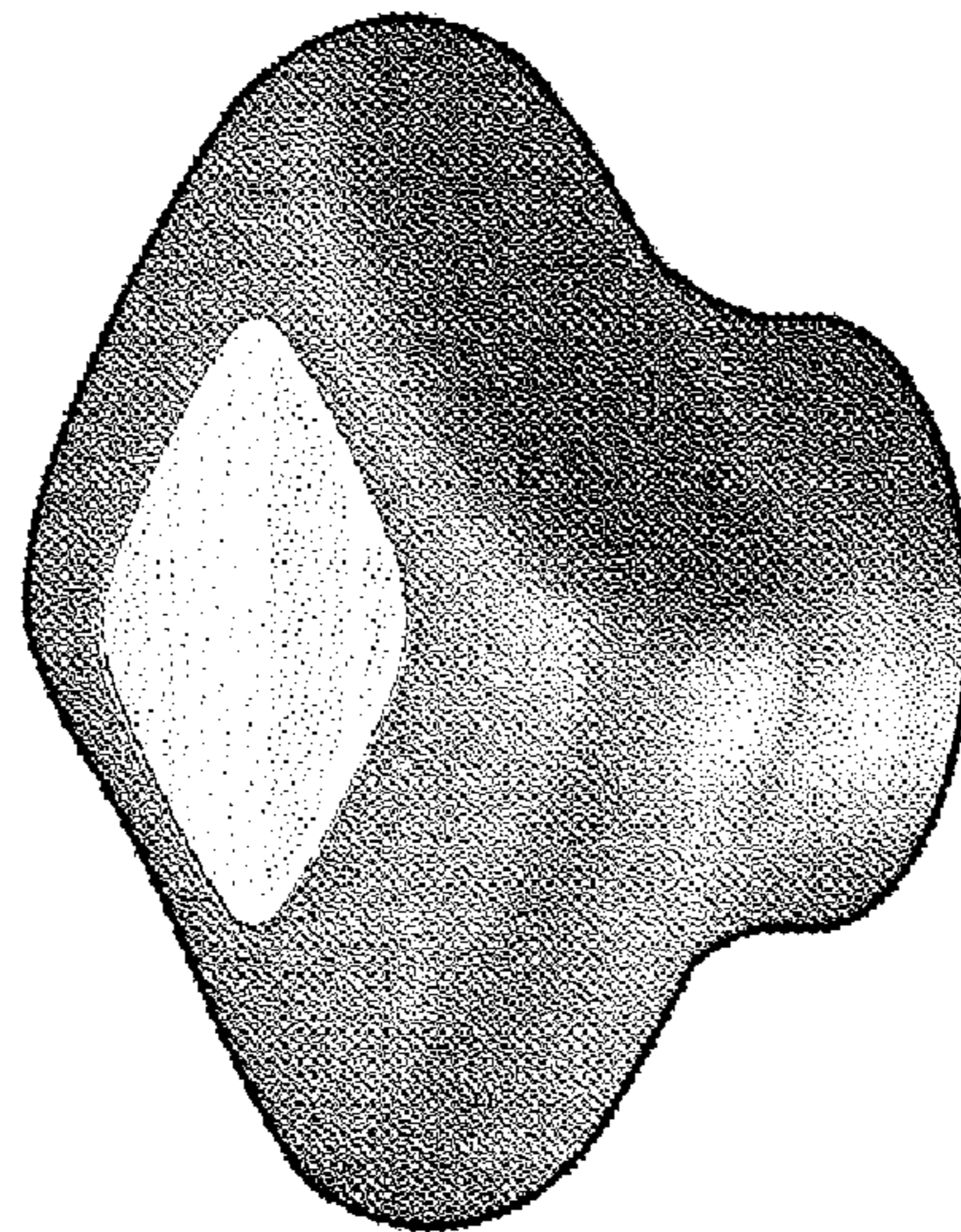


FIG. 1




FIG. 5




FIG. 4