



US00D671773S

(12) **United States Design Patent**
Johnson et al.

(10) **Patent No.:** **US D671,773 S**
(45) **Date of Patent:** **** Dec. 4, 2012**

(54) **FRAME FOR A TABLE TOP**
(75) Inventors: **Mitch Johnson**, South Weber, UT (US);
Wendell Peery, Kaysville, UT (US);
David C. Winter, Layton, UT (US)
(73) Assignee: **Lifetime Products, Inc.**, Clearfield, UT
(US)

D487,205 S 3/2004 Mower et al.
D488,337 S 4/2004 Strong
D489,557 S 5/2004 Strong et al.
D489,922 S 5/2004 Choi et al.
D489,925 S 5/2004 Astle
D490,261 S 5/2004 Astle et al.
6,752,091 B2 6/2004 Glover et al.
D495,909 S 9/2004 Astle

(Continued)

(**) Term: **14 Years**

(21) Appl. No.: **29/403,332**

(22) Filed: **Oct. 4, 2011**

(51) **LOC (9) Cl.** **06-06**

(52) **U.S. Cl.** **D6/491; D6/511; D25/119**

(58) **Field of Classification Search** D6/480-489,
D6/495-499, 429, 511, 491; 108/150, 153.1,
108/156, 157.1, 161, 115, 124, 125, 129,
108/132, 27; D25/119; D8/373, 377
See application file for complete search history.

(56) **References Cited**

U.S. PATENT DOCUMENTS

2,879,119	A	3/1959	Bullock	
D252,668	S *	8/1979	Rudinski	D8/377
D345,480	S *	3/1994	Sandegren	D6/511
D414,626	S	10/1999	Collins et al.	
D419,332	S	1/2000	Collins et al.	
D420,527	S	2/2000	Pinch et al.	
6,058,853	A	5/2000	Pinch	
6,112,674	A	9/2000	Stanford	
D468,135	S	1/2003	Ashby et al.	
D469,271	S	1/2003	Avrahami	
D469,996	S	2/2003	Ashby	
D470,352	S	2/2003	Strong	
D485,719	S	1/2004	Ashby et al.	
D486,329	S	2/2004	Strong et al.	

OTHER PUBLICATIONS

U.S. Appl. No. 12/110,163, filed Apr. 25, 2008, VanNimwegen et al.

(Continued)

Primary Examiner — Janice Seeger

(74) *Attorney, Agent, or Firm* — Maschoff Gilmore & Israelsen

(57) **CLAIM**

The ornamental design for a frame for a table top, as shown and described.

DESCRIPTION

FIG. 1 is an upper perspective view of an exemplary frame for a table top;

FIG. 2 is an upper perspective view of the frame shown in FIG. 1;

FIG. 3 is a top view of the frame shown in FIG. 1;

FIG. 4 is a front view of the frame shown in FIG. 1;

FIG. 5 is a bottom view of the frame shown in FIG. 1;

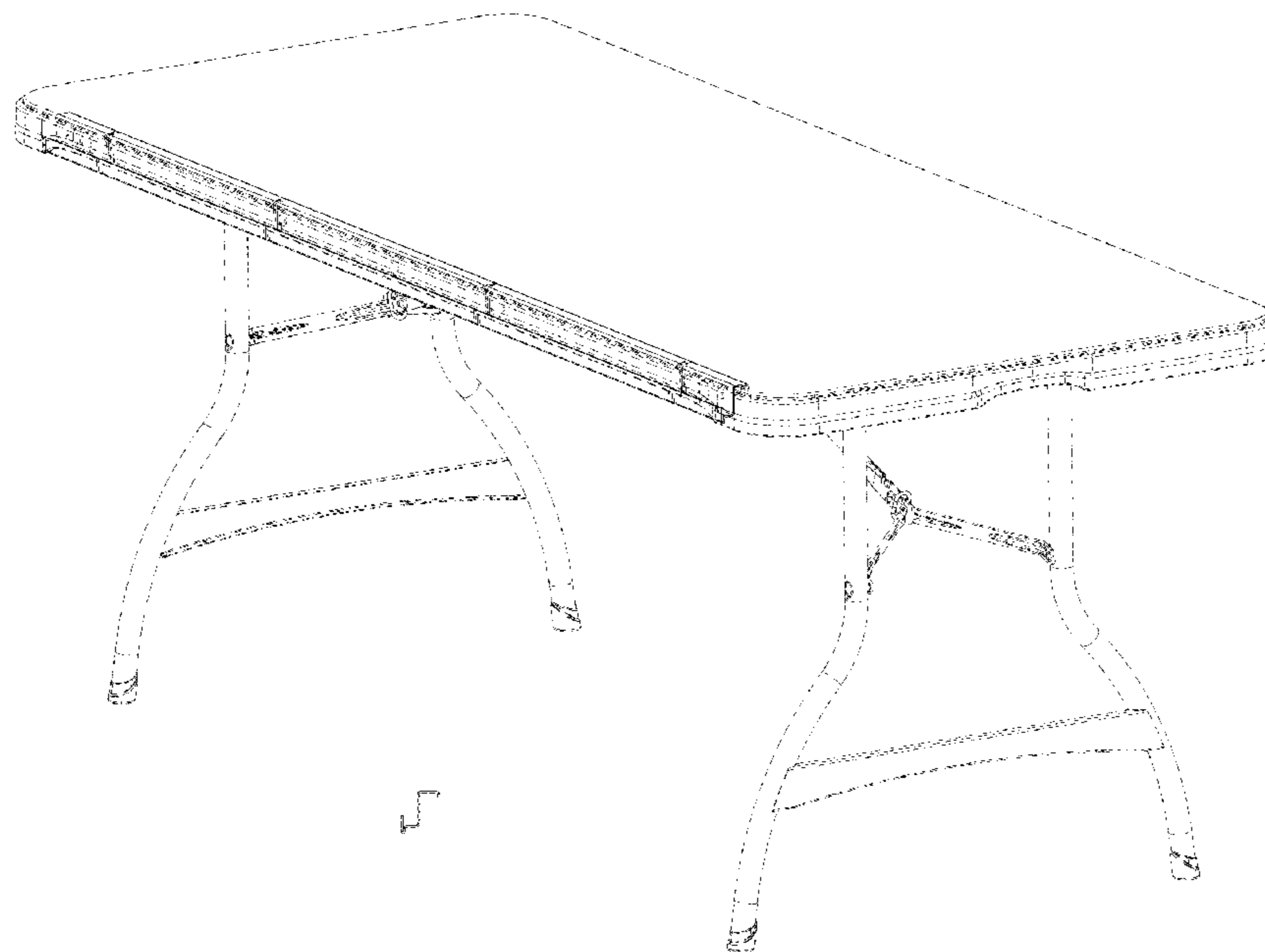
FIG. 6 is a rear view of the frame shown in FIG. 1;

FIG. 7 is a left side view of the frame shown in FIG. 1; and,

FIG. 8 is a right side view of the frame shown in FIG. 1.

The broken lines shown in the figures are for illustrative purposes only and form no part of the claimed design.

1 Claim, 3 Drawing Sheets



US D671,773 S

Page 2

U.S. PATENT DOCUMENTS

D498,622 S 11/2004 Neunzert
6,817,662 B2 11/2004 Winter et al.
D499,283 S 12/2004 Winter et al.
D501,103 S 1/2005 Ashby et al.
D502,028 S 2/2005 Astle et al.
D506,631 S 6/2005 Astle
6,905,166 B2 6/2005 Zhurong et al.
D509,386 S 9/2005 Haney
D511,417 S 11/2005 Astle et al.
D511,913 S 11/2005 Kearl et al.
7,036,437 B2 5/2006 Choi et al.
7,055,899 B2 6/2006 Zhurong et al.
7,069,865 B2 7/2006 Strong et al.
D526,887 S * 8/2006 Remmers et al. D8/373
7,096,799 B2 8/2006 Strong et al.
7,111,563 B2 9/2006 Strong
7,143,702 B2 12/2006 Stanford
7,171,910 B2 2/2007 Neunzert et al.
7,178,468 B2 2/2007 Winter et al.
7,178,471 B2 2/2007 Strong et al.
D543,094 S * 5/2007 Remmers D8/377
7,263,932 B2 9/2007 Winter et al.
7,278,361 B2 10/2007 Zhurong et al.
7,299,754 B2 11/2007 Stanford et al.
7,331,297 B2 2/2008 Strong et al.
7,373,889 B2 5/2008 Nye et al.
7,461,601 B2 12/2008 Jin
7,461,602 B2 12/2008 Stanford
7,475,641 B2 1/2009 Jin
7,475,644 B2 1/2009 Strong et al.
7,571,686 B2 8/2009 Stanford
7,634,970 B2 12/2009 Strong et al.

7,644,667 B2 1/2010 Strong et al.
7,707,947 B2 5/2010 Winter et al.
7,735,915 B2 6/2010 Nye et al.
7,757,617 B2 7/2010 Larcom et al.
D640,487 S 6/2011 Bennett
8,033,228 B2 10/2011 Haney et al.
8,042,475 B2 10/2011 Larcom et al.
D658,912 S 5/2012 Winter et al.
2002/0092445 A1 7/2002 Glover et al.
2005/0005826 A1 1/2005 Strong et al.
2005/0279260 A1 12/2005 Stanford et al.
2006/0196395 A1 9/2006 Lin et al.
2006/0219138 A1 10/2006 Lin et al.
2009/0114131 A1 5/2009 Haney et al.

OTHER PUBLICATIONS

U.S. Appl. No. 29/361,110, filed May 5, 2010, Bennett et al.
U.S. Appl. No. 29/390,471, filed Apr. 25, 2011, Winter et al.
U.S. Appl. No. 29/391,721, filed May 12, 2011, Bennett.
U.S. Appl. No. 29/400,986, filed Sep. 5, 2011, Peery et al.
U.S. Appl. No. 29/403,330, filed Oct. 4, 2011, Clegg et al.
U.S. Appl. No. 29/403,327, filed Oct. 4, 2011, Winter et al.
U.S. Appl. No. 29/403,330, filed Oct. 4, 2011, Peery et al.
U.S. Appl. No. 29/403,313, filed Oct. 4, 2011, Peery et al.
U.S. Appl. No. 13/270,141, filed Oct. 10, 2011, Haney et al.
U.S. Appl. No. 29/411,483, filed Jan. 20, 2012, Winter et al.
U.S. Appl. No. 29/412,781, filed Feb. 7, 2012, Nye et al.
U.S. Appl. No. 29/412,786, filed Feb. 7, 2012, Nye et al.
U.S. Appl. No. 29/415,705, filed Mar. 13, 2012, Johnson et al.
U.S. Appl. No. 29/417,529, filed Apr. 4, 2012, Winter et al.

* cited by examiner

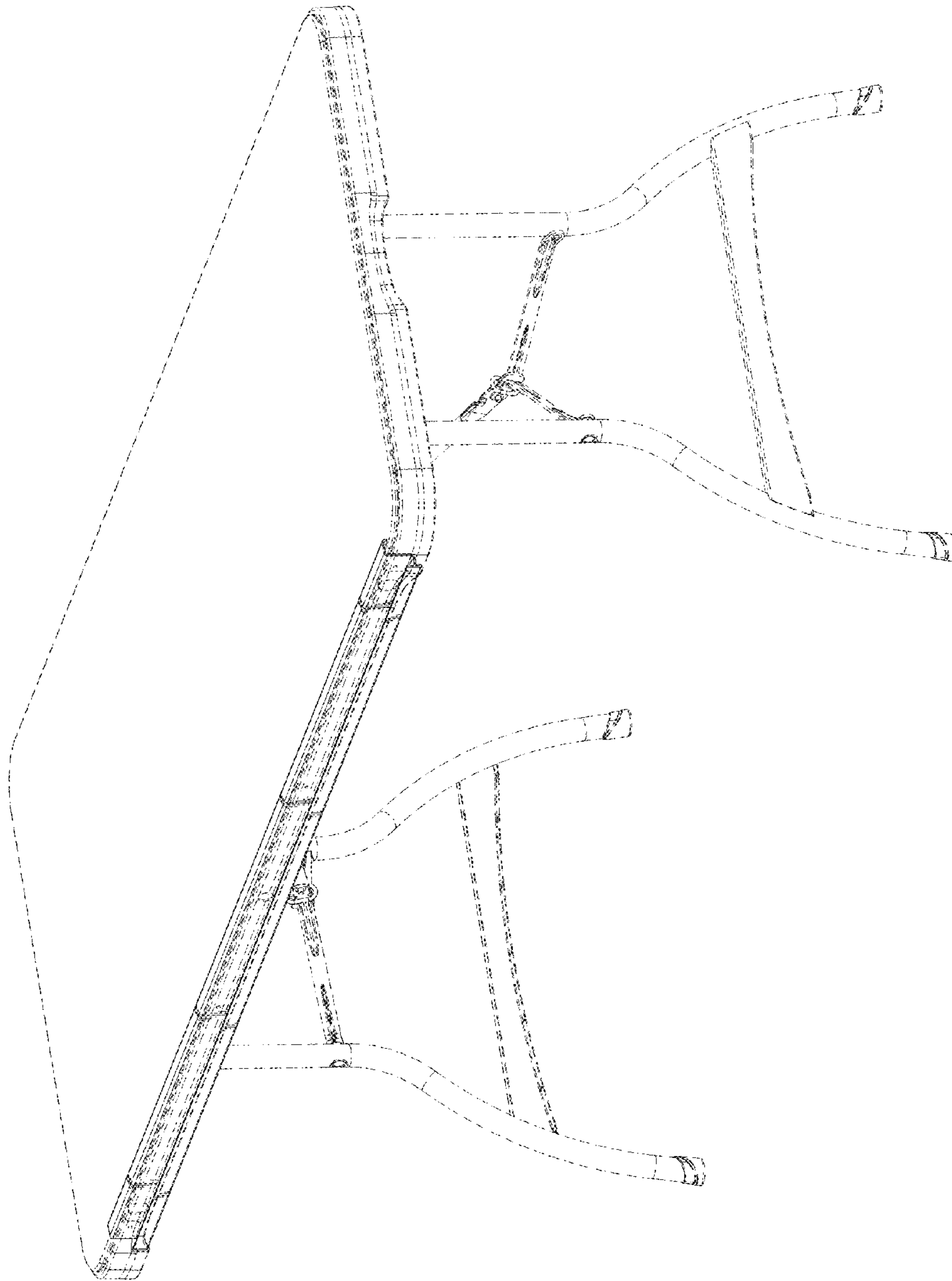


Fig. 1

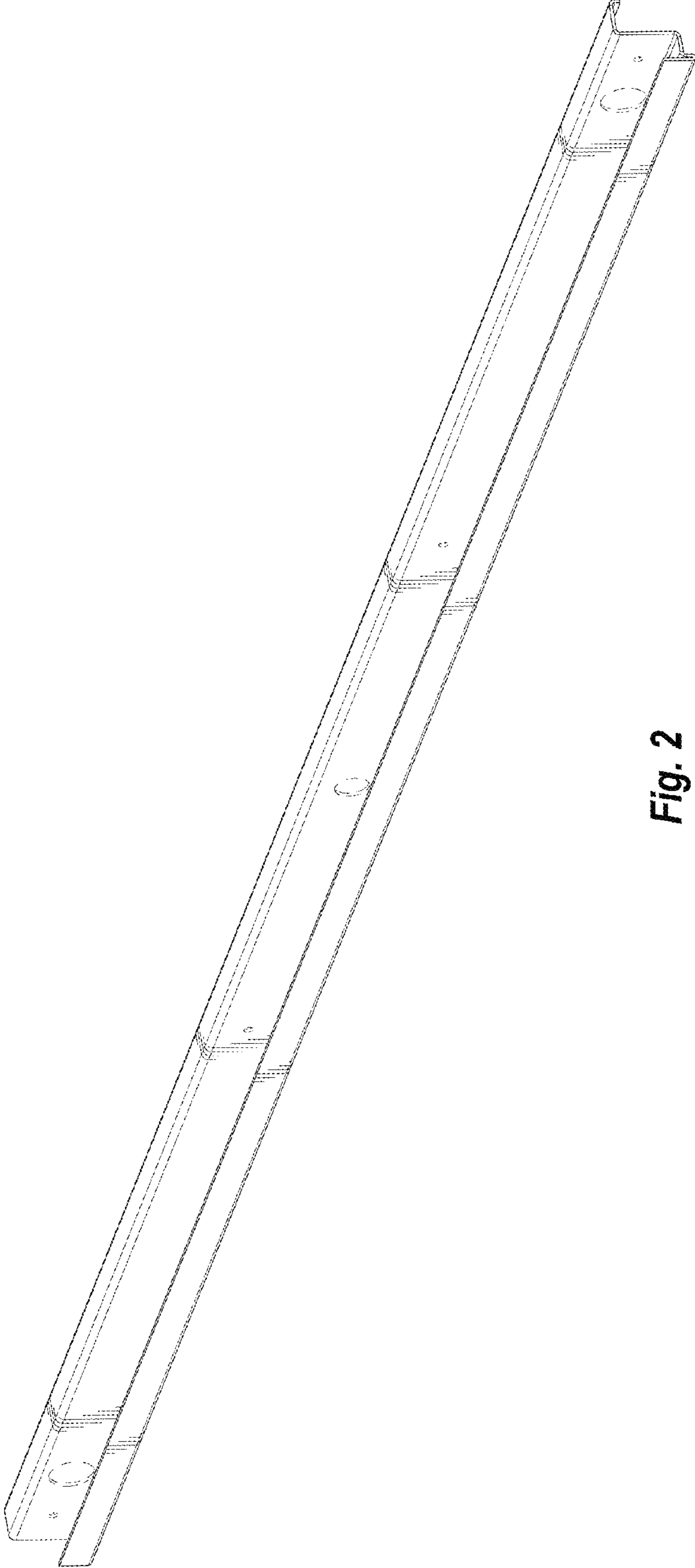


Fig. 2




Fig. 3




Fig. 4

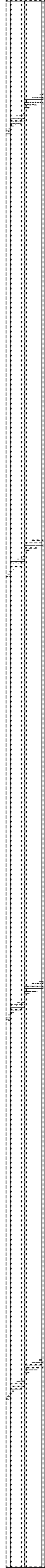


Fig. 5

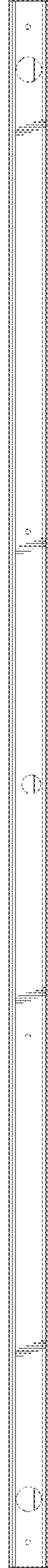


Fig. 6

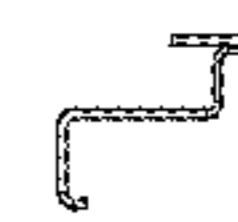


Fig. 7

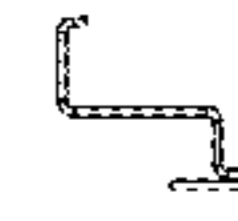


Fig. 8