



US00D671745S

(12) **United States Design Patent**  
**Wyner**

(10) **Patent No.:** **US D671,745 S**  
(45) **Date of Patent:** **\*\* Dec. 4, 2012**

(54) **PROTECTIVE CASE FOR AN ELECTRONIC DEVICE**

(75) Inventor: **Daniel M. Wyner**, North Scituate, RI (US)

(73) Assignee: **G-Form, LLC**, Providence, RI (US)

(\*\*) Term: **14 Years**

(21) Appl. No.: **29/396,106**

(22) Filed: **Jun. 24, 2011**

(51) **LOC (9) Cl.** ..... **03-01**

(52) **U.S. Cl.** ..... **D3/301**

(58) **Field of Classification Search** ..... D3/301,  
D3/203.1, 203.5–203.6, 203.8, 225–227,  
D3/215, 218; 206/576, 701–703, 320, 37–38,  
206/235

See application file for complete search history.

(56) **References Cited**

**U.S. PATENT DOCUMENTS**

D144,114 S \* 3/1946 Kaphan ..... D3/245

\* cited by examiner

*Primary Examiner* — Holly Baynham

(74) *Attorney, Agent, or Firm* — Michele J. Young

(57) **CLAIM**

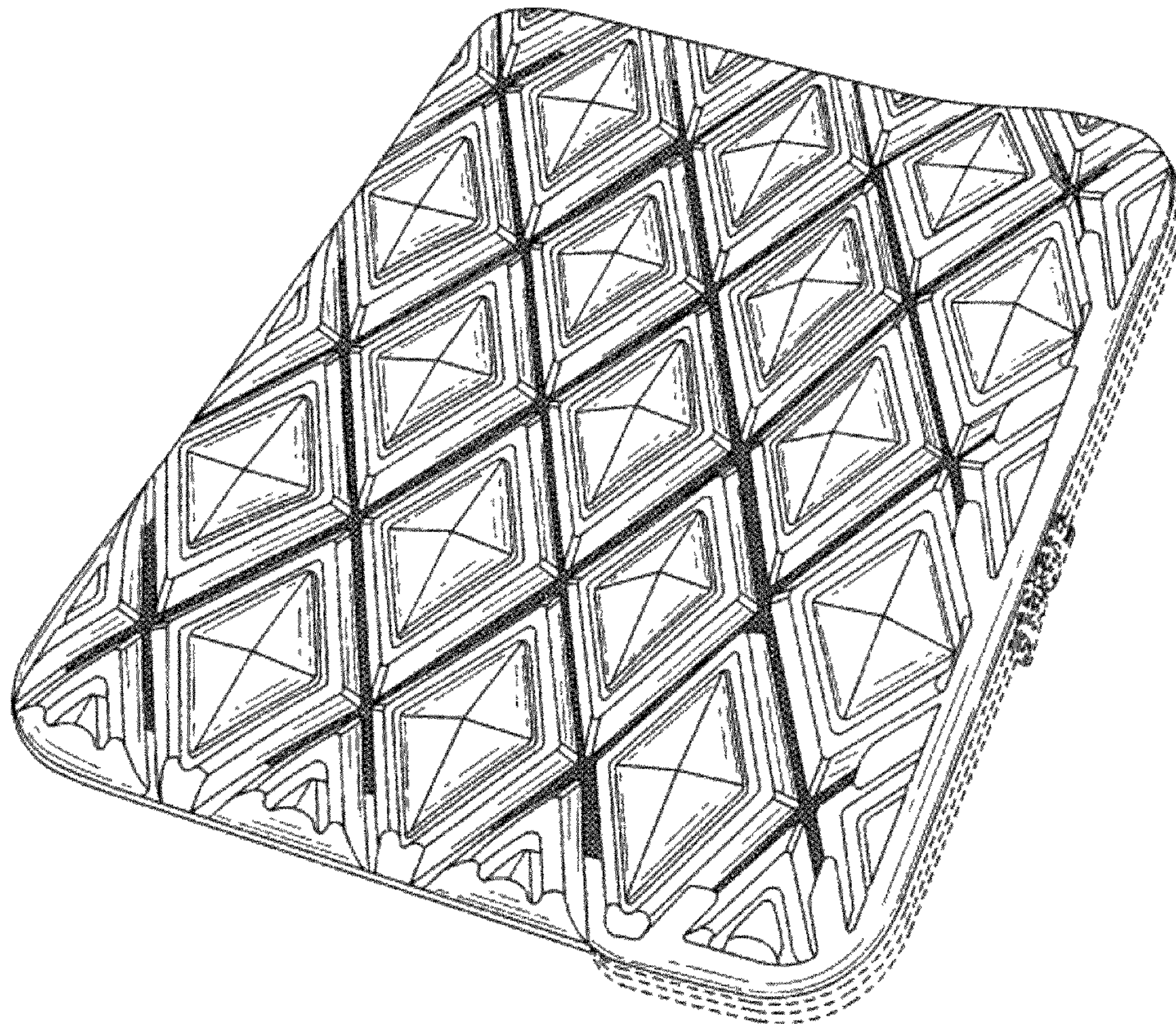
I claim the ornamental design for a protective case for an electronic device, as shown and described.

**DESCRIPTION**

FIG. 1 is a perspective view of a protective case for an electronic device showing my new design; FIG. 2 is a front plan view thereof; FIG. 3 is a rear plan view thereof; FIG. 4 is a right side elevational view thereof; FIG. 5 is a left side elevational view thereof; FIG. 6 is a top elevational view thereof; and, FIG. 7 is a bottom elevational view thereof.

The broken lines showing a zipper are for the purposes of illustrating environment and form no part of the claimed design.

**1 Claim, 4 Drawing Sheets**





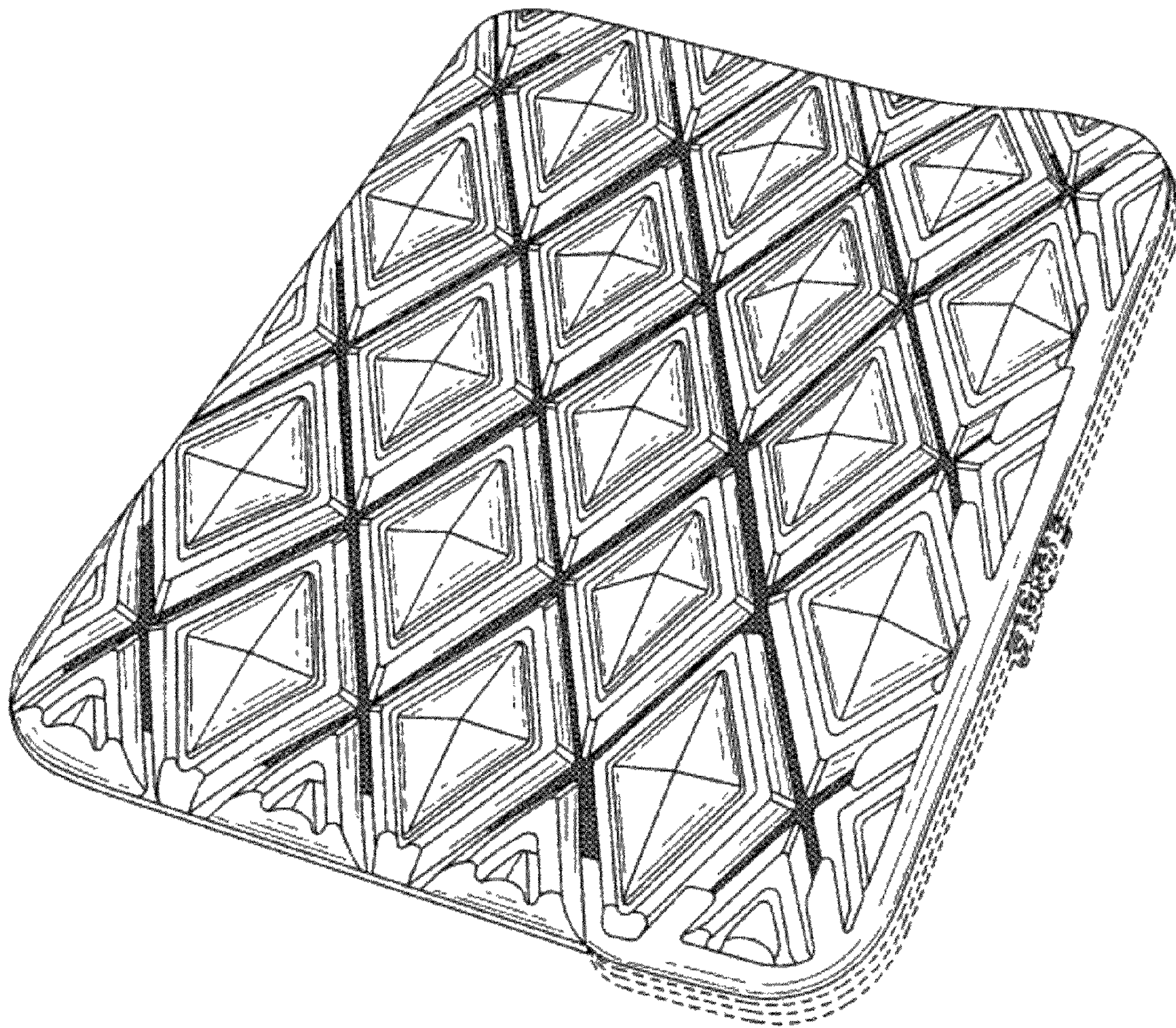


FIG. 1






FIG. 2






FIG. 3





FIG. 4

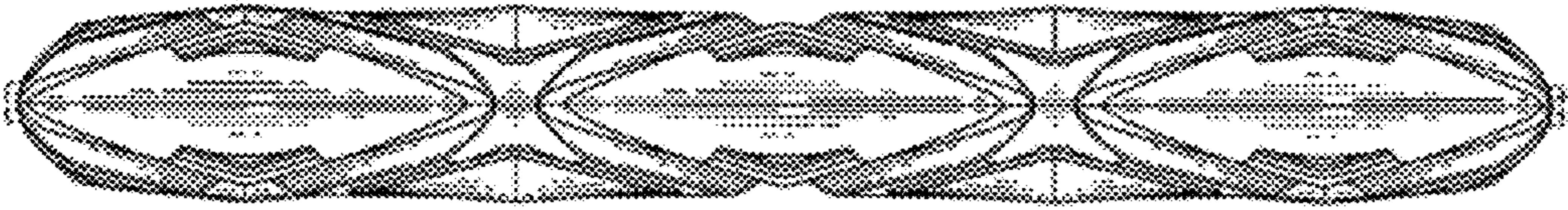


FIG. 5

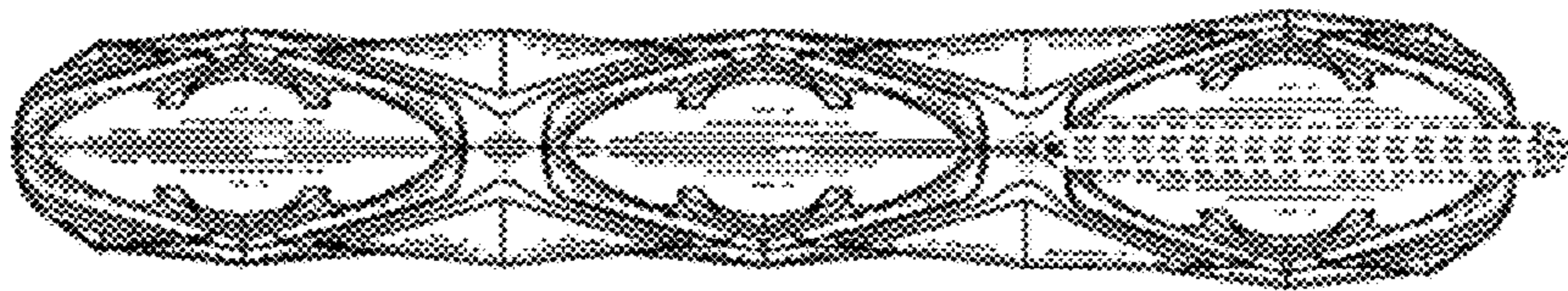


FIG. 6

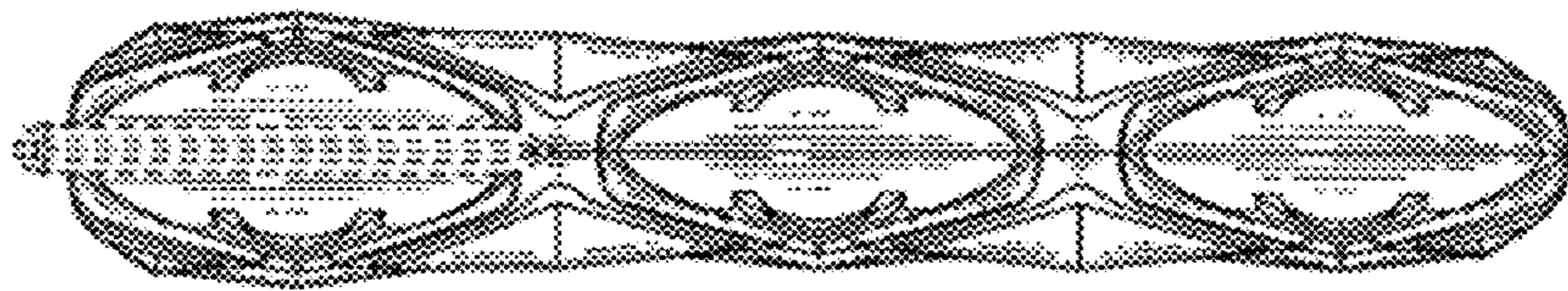


FIG. 7