



US00D671744S

(12) **United States Design Patent**
Lang et al.

(10) **Patent No.:** **US D671,744 S**

(45) **Date of Patent:** **** Dec. 4, 2012**

(54) **BAG**

(75) Inventors: **Volker Lang**, Solingen (DE); **Harald Wüsthof**, Solingen (DE)

(73) Assignee: **Ed. Wüsthof, Dreizackwerk KG**, Solingen (DE)

(**) Term: **14 Years**

(21) Appl. No.: **29/399,020**

(22) Filed: **Aug. 8, 2011**

(30) **Foreign Application Priority Data**

Feb. 11, 2011 (EM) 001820416-0003

(51) **LOC (9) Cl.** **03-01**

(52) **U.S. Cl.** **D3/290; D3/299**

(58) **Field of Classification Search** D3/273, D3/276, 280, 283-293, 301, 300, 294; 190/100-127, 190/900-903, 1; 150/106, 107, 108, 110, 150/111, 112, 118; 206/320; 383/16

See application file for complete search history.

(56) **References Cited**

U.S. PATENT DOCUMENTS

5,210,891 A * 5/1993 Avital et al. 224/156
D441,191 S * 5/2001 Vazquez D3/290
D457,315 S * 5/2002 Wolf D3/290

D461,052 S * 8/2002 Vazquez D3/290
D472,386 S * 4/2003 Bauer D3/290
6,604,618 B1 * 8/2003 Godshaw et al. 190/107
7,520,010 B2 * 4/2009 Welch 190/1
D604,045 S * 11/2009 Schantz et al. D3/299
D626,333 S * 11/2010 Orion et al. D3/276
D650,989 S * 12/2011 Littleton D3/299
2005/0067319 A1 * 3/2005 Wei 206/576
2012/0048668 A1 * 3/2012 Kelly 190/107

* cited by examiner

Primary Examiner — Jennifer Rivard

(74) *Attorney, Agent, or Firm* — Cahn & Samuels, LLP

(57) **CLAIM**

The ornamental design for a bag, as shown and described.

DESCRIPTION

FIG. 1 illustrates a front perspective view of a bag according to the invention.

FIG. 2 illustrates a bottom view of the bag according to FIG. 1.

FIG. 3 illustrates an interior view of the bag according to FIG. 1.

FIG. 4 illustrates a rear view of the bag according to FIG. 1.

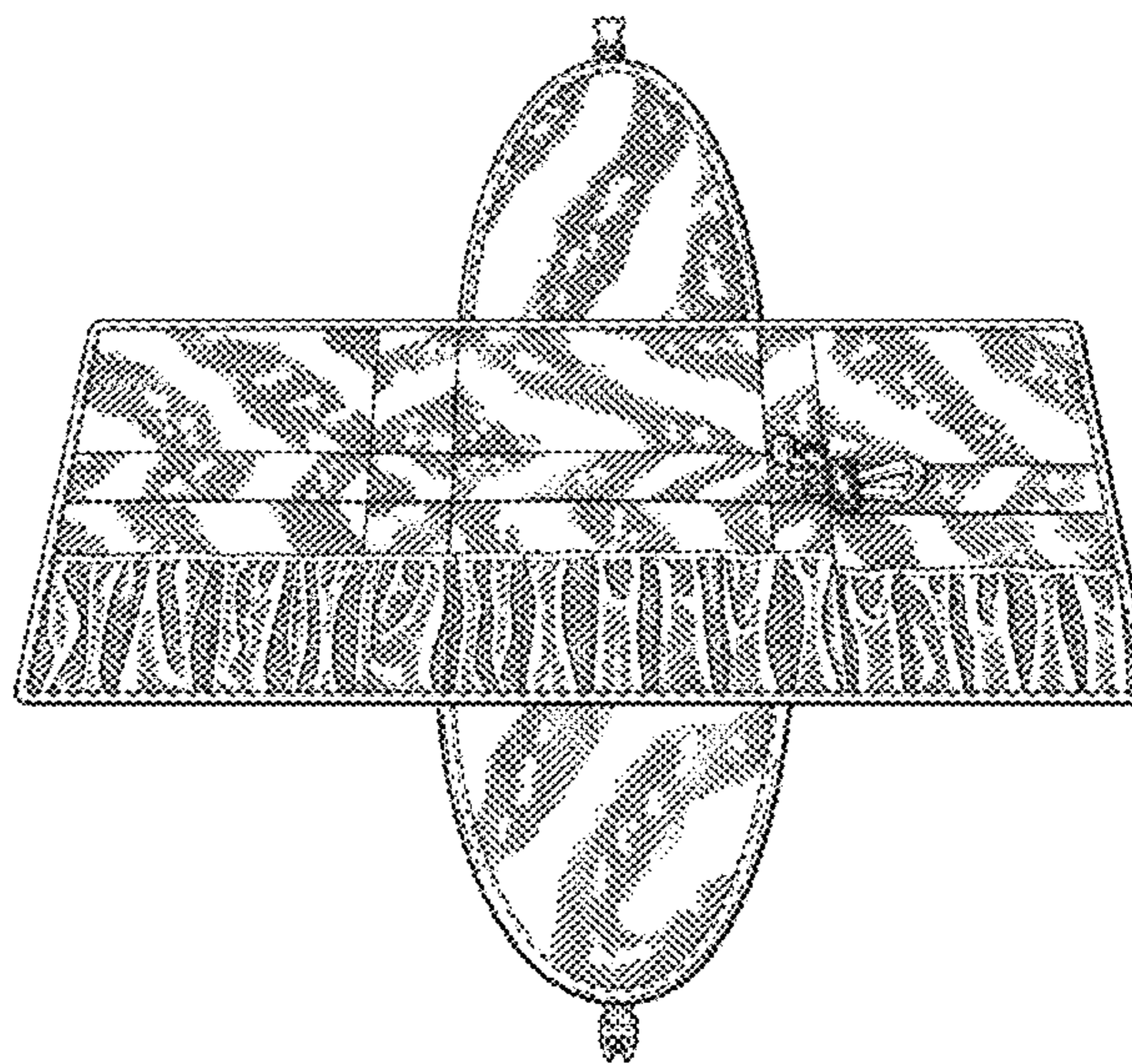
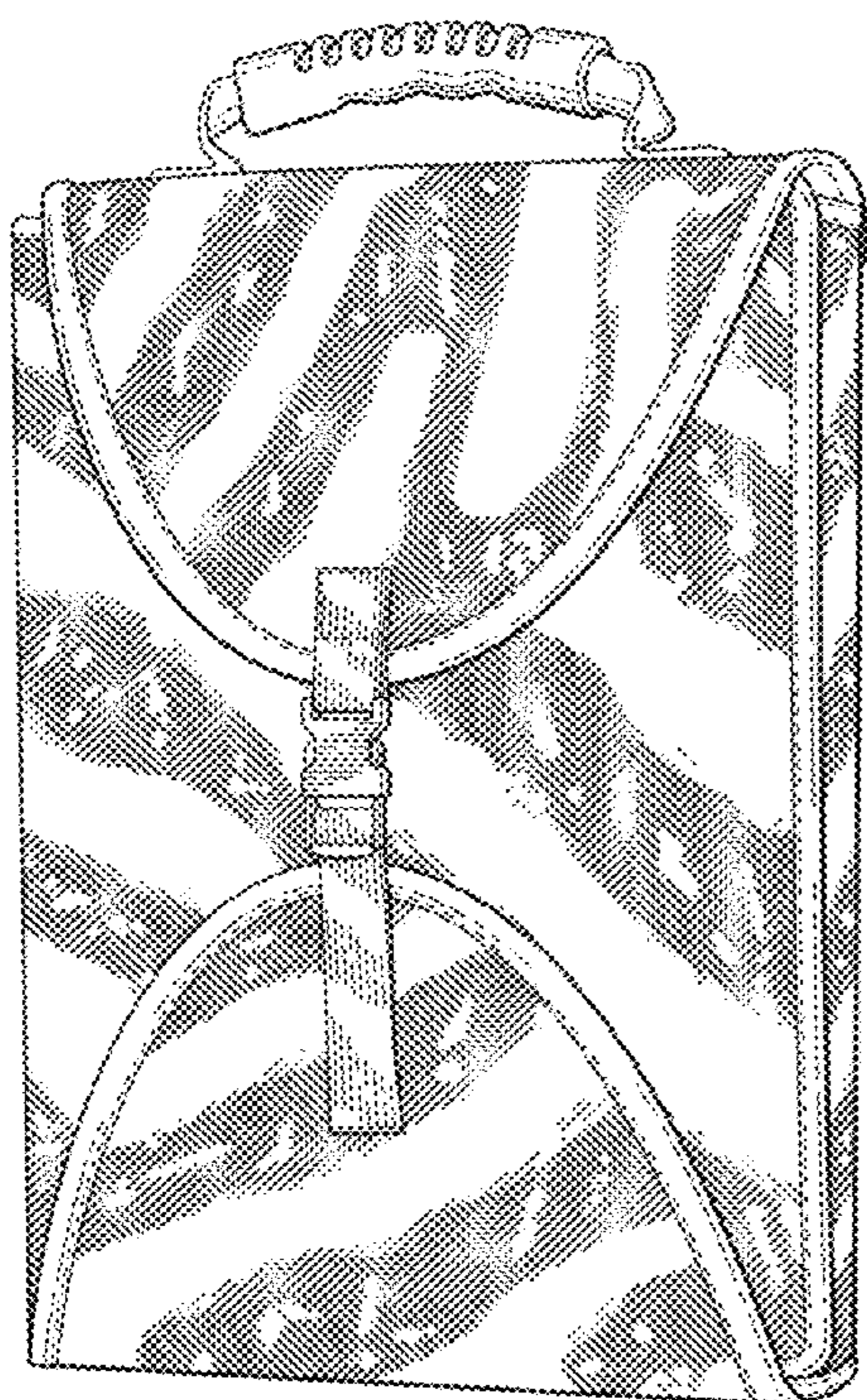
FIG. 5 illustrates a top view of the bag according to FIG. 1.

FIG. 6 illustrates a first side view of the bag according to FIG. 1; and,

FIG. 7 illustrates a second side view of the bag according to FIG. 1.

The broken lines illustrate claimed stitching.

1 Claim, 5 Drawing Sheets



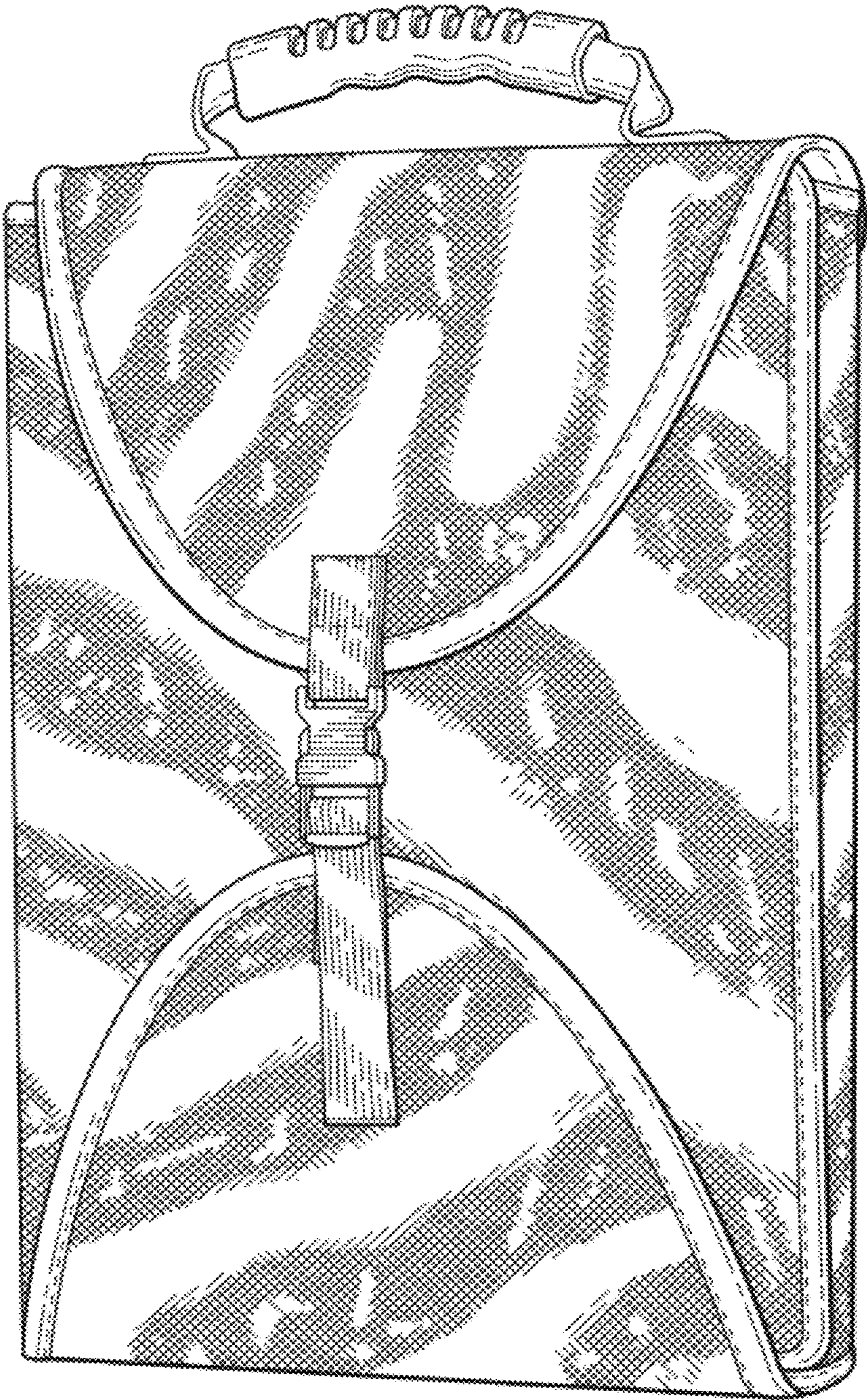


FIG. 1

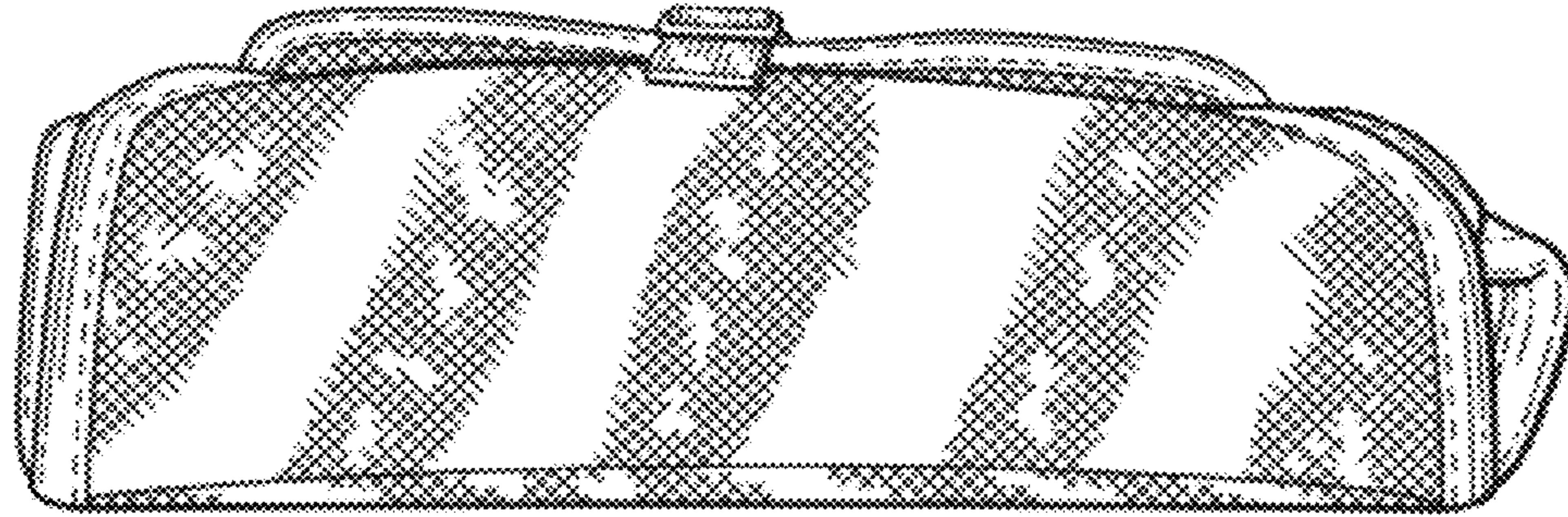


FIG. 2

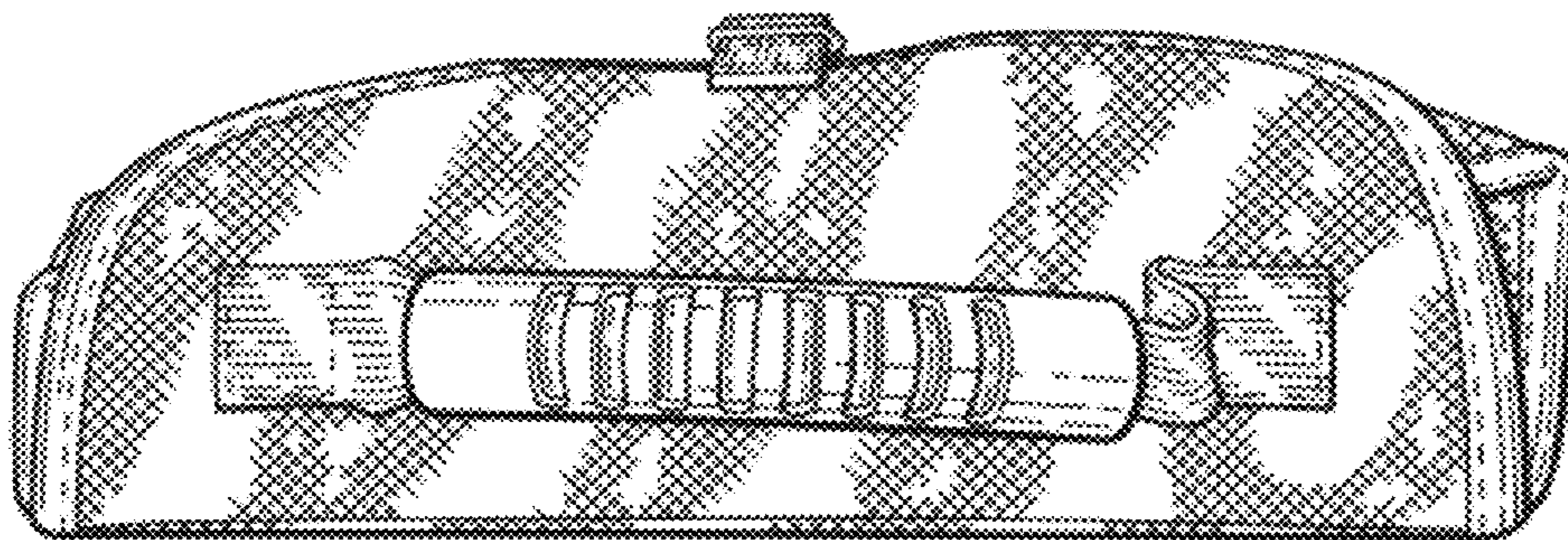


FIG. 5




FIG. 3




FIG. 4

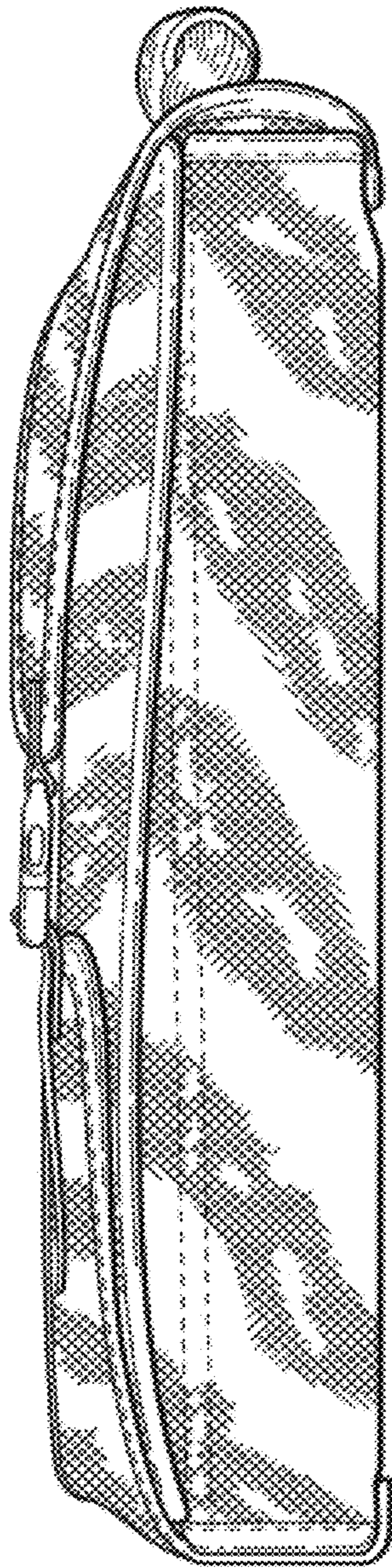


FIG. 6




FIG. 7