



US00D671735S

(12) **United States Design Patent**
Taylor

(10) **Patent No.:** **US D671,735 S**
(45) **Date of Patent:** **** Dec. 4, 2012**

(54) **SHOE UPPER**

(75) Inventor: **Justin R. Taylor**, Portland, OR (US)

(73) Assignee: **NIKE, Inc.**, Beaverton, OR (US)

(**) Term: **14 Years**

(21) Appl. No.: **29/431,057**

(22) Filed: **Aug. 31, 2012**

(51) **LOC (9) Cl.** **02-99**

(52) **U.S. Cl.** **D2/972**

(58) **Field of Classification Search** D2/896,
D2/902, 906-908, 923, 943-945, 969, 972-975;
36/45-49, 50.1, 54, 77 M, 77 R, 83, 88, 113,
36/114, 126-131

See application file for complete search history.

(56) **References Cited**

U.S. PATENT DOCUMENTS

D281,285 S *	11/1985	Campbell et al.	D2/907
D283,364 S *	4/1986	Gamm	D2/907
D404,542 S	1/1999	Donnadieu		
D404,543 S	1/1999	Donnadieu		
D515,288 S	2/2006	Della Valle		
D516,291 S *	3/2006	Young	D2/972
D520,719 S	5/2006	Della Valle		
D537,618 S	3/2007	Huthmaker		
D538,526 S	3/2007	Huthmaker		
D542,010 S	5/2007	Della Valle		
D546,052 S *	7/2007	Hull	D2/972
D546,542 S	7/2007	Lubrano		
D587,892 S *	3/2009	Fullum	D2/972
D595,498 S *	7/2009	Dolan	D2/972
D605,396 S *	12/2009	Henderson	D2/972

D613,935 S *	4/2010	Thornhill	D2/972
D623,841 S *	9/2010	Maejima	D2/972
D643,204 S *	8/2011	Roulo	D2/972

OTHER PUBLICATIONS

Air Max Trainer 1 Unleashed+ Mid by Nike, Inc., 1 page of full color photographs, published 2010.

Air Max + 2010 by Nike, Inc., 1 page of full color photographs, published 2010.

Air Span+ 6 (Women's) by Nike, Inc., 1 page of full color photographs, published 2009.

Nike Footwear Catalog, Footwear: Spring 1998, p. 162, published Jun. 1997, Nike, Inc., USA.

Nike Kobe Dream Season II by Nike, Inc., 1 page of full color photographs, published 2010.

Nike Footwear Catalog, Core Performance Footwear: Fall 2009, p. 25, published Nov. 2008, Nike, Inc., USA.

* cited by examiner

Primary Examiner — Dominic Simone

(74) *Attorney, Agent, or Firm* — Banner & Witcoff, Ltd.

(57) **CLAIM**

The ornamental design for a shoe upper, as shown and described.

DESCRIPTION

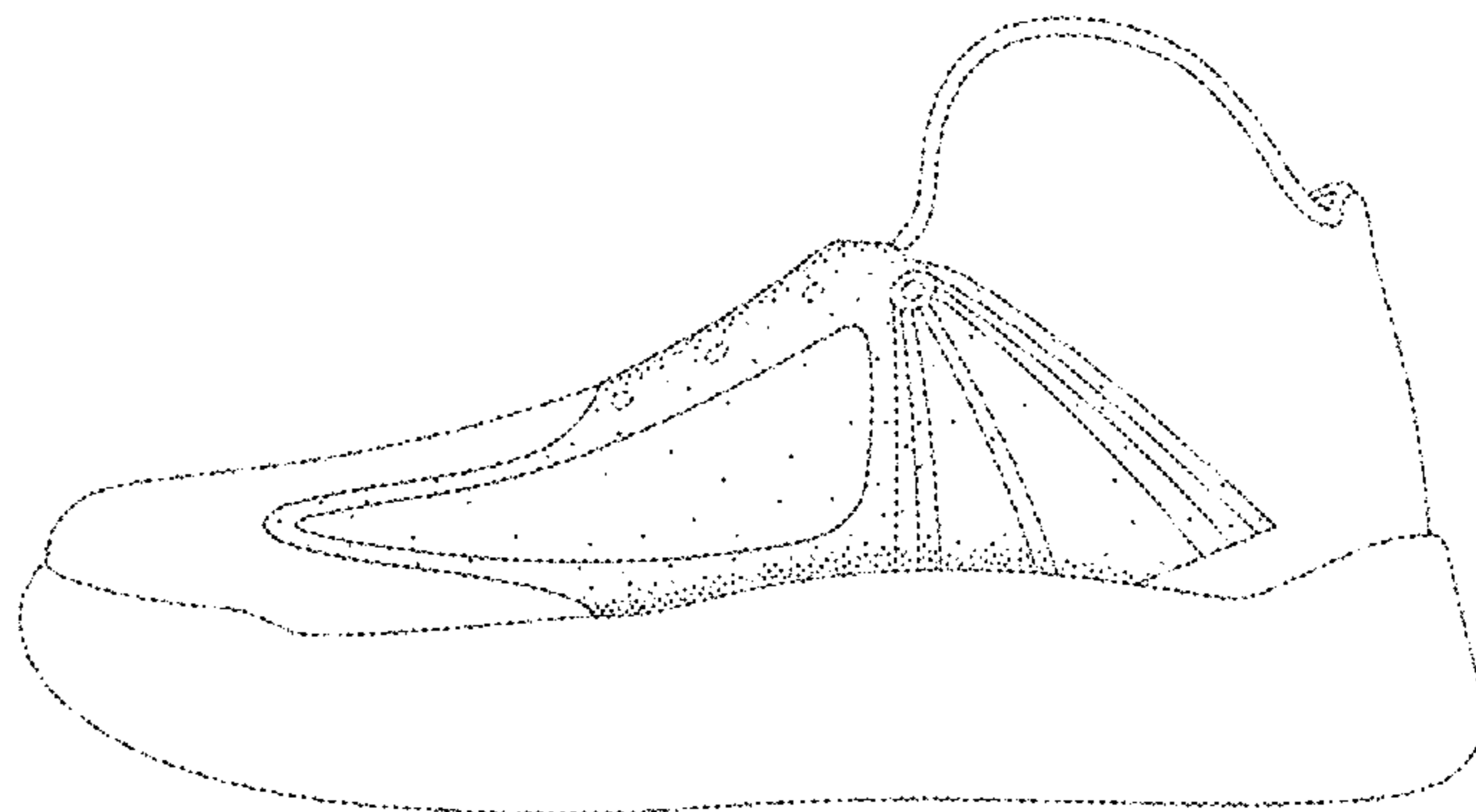
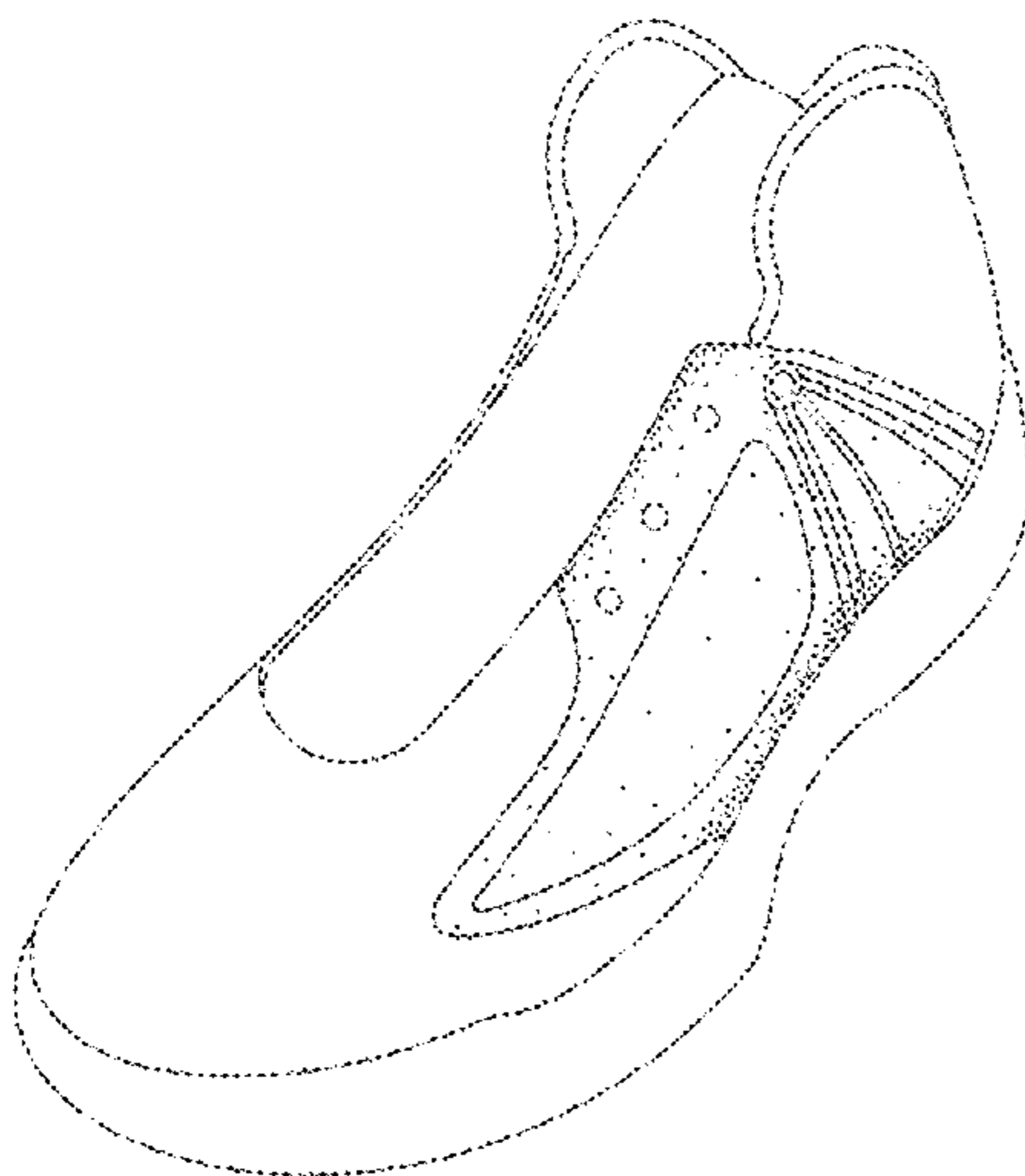
FIG. 1 is a front perspective view of a shoe upper showing my new design;

FIG. 2 is a side view thereof; and,

FIG. 3 is a rear perspective view thereof.

The broken lines immediately adjacent to the shaded area represent unclaimed boundaries of the design. The four unshaded regions within the shaded area, demarcated by broken lines, form no part of the claimed design. The broken lines showing the remainder of the shoe are for environmental purposes only and form no part of the claimed design.

1 Claim, 3 Drawing Sheets



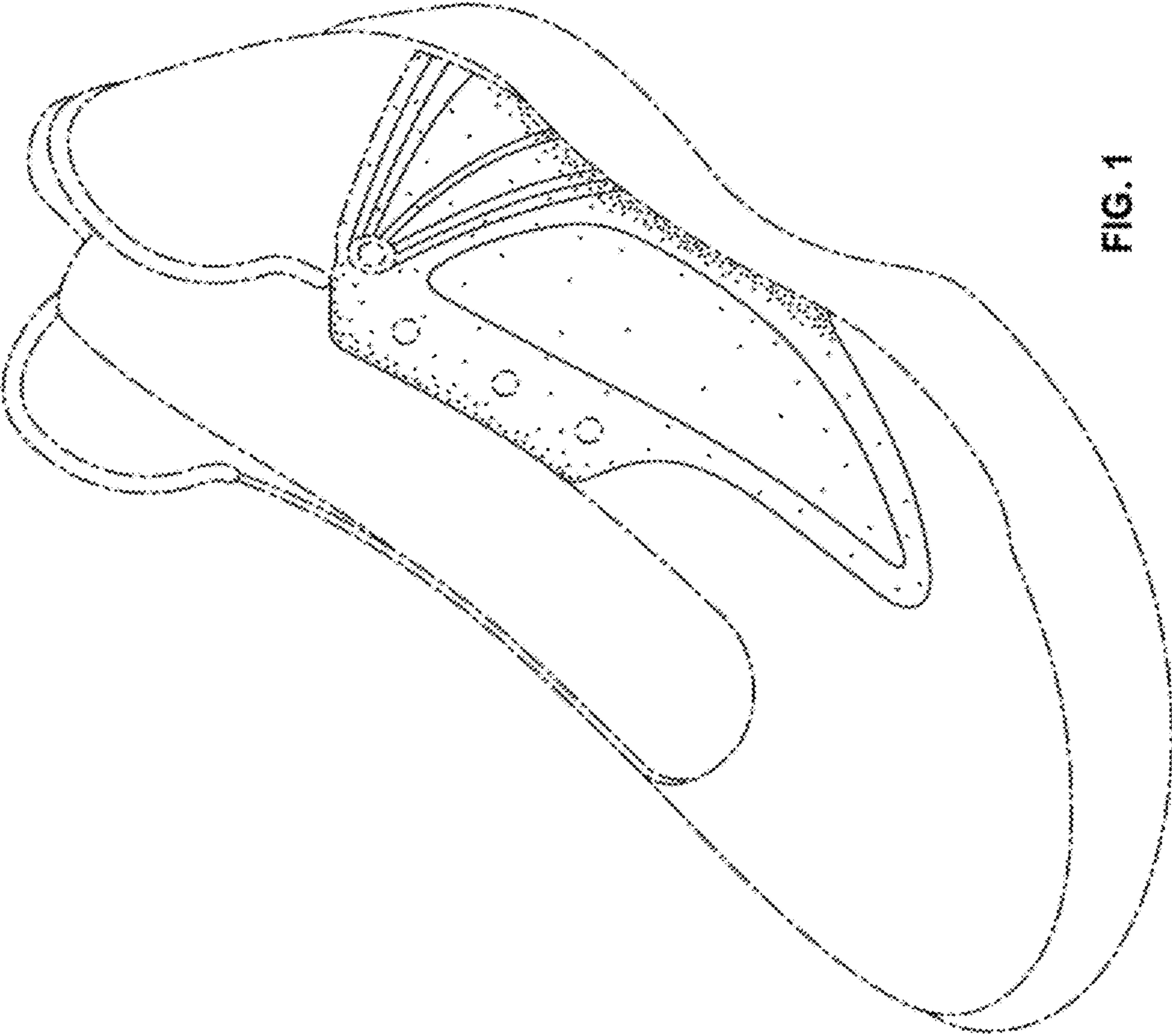


FIG. 1

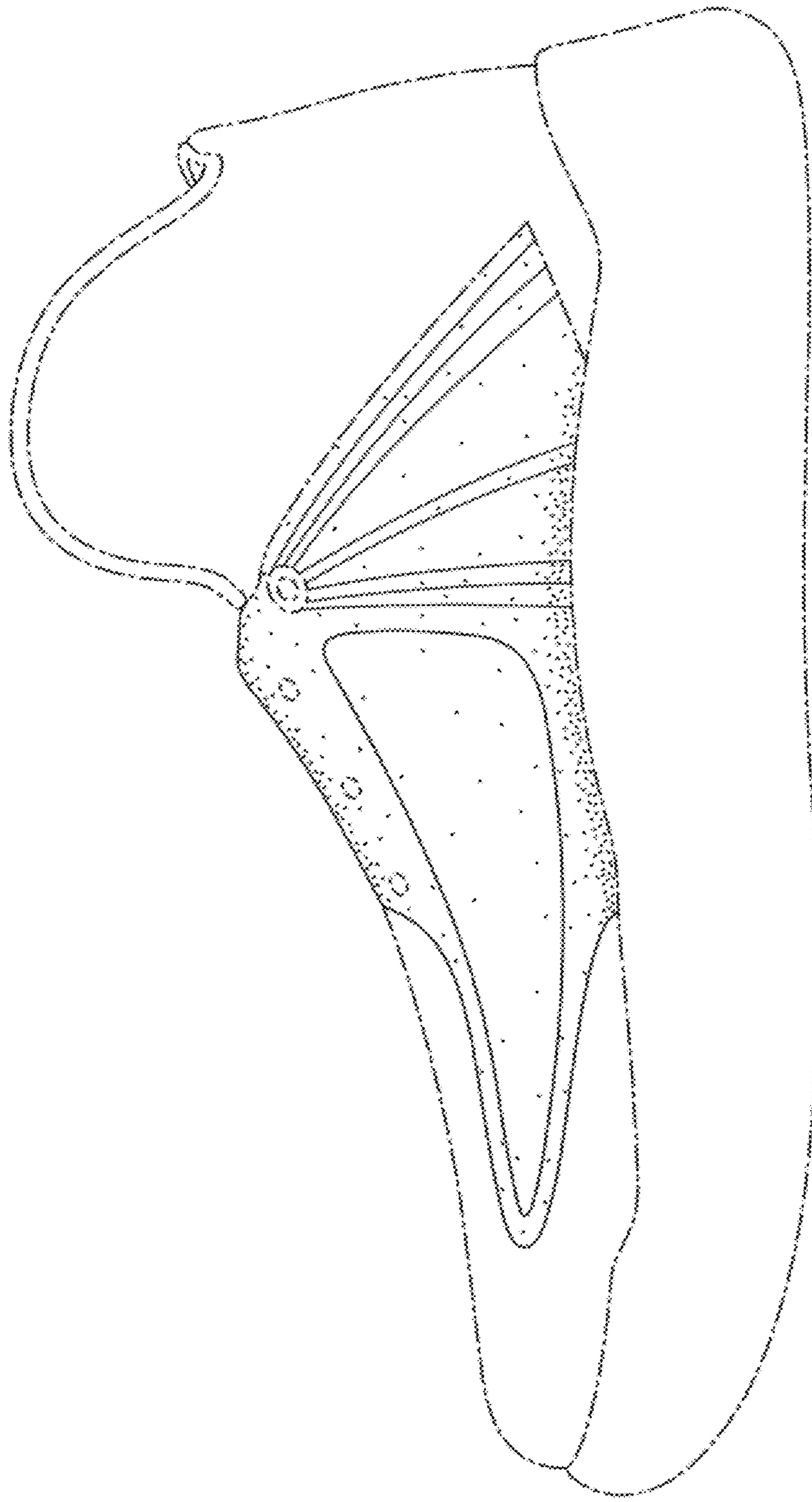


FIG. 2

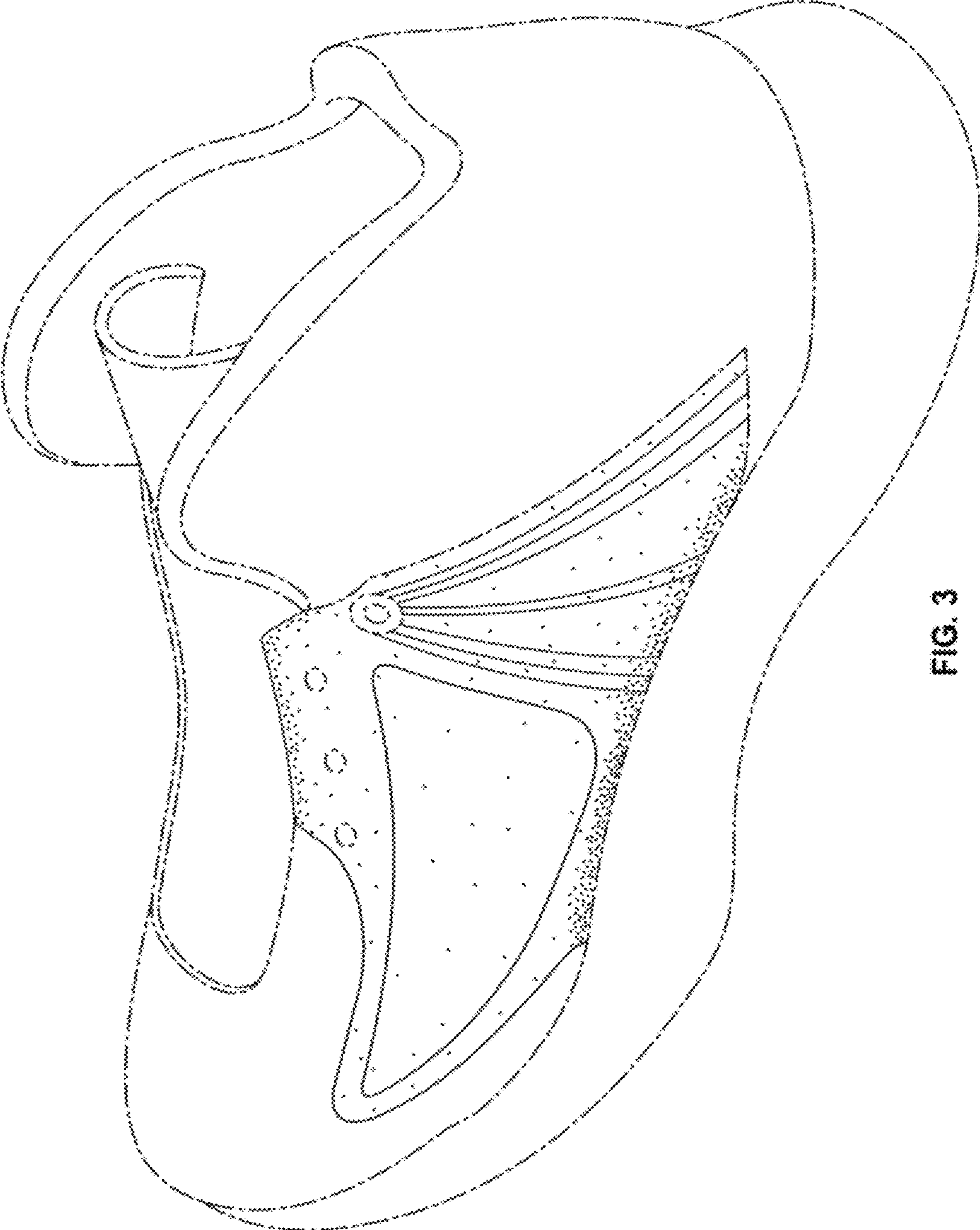


FIG. 3