



US00D671727S

(12) **United States Design Patent**
Yi

(10) **Patent No.:** **US D671,727 S**

(45) **Date of Patent:** **** Dec. 4, 2012**

(54) **SHOE UPPER**

(75) Inventor: **Lisa Yi**, New York City, NY (US)

(73) Assignee: **Skechers U.S.A., Inc. II**, Manhattan Beach, CA (US)

(**) Term: **14 Years**

(21) Appl. No.: **29/429,613**

(22) Filed: **Aug. 14, 2012**

(51) **LOC (9) Cl.** **02-99**

(52) **U.S. Cl.** **D2/969**

(58) **Field of Classification Search** D2/896,
D2/902, 906-908, 923, 943-945, 969, 972-975;
36/45-49, 50.1, 54, 77 M, 77 R, 83, 88, 113,
36/114, 126-131

See application file for complete search history.

D586,096 S *	2/2009	Banik et al.	D2/969
D594,187 S *	6/2009	Hickman	D2/907
D624,742 S *	10/2010	Akhidime	D2/969
D625,505 S *	10/2010	Teteriatnikov	D2/969
D626,738 S *	11/2010	Akhidime	D2/969
D645,648 S	9/2011	Lonigan		
D646,471 S	10/2011	Mahoney		
D651,787 S	1/2012	Mahoney		

* cited by examiner

Primary Examiner — Dominic Simone

(74) *Attorney, Agent, or Firm* — Marshall A. Lerner, Esq.;
Marvin H. Kleinberg, Esq.; Kleinberg & Lerner, LLP

(57) **CLAIM**

The ornamental design for a shoe upper, as shown and described.

DESCRIPTION

FIG. 1 is a perspective view of a shoe upper embodying my new design.

FIG. 2 is a left side view thereof;

FIG. 3 is a right side view thereof;

FIG. 4 is a top plan view thereof;

FIG. 5 is a bottom plan view thereof;

FIG. 6 is a rear elevation view thereof; and,

FIG. 7 is a front elevation view thereof.

Broken lines showing the remainder of the shoe in the figures are for illustrative purposes only and form no part of the claimed invention.

(56) **References Cited**

U.S. PATENT DOCUMENTS

D304,128 S *	10/1989	Kolman et al.	D2/969
D379,865 S	6/1997	Hewett		
D426,372 S *	6/2000	Price	D2/908
D427,423 S *	7/2000	Simpson	D2/969
D428,238 S *	7/2000	Price	D2/903
D511,608 S	11/2005	Carnes		
D528,282 S	9/2006	Lee		
D530,903 S	10/2006	Wilken		
D545,558 S	7/2007	McDowell		
D550,947 S	9/2007	Caine		
D564,210 S *	3/2008	Minami	D2/972
D577,893 S	10/2008	St-Louis et al.		

1 Claim, 6 Drawing Sheets




FIG. 1

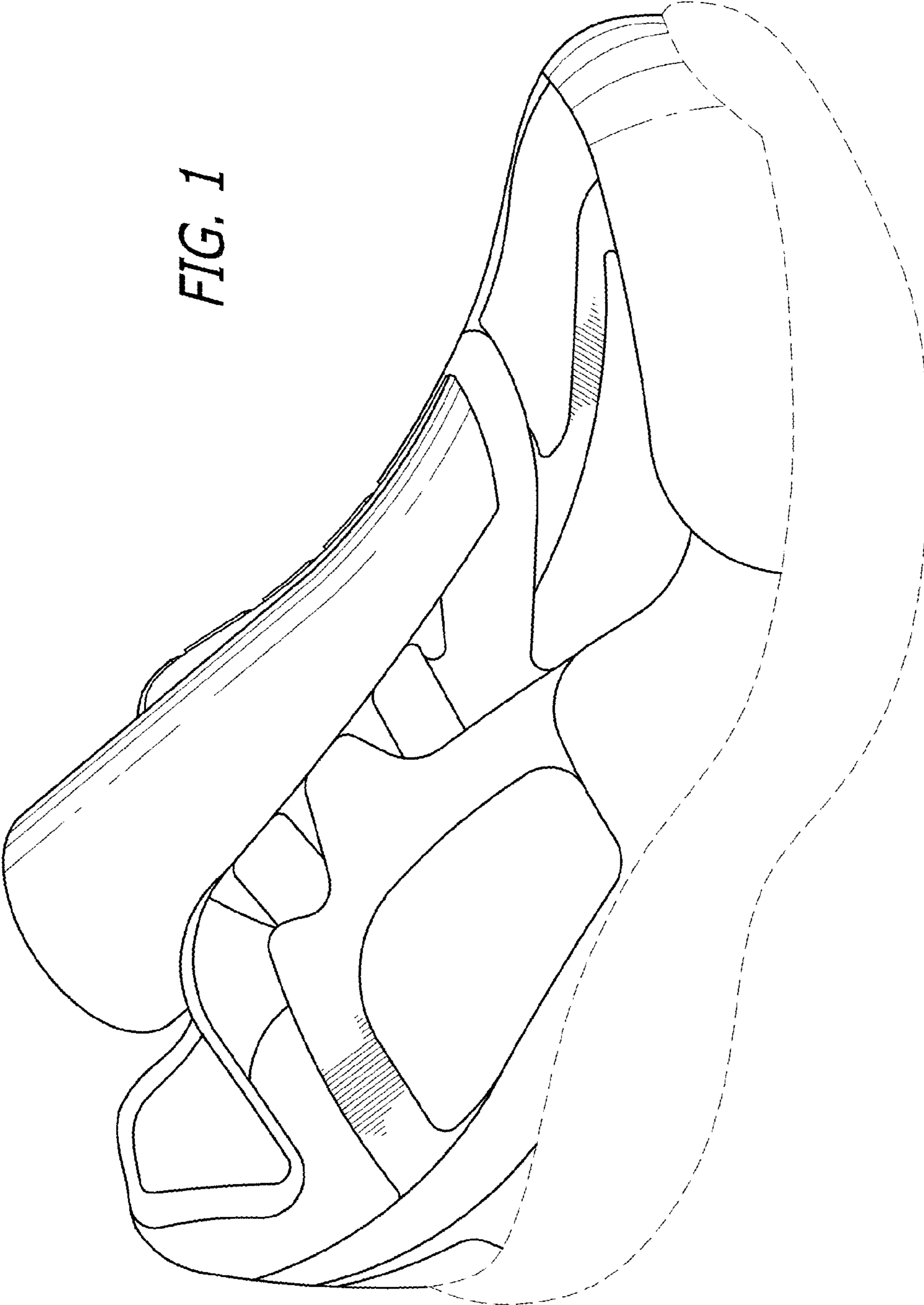
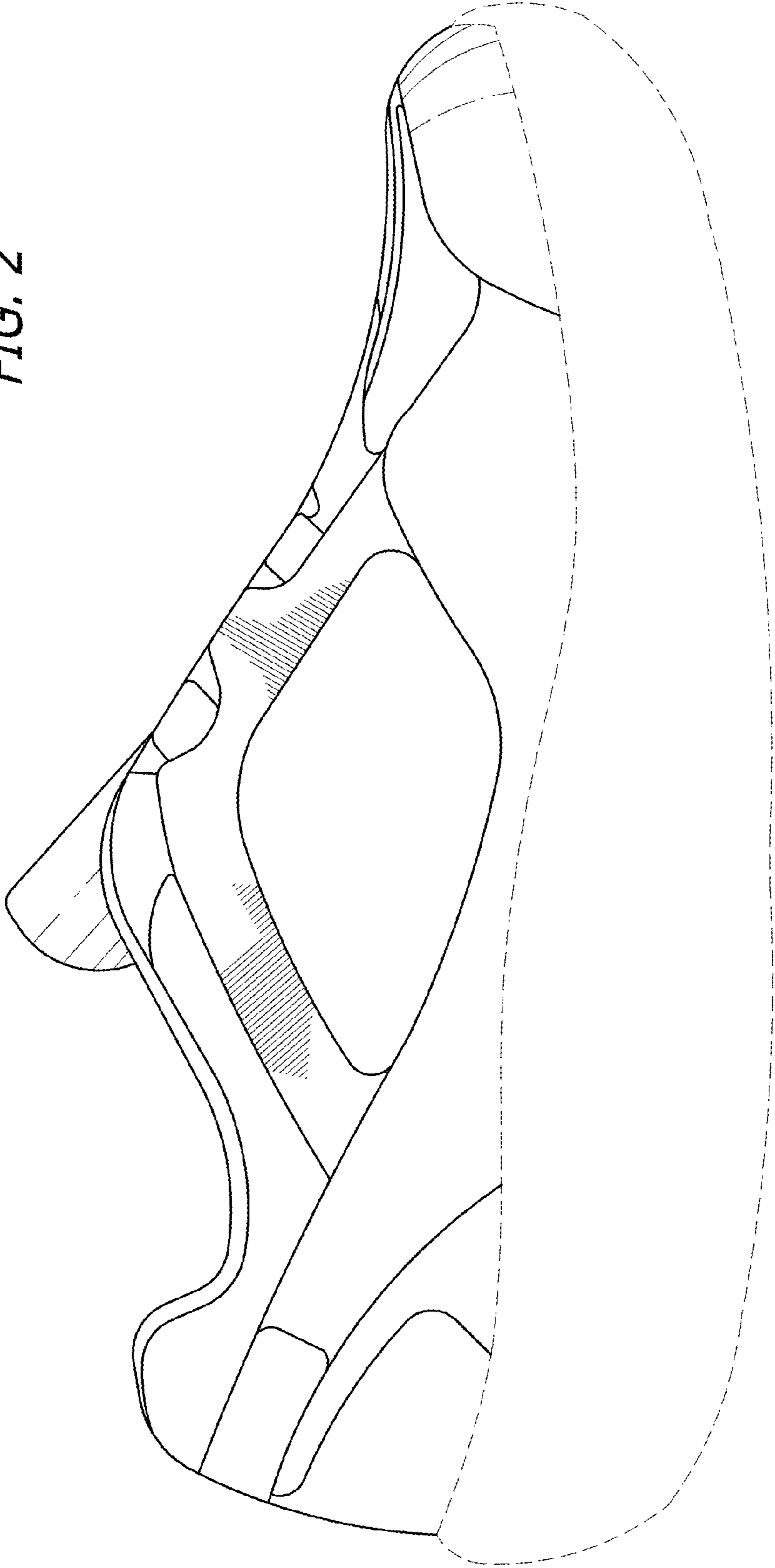


FIG. 2



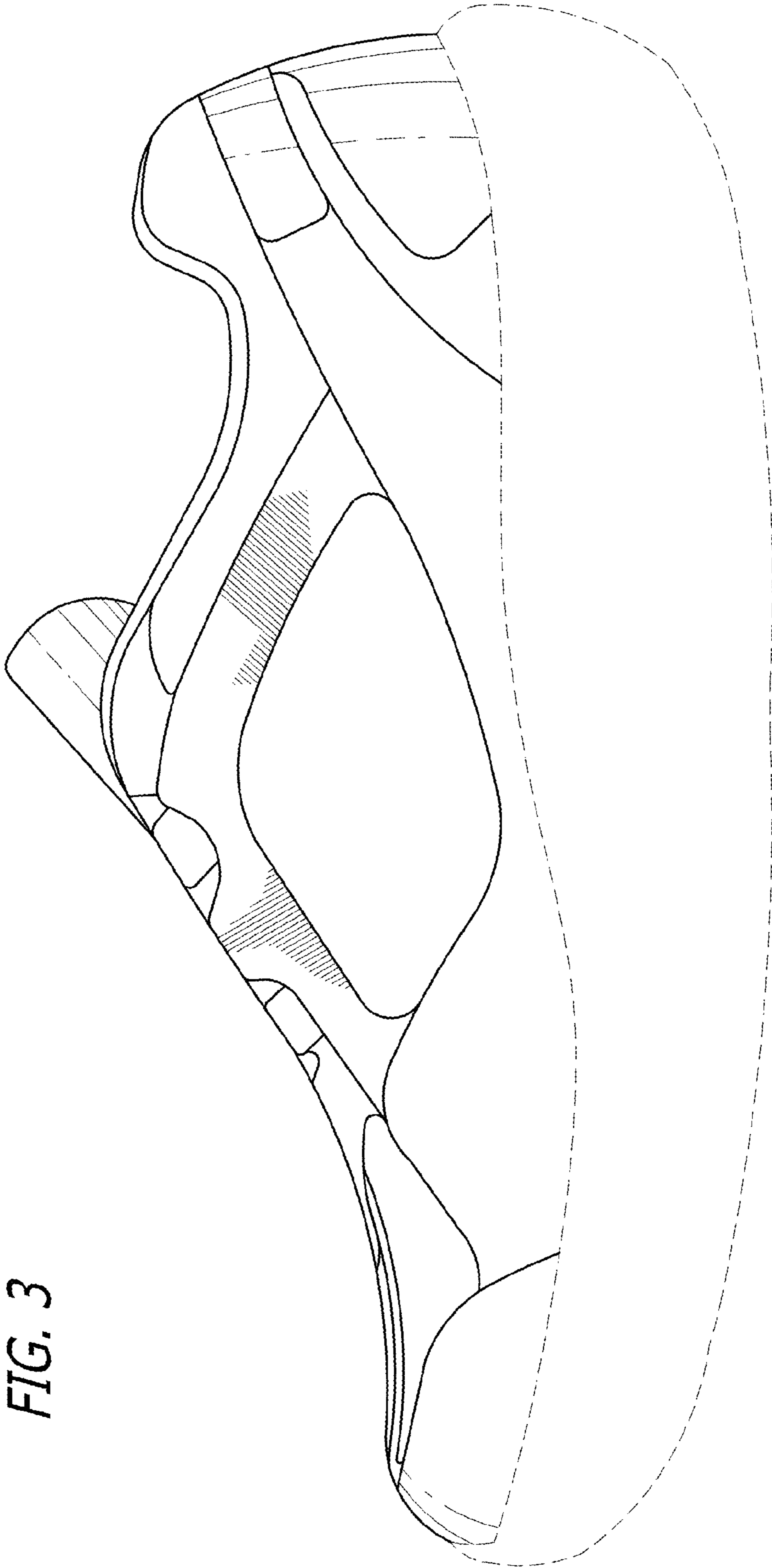


FIG. 3

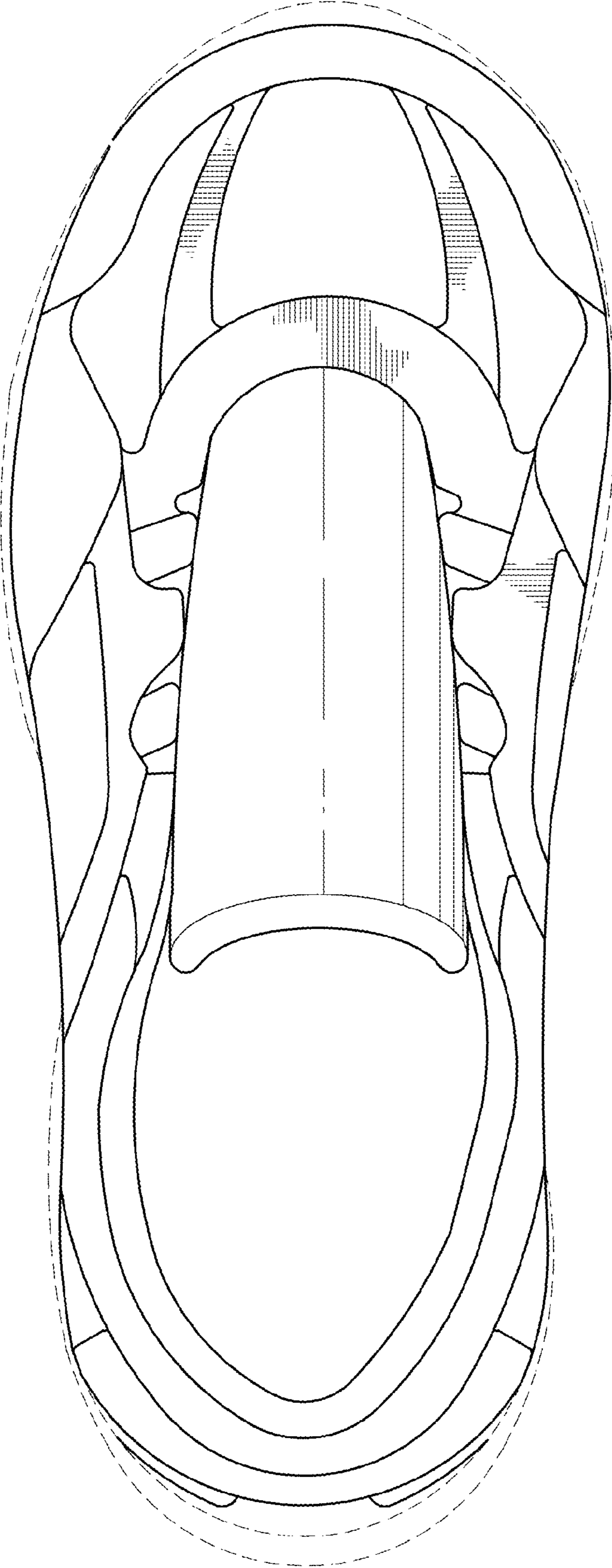


FIG. 4

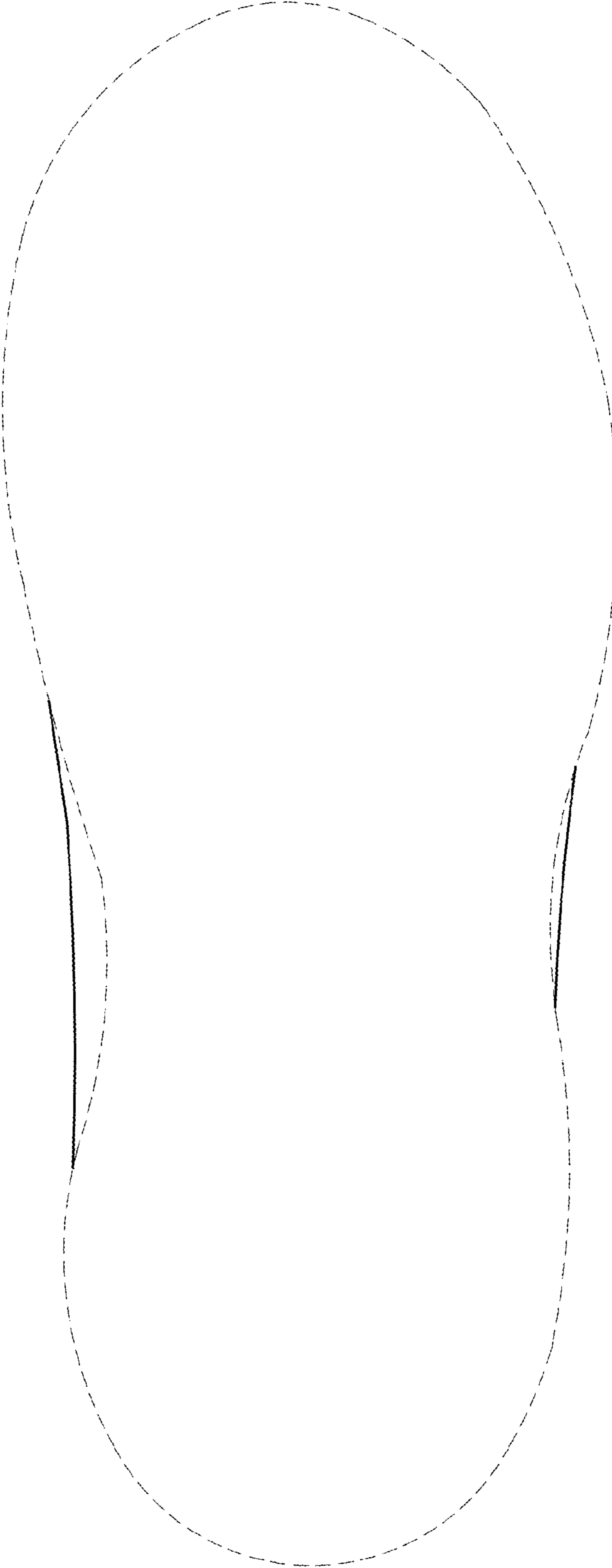


FIG. 5

FIG. 7

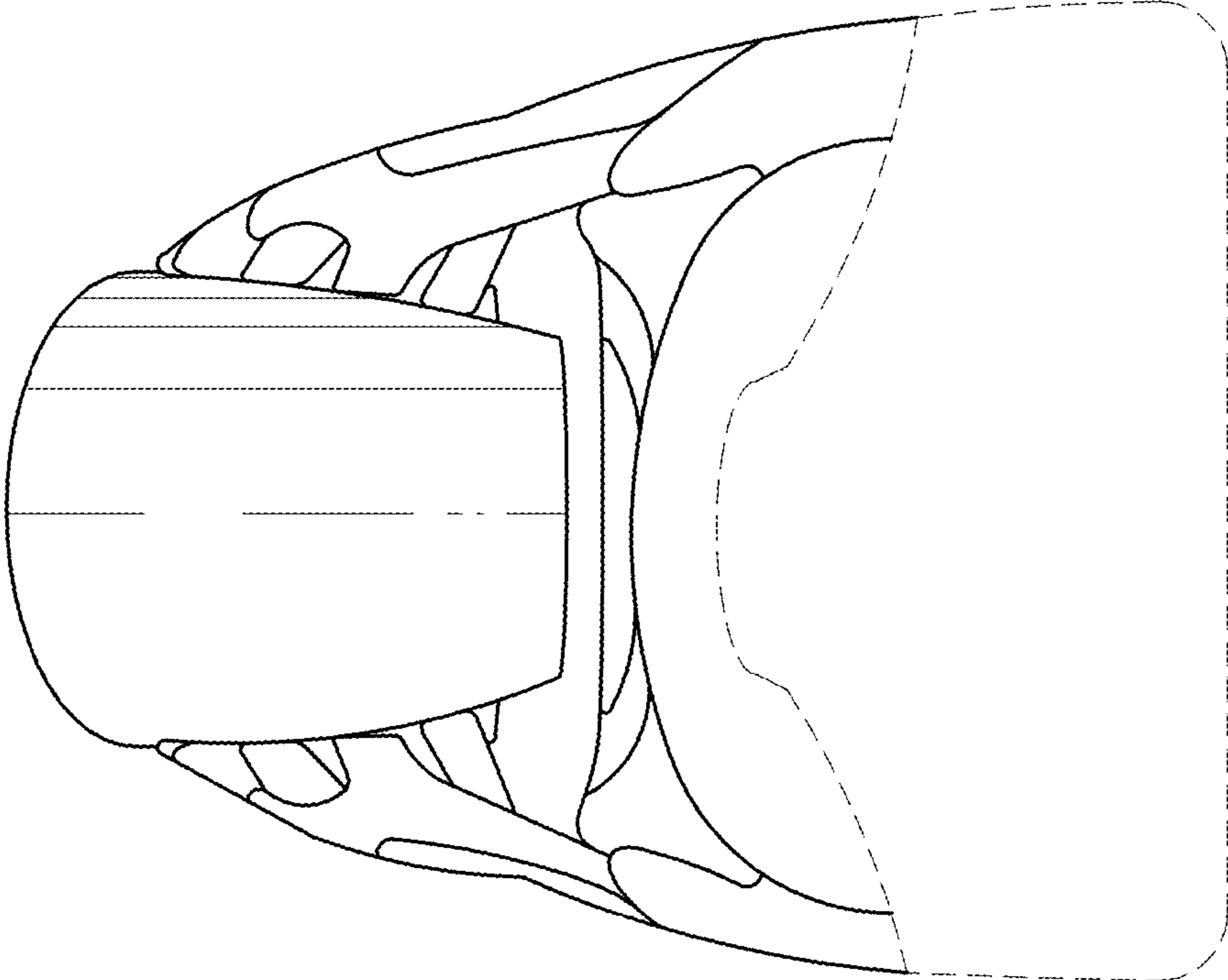


FIG. 6

