



US00D671723S

(12) **United States Design Patent**  
**Teteriatnikov**

(10) **Patent No.:** **US D671,723 S**  
(45) **Date of Patent:** **\*\* Dec. 4, 2012**

(54) **SHOE OUTSOLE AND PERIPHERY**

(75) Inventor: **Savva Teteriatnikov**, Marina del Rey,  
CA (US)

(73) Assignee: **Skechers U.S.A., Inc. II**, Manhattan  
Beach, CA (US)

(\*\*) Term: **14 Years**

(21) Appl. No.: **29/430,126**

(22) Filed: **Aug. 21, 2012**

(51) **LOC (9) Cl.** ..... **02-04**

(52) **U.S. Cl.** ..... **D2/947; D2/951; D2/960**

(58) **Field of Classification Search** ..... D2/902,  
D2/906, 908, 916, 918, 925, 946-962, 977;  
36/3 B, 22 R, 24.5, 25 R, 28, 32 R, 34 R,  
36/59 C, 67 A, 103

See application file for complete search history.

(56) **References Cited**

**U.S. PATENT DOCUMENTS**

5,014,449	A *	5/1991	Richard et al.	36/114
D327,362	S *	6/1992	Hatfield	D2/977
5,367,792	A *	11/1994	Richard et al.	36/114
D374,341	S *	10/1996	Passke et al.	D2/977
D395,341	S	6/1998	Greenberg	
D398,743	S	9/1998	Rask	
D401,744	S *	12/1998	Greenberg	D2/955
D422,128	S	4/2000	Adler	
D458,742	S	6/2002	Crary et al.	
D466,277	S	12/2002	Smith, III	
D466,278	S	12/2002	Smith, III	
D511,617	S *	11/2005	Matis	D2/977
D522,229	S	6/2006	Kubo et al.	
D523,627	S *	6/2006	Avar	D2/977
D547,033	S *	7/2007	Canavan	D2/946
D560,887	S *	2/2008	Belley	D2/954
D574,141	S	8/2008	Kaufman	
D624,291	S	9/2010	Henderson	
D624,737	S *	10/2010	Akhidime	D2/946
D626,316	S	11/2010	Akhidime	
D634,918	S	3/2011	Katz et al.	
D635,748	S	4/2011	Katz et al.	

D636,567	S	4/2011	Raysse	
D640,863	S *	7/2011	Raysse	D2/946
D642,776	S *	8/2011	Raysse	D2/946
D643,189	S *	8/2011	Teteriatnikov	D2/946
D643,601	S *	8/2011	Raysse	D2/946
D643,602	S *	8/2011	Teteriatnikov	D2/946
D644,418	S *	9/2011	Yi	D2/946
D652,614	S *	1/2012	Raysse	D2/954
D661,880	S *	6/2012	Raysse	D2/947
D661,882	S *	6/2012	Raysse	D2/954
D662,293	S *	6/2012	Christopherson	D2/947
D662,295	S *	6/2012	Raysse	D2/954
D662,301	S *	6/2012	Raysse	D2/969
D662,698	S *	7/2012	Pulli et al.	D2/947
D662,701	S *	7/2012	Raysse	D2/957
D663,927	S *	7/2012	Teng-Lee	D2/947
D663,929	S *	7/2012	Teng-Lee	D2/954
D666,795	S *	9/2012	Shaffer	D2/947
2010/0251565	A1 *	10/2010	Litchfield et al.	36/28
2010/0287788	A1	11/2010	Spanks et al.	
2012/0204449	A1 *	8/2012	Stockbridge et al.	36/103

\* cited by examiner

*Primary Examiner* — T. Chase Nelson

(74) *Attorney, Agent, or Firm* — Marshall A. Lerner, Esq.;  
Marvin H. Kleinberg, Esq.; Kleinberg & Lerner, LLP

(57) **CLAIM**

The ornamental design for a shoe outsole and periphery, as shown and described.

**DESCRIPTION**

FIG. 1 is a perspective view of a shoe outsole and periphery embodying my new design.  
FIG. 2 is a left side view thereof;  
FIG. 3 is a right side view thereof;  
FIG. 4 is a top plan view thereof;  
FIG. 5 is a bottom plan view thereof;  
FIG. 6 is a rear elevation view thereof; and,  
FIG. 7 is a front elevation view thereof.  
Broken lines showing the remainder of the shoe in the figures are for illustrative purposes only and form no part of the claimed invention.

**1 Claim, 6 Drawing Sheets**

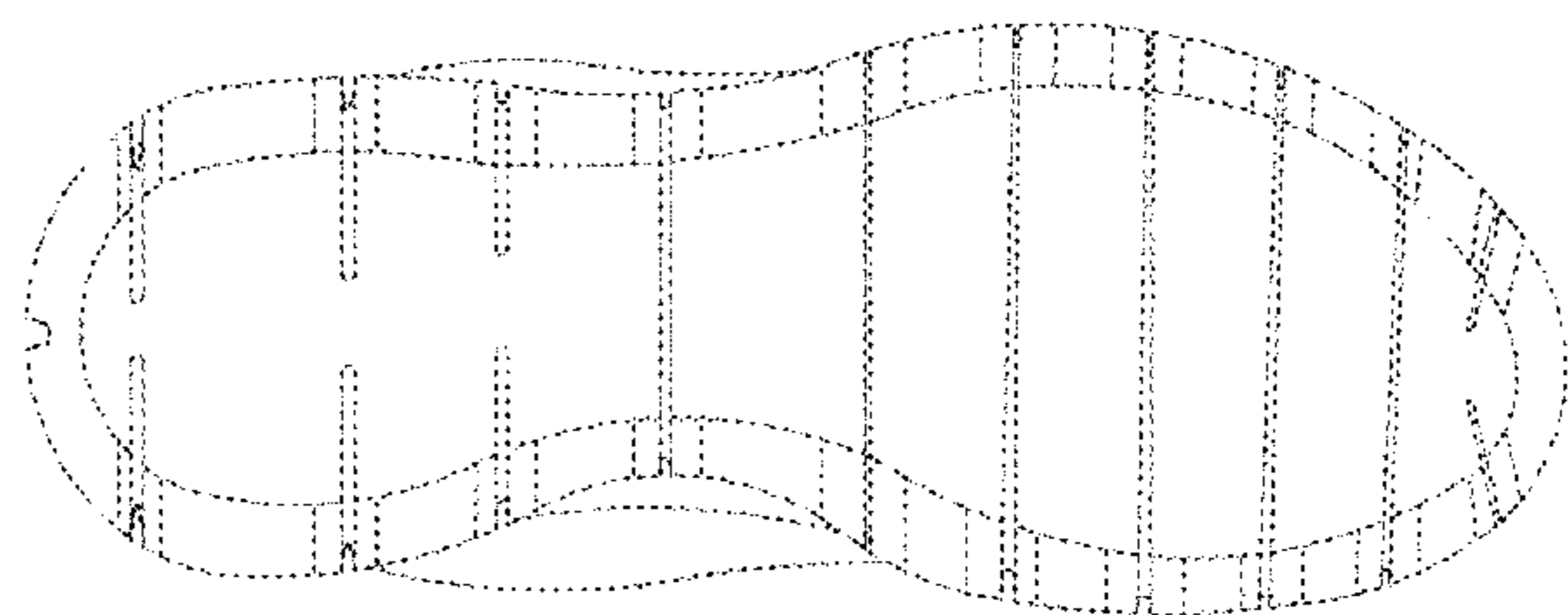



FIG. 1

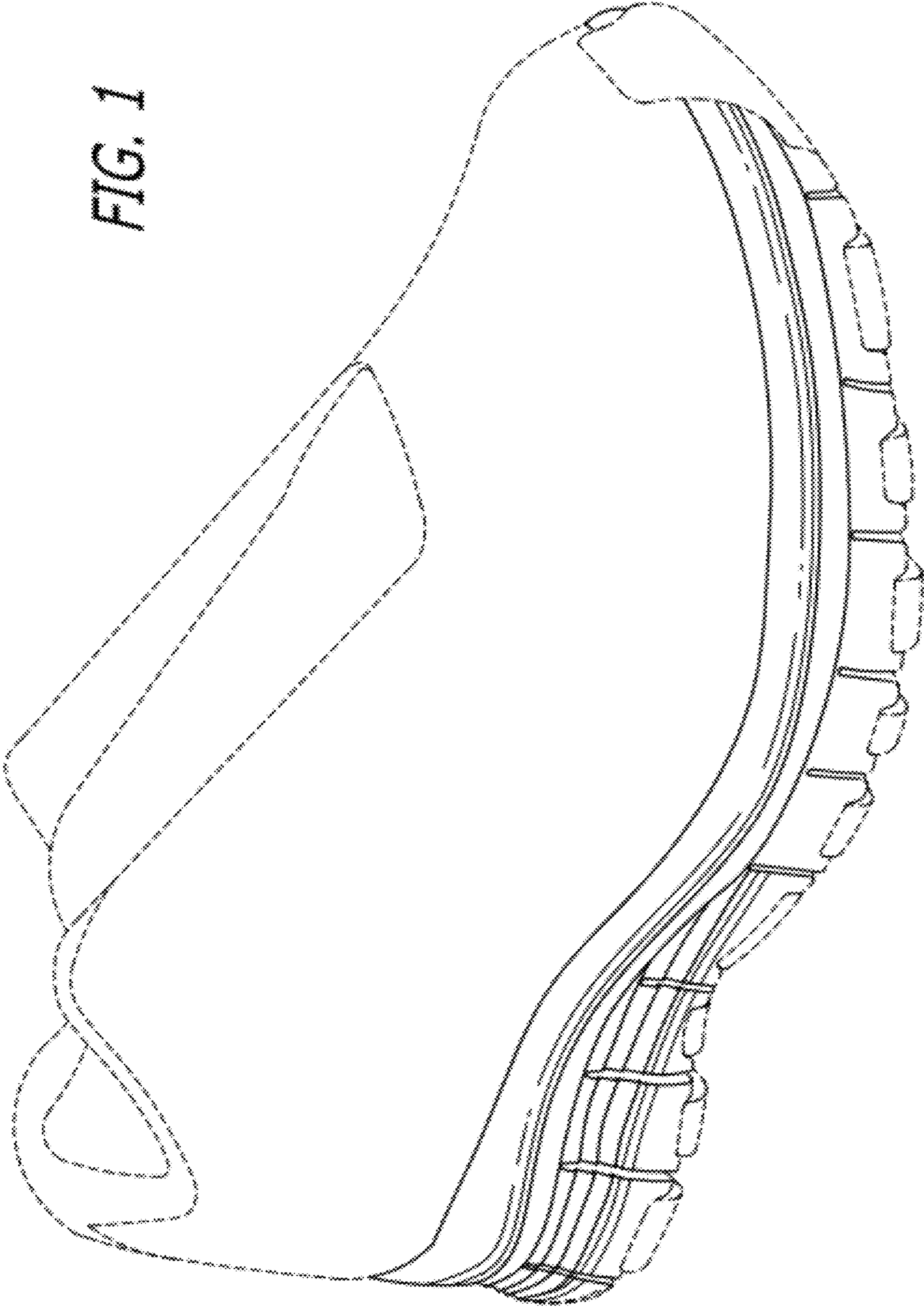


FIG. 2

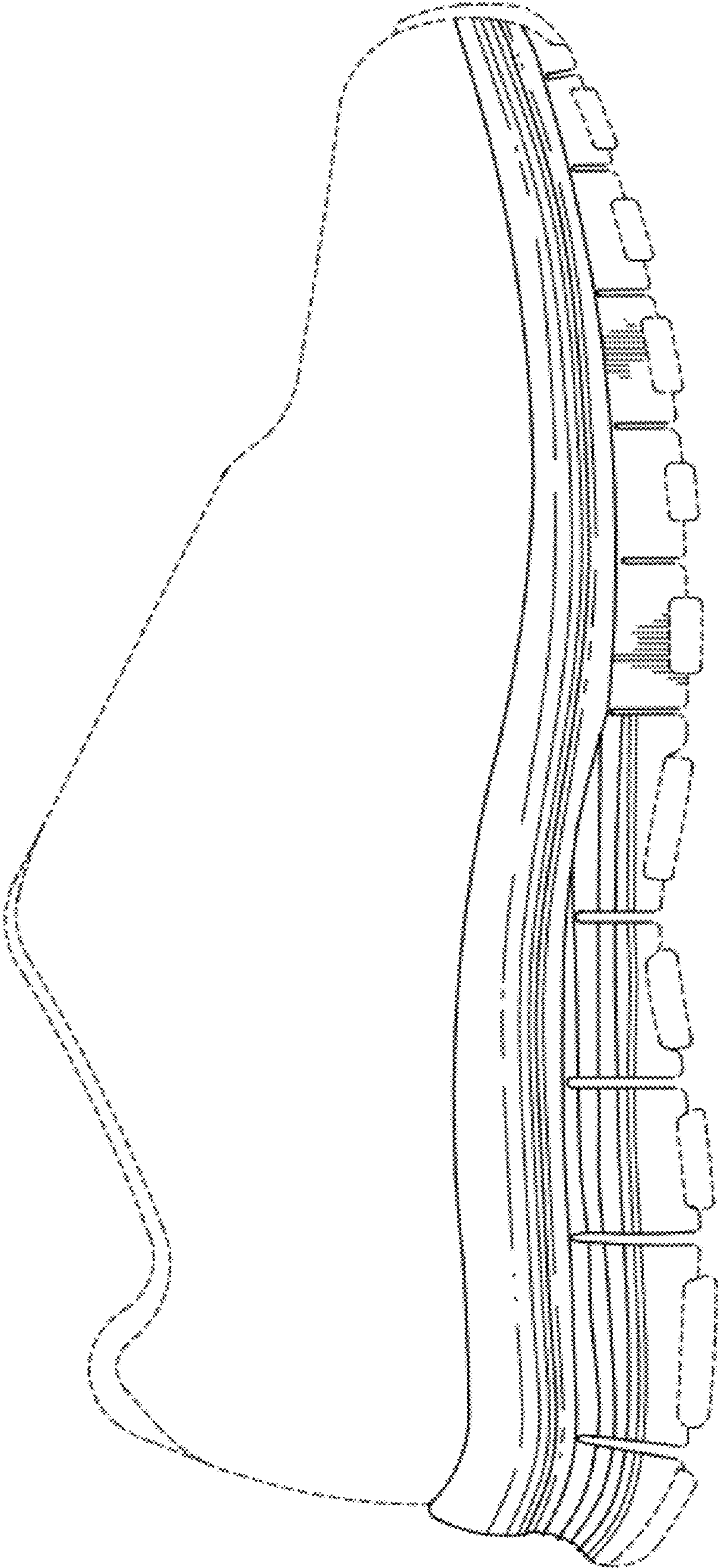
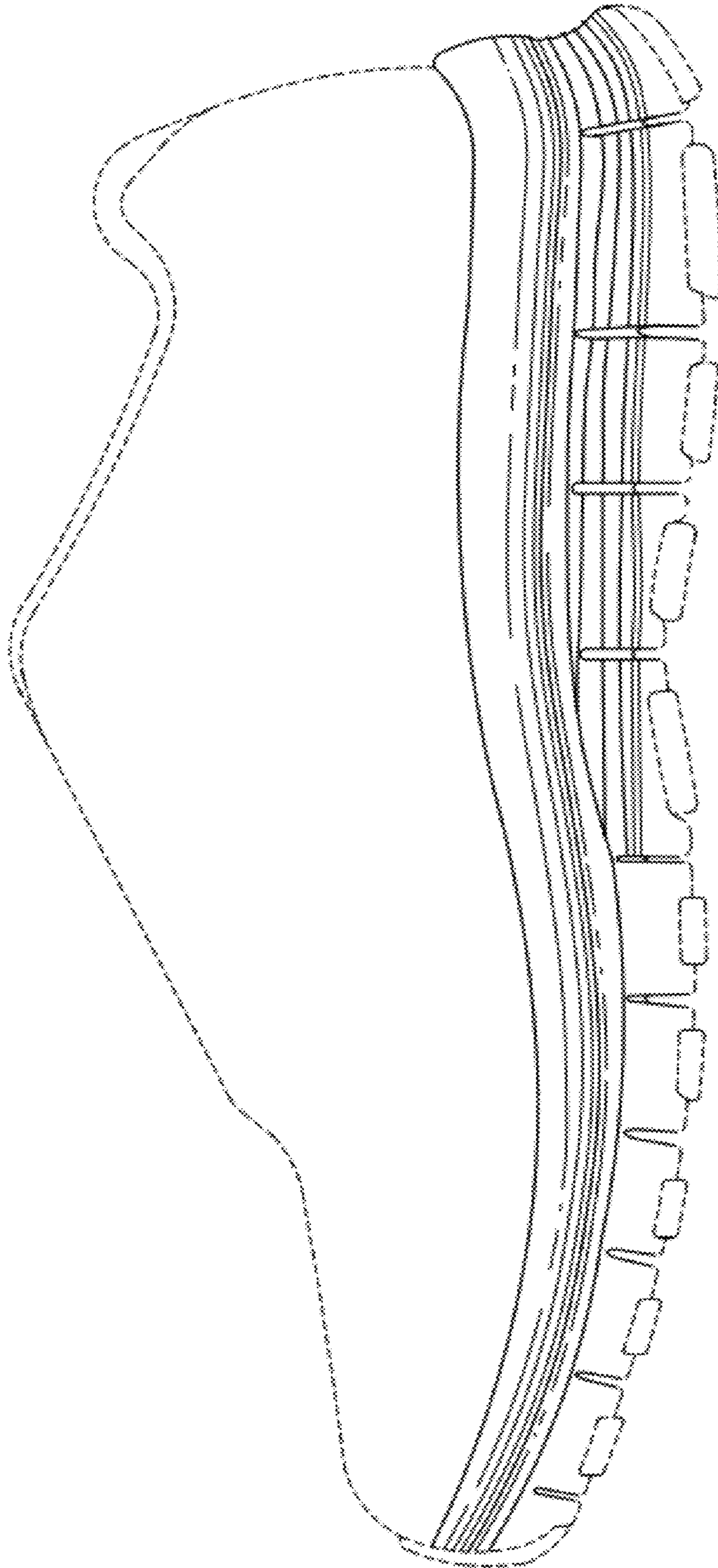


FIG. 3



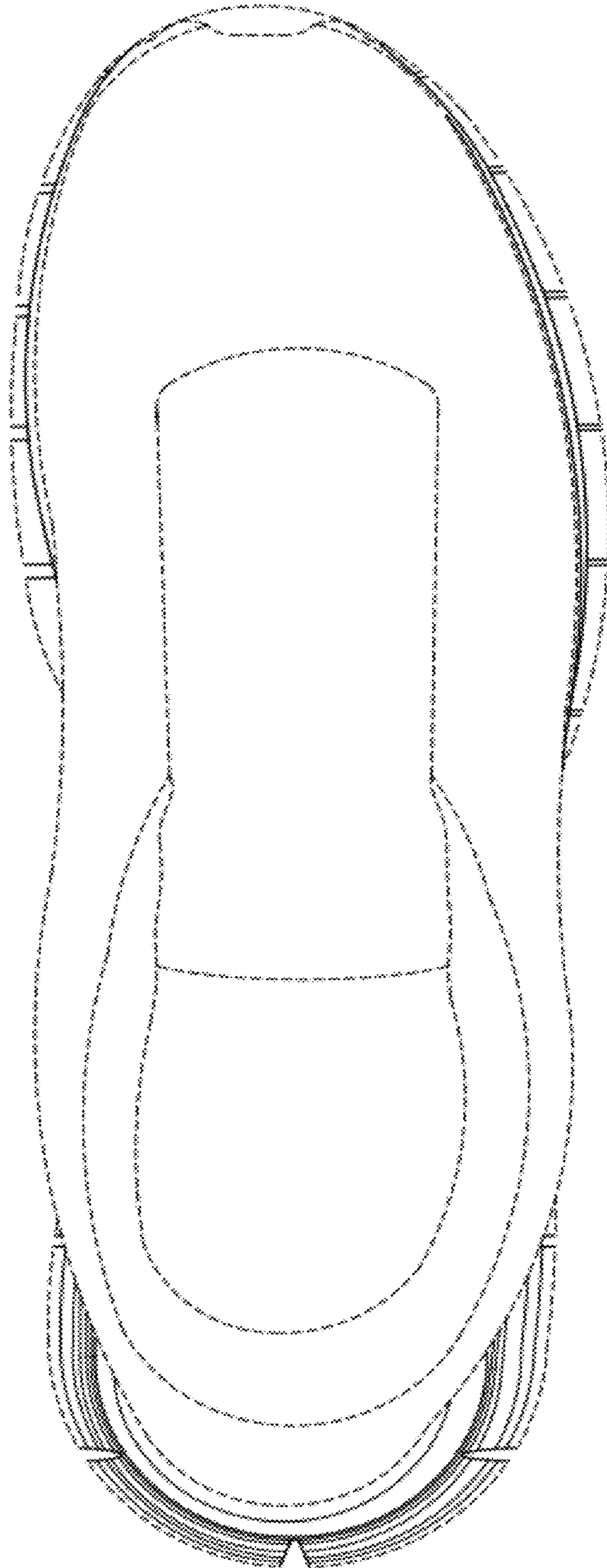


FIG. 4

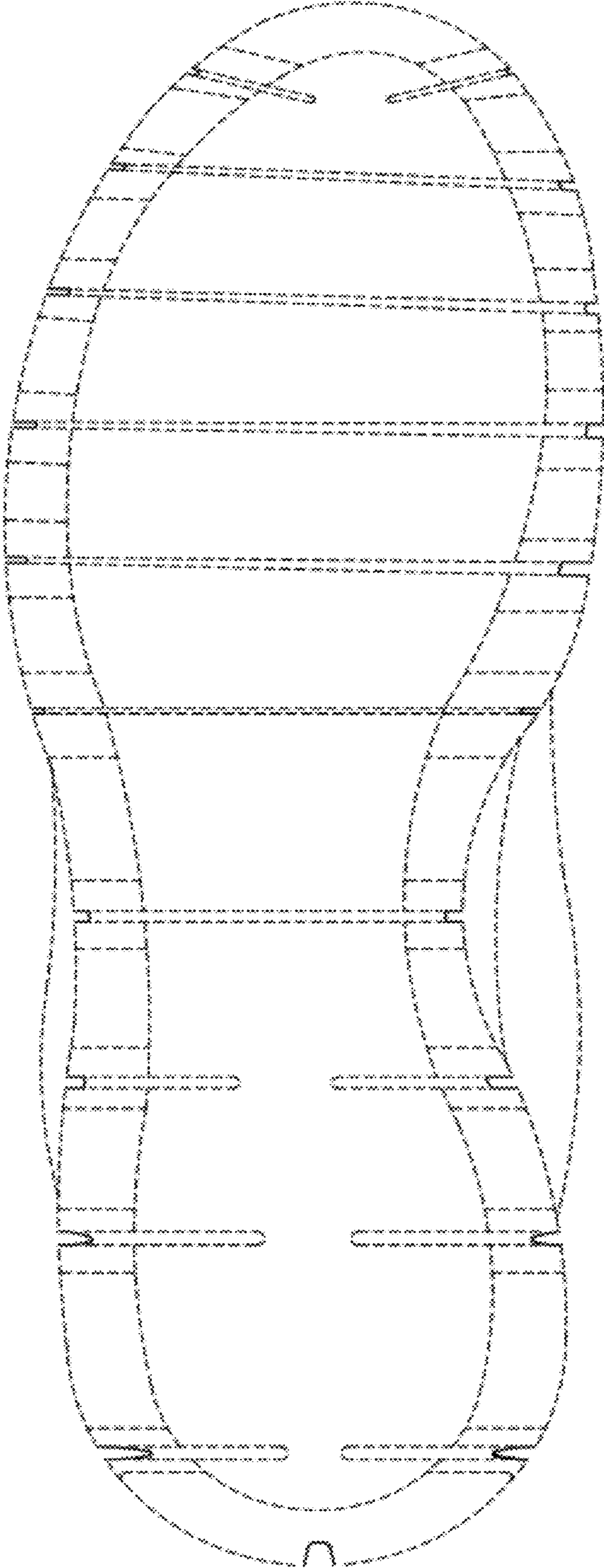


FIG. 5

FIG. 7

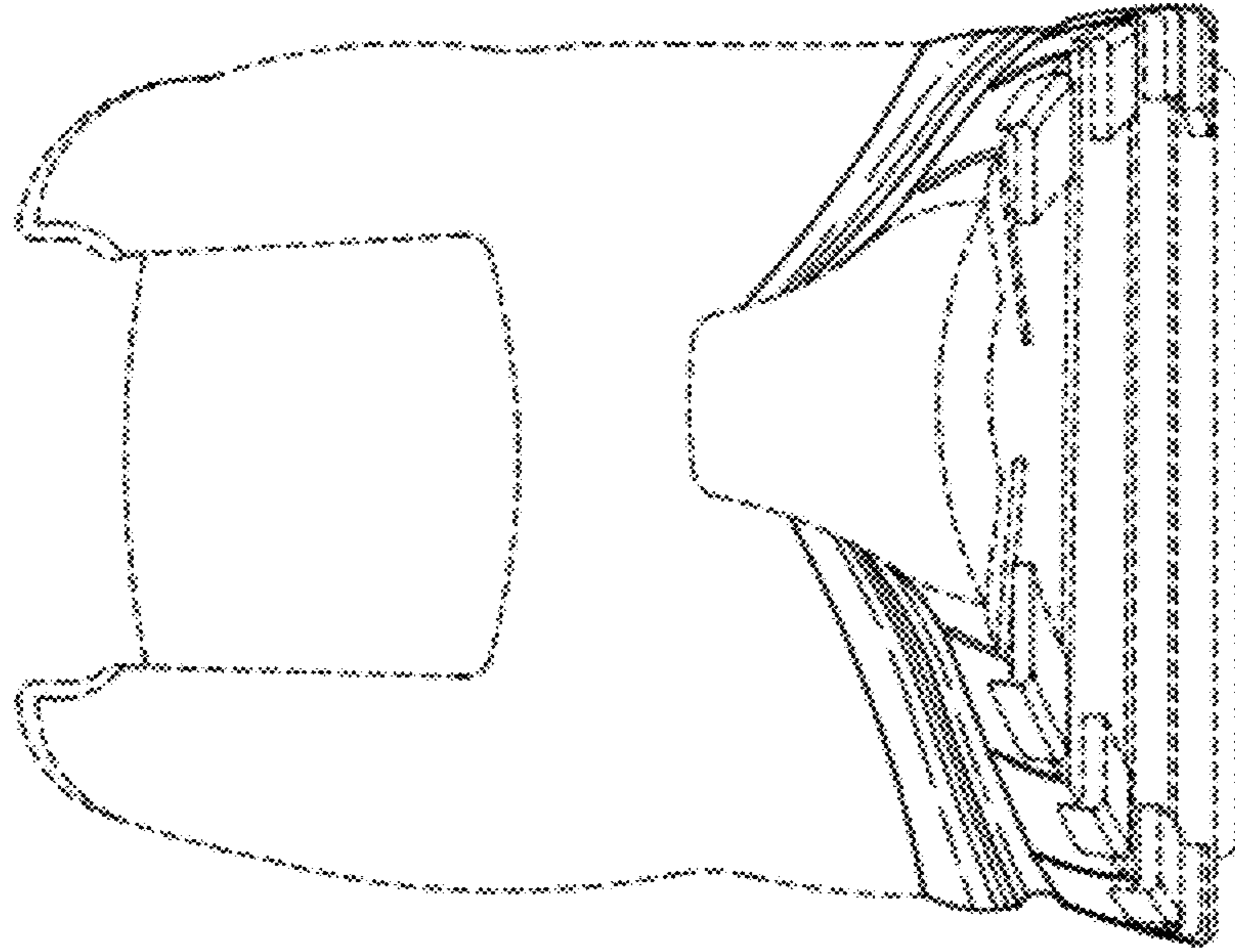


FIG. 6

