



US00D671717S

(12) **United States Design Patent**
Promo et al.

(10) **Patent No.:** **US D671,717 S**
(45) **Date of Patent:** **** Dec. 4, 2012**

(54) **STOCKING CAP FOR FITTING OVER A
BASEBALL-TYPE CAP**

(76) Inventors: **Jeffrey E. Promo**, Ankeny, IA (US);
Jesse T. Lark, Columbia, MO (US)

(**) Term: **14 Years**

(21) Appl. No.: **29/388,905**

(22) Filed: **Apr. 4, 2011**

Related U.S. Application Data

(63) Continuation-in-part of application No. 29/362,111,
filed on May 20, 2010, now abandoned.

(51) **LOC (9) Cl.** **02-01**

(52) **U.S. Cl.** **D2/889**

(58) **Field of Classification Search** D2/865,
D2/866, 867, 875, 876, 877, 878, 880, 882,
D2/889; D3/269; D6/610; D9/632; D21/754;
D29/102; 2/84, 171, 171.04, 174, 175.6,
2/195.1, 195.8, 209.13; 66/171; 150/160
See application file for complete search history.

(56) **References Cited**

U.S. PATENT DOCUMENTS

260,332	A *	6/1882	Simonson	2/46
978,048	A	12/1910	Monoson	
1,096,184	A *	5/1914	Mullaney	2/175.6
D49,972	S *	11/1916	Schmidt	D2/889
1,368,864	A *	2/1921	Turner	2/175.6
D62,863	S *	8/1923	Strauss	D2/889
1,475,653	A *	11/1923	Rosenberg	66/171
1,915,092	A	6/1933	Hendrickson	
2,069,020	A *	1/1937	Schuessler	2/182.1
2,143,265	A *	1/1939	Goldstein	2/172
2,345,407	A	3/1944	Marder et al.	
2,417,986	A	3/1947	Marder et al.	
D156,408	S *	12/1949	Cohn	D2/872
2,682,667	A *	7/1954	Michelstetter	2/205
D173,620	S *	12/1954	Krieger et al.	D2/876

3,492,746	A *	2/1970	Hauck	2/242
4,141,229	A	2/1979	Sharpe	
D273,968	S *	5/1984	Masai et al.	D21/754
D287,421	S *	12/1986	Scaggs	D2/889
D298,481	S	11/1988	Collins et al.	
4,982,451	A *	1/1991	Graham	2/410
D401,392	S	11/1998	DiGiglia	
6,061,836	A *	5/2000	Peters	2/175.6
D429,869	S	8/2000	Trudeau et al.	

(Continued)

Primary Examiner — Karen E Eldridge Powers

(74) *Attorney, Agent, or Firm* — McKee, Voorhees & Sease,
P.L.C.

(57) **CLAIM**

We claim the ornamental design for a stocking cap for fitting over a baseball-type cap, substantially as shown and described.

DESCRIPTION

FIG. 1 is a front elevation view of the stocking cap over a baseball type cap.

FIG. 2 is a rear elevation view of the stocking cap over a baseball type cap.

FIG. 3 is a left side elevation view of the stocking cap over a baseball style cap.

FIG. 4 is a right side elevation view of the stocking cap over a baseball type cap.

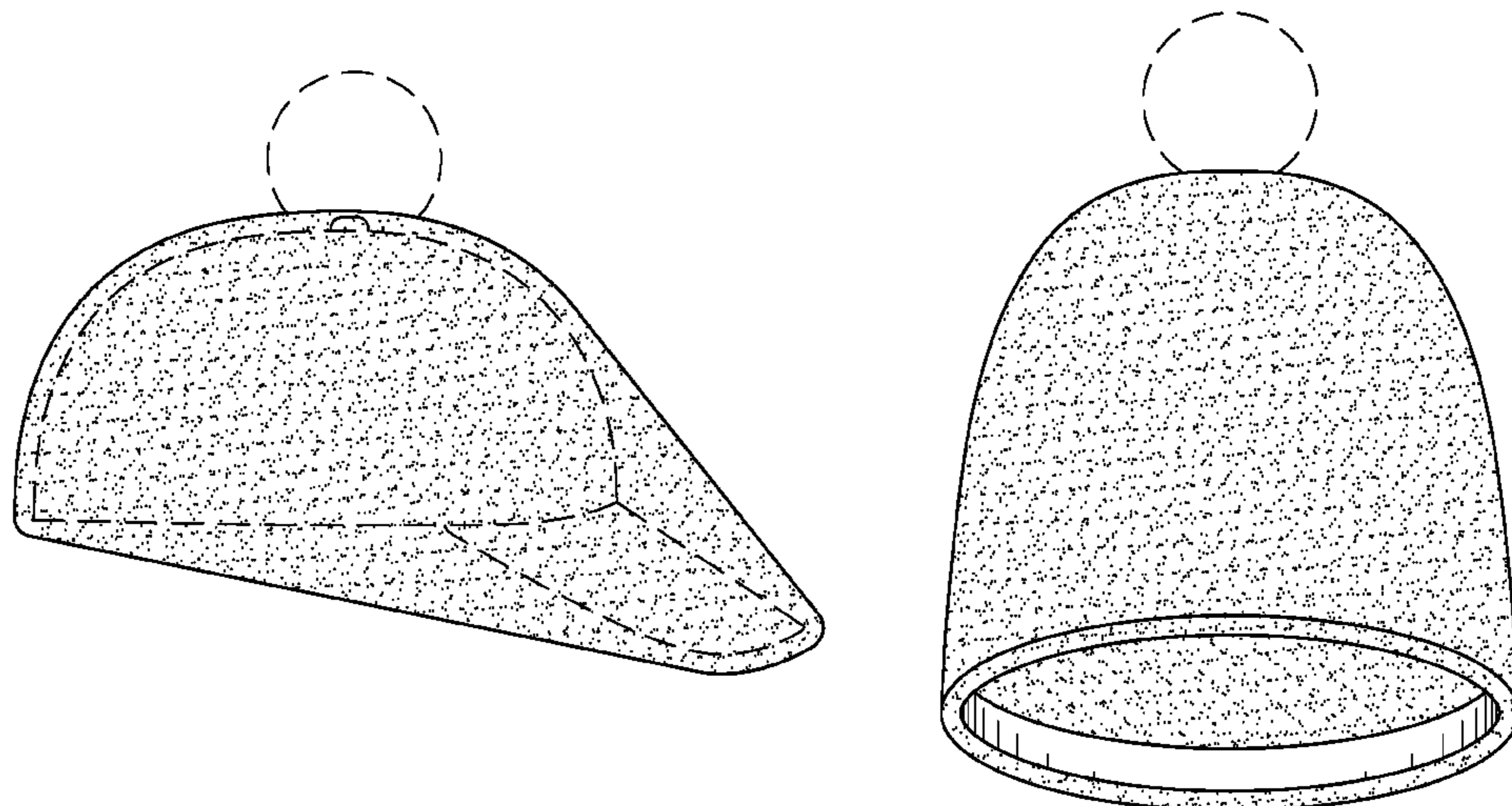
FIG. 5 is a top plan view of the stocking cap over a baseball type cap.

FIG. 6 is a side perspective view of the hat in a relaxed condition; and,

FIG. 7 is a bottom perspective view of the hat in a relaxed condition, showing into its interior.

The broken lines shown in the drawings illustrate features of the article to which the design is applied or in which the design is embodied that form no part of the claim.

1 Claim, 5 Drawing Sheets



US D671,717 S

Page 2

U.S. PATENT DOCUMENTS

D441,937 S	5/2001	Thibodaux	
D456,473 S *	4/2002	Okamoto	D21/754
6,463,592 B1	10/2002	Brooks	
6,675,393 B1	1/2004	Park	
D498,572 S	11/2004	Si	
D526,766 S	8/2006	Ribera	
D558,431 S *	1/2008	Pritchett	D2/879
D569,555 S *	5/2008	Fowler	D29/102
D571,982 S	7/2008	Kirby	
7,424,751 B1 *	9/2008	Miller	2/209.11
D587,879 S *	3/2009	Cho	D2/882
D592,382 S *	5/2009	Cho	D2/869
D595,033 S	6/2009	Lynn	
D605,852 S *	12/2009	Yusufov et al.	D3/269
D618,446 S *	6/2010	Clare et al.	D2/878
D621,592 S *	8/2010	Gargotta	D2/882
D624,286 S *	9/2010	Hall	D2/878
D630,004 S *	1/2011	Martinez	D2/865
2008/0163409 A1	7/2008	Humiston	

* cited by examiner

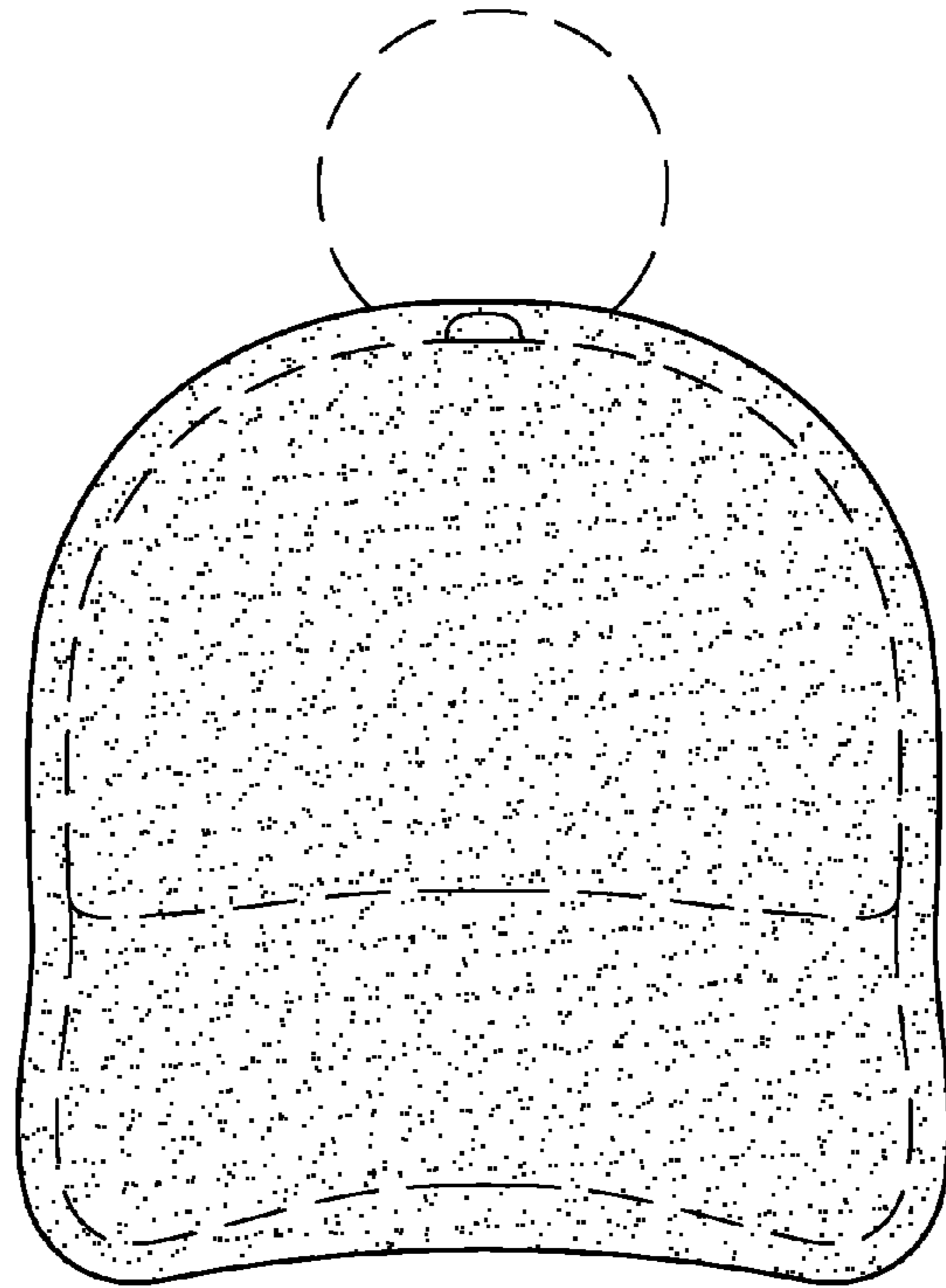


Fig. 1

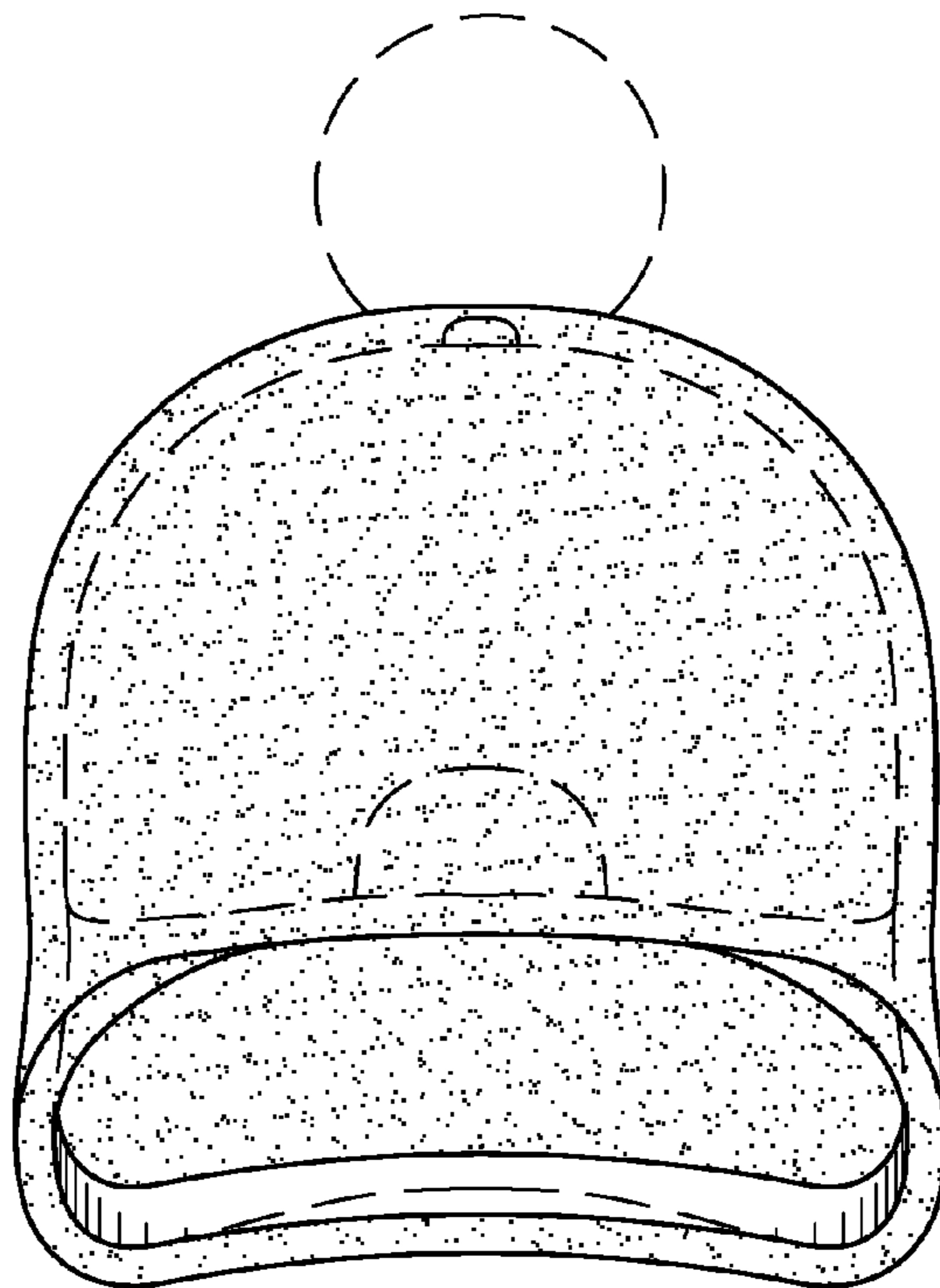


Fig. 2

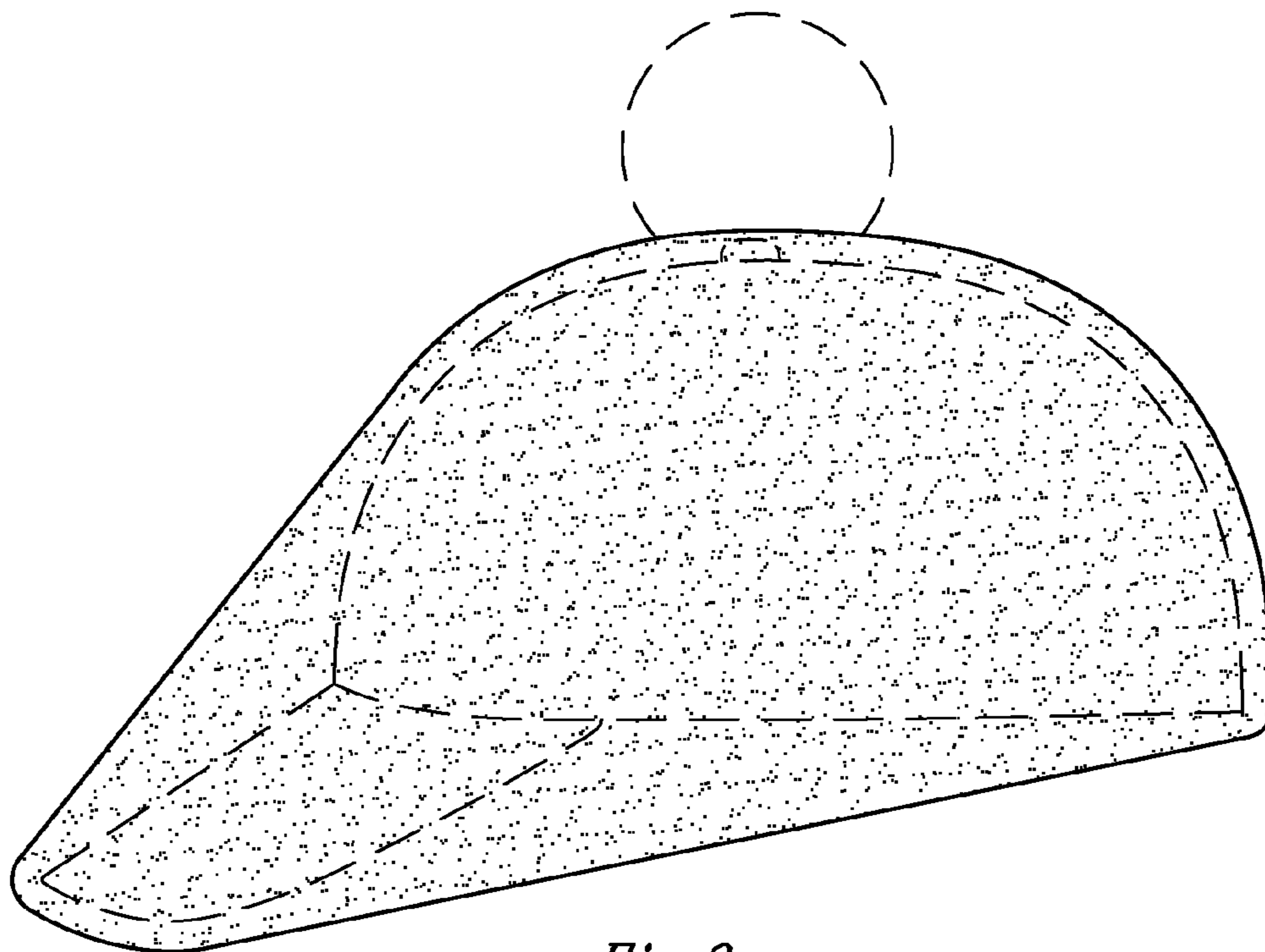


Fig. 3

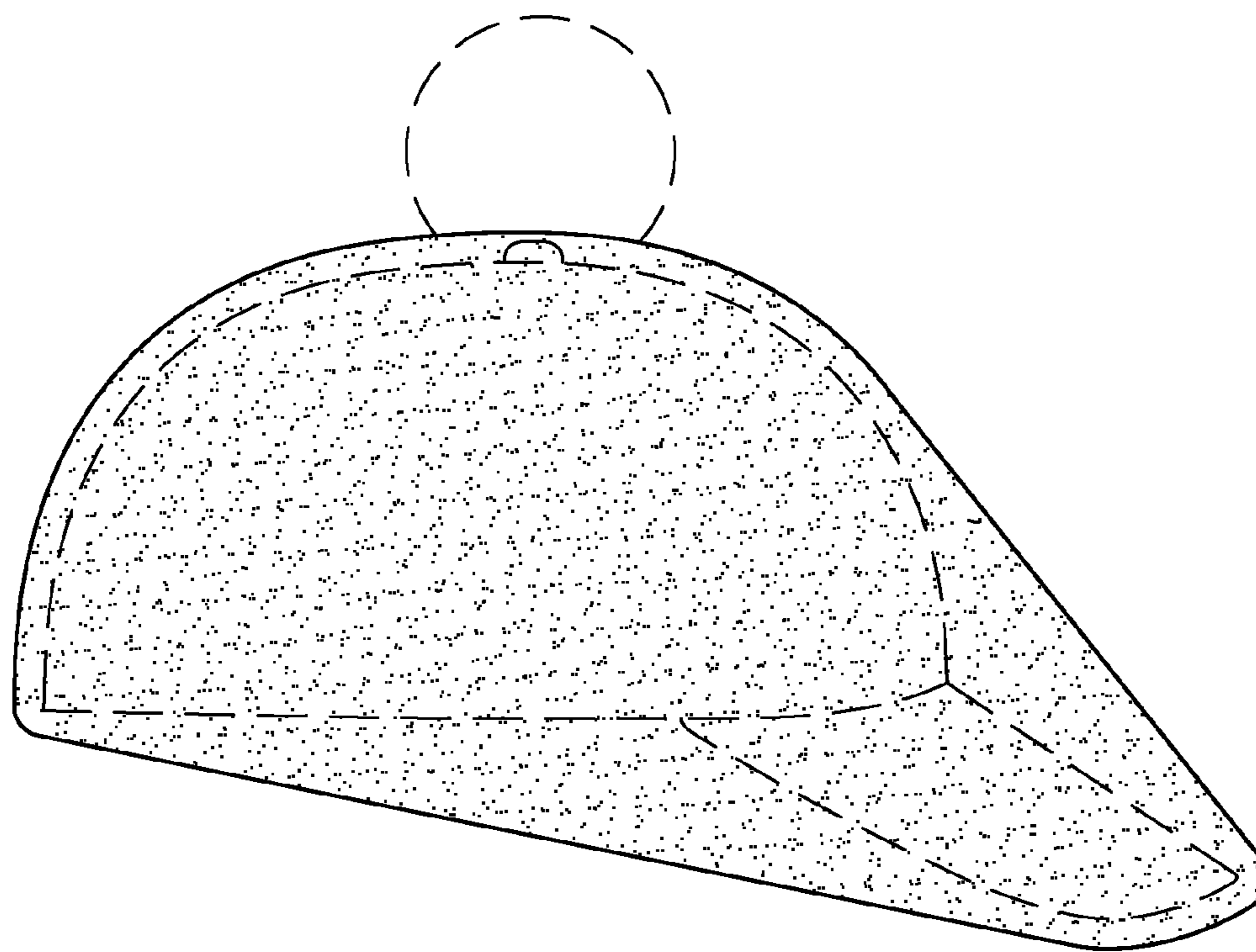


Fig. 4

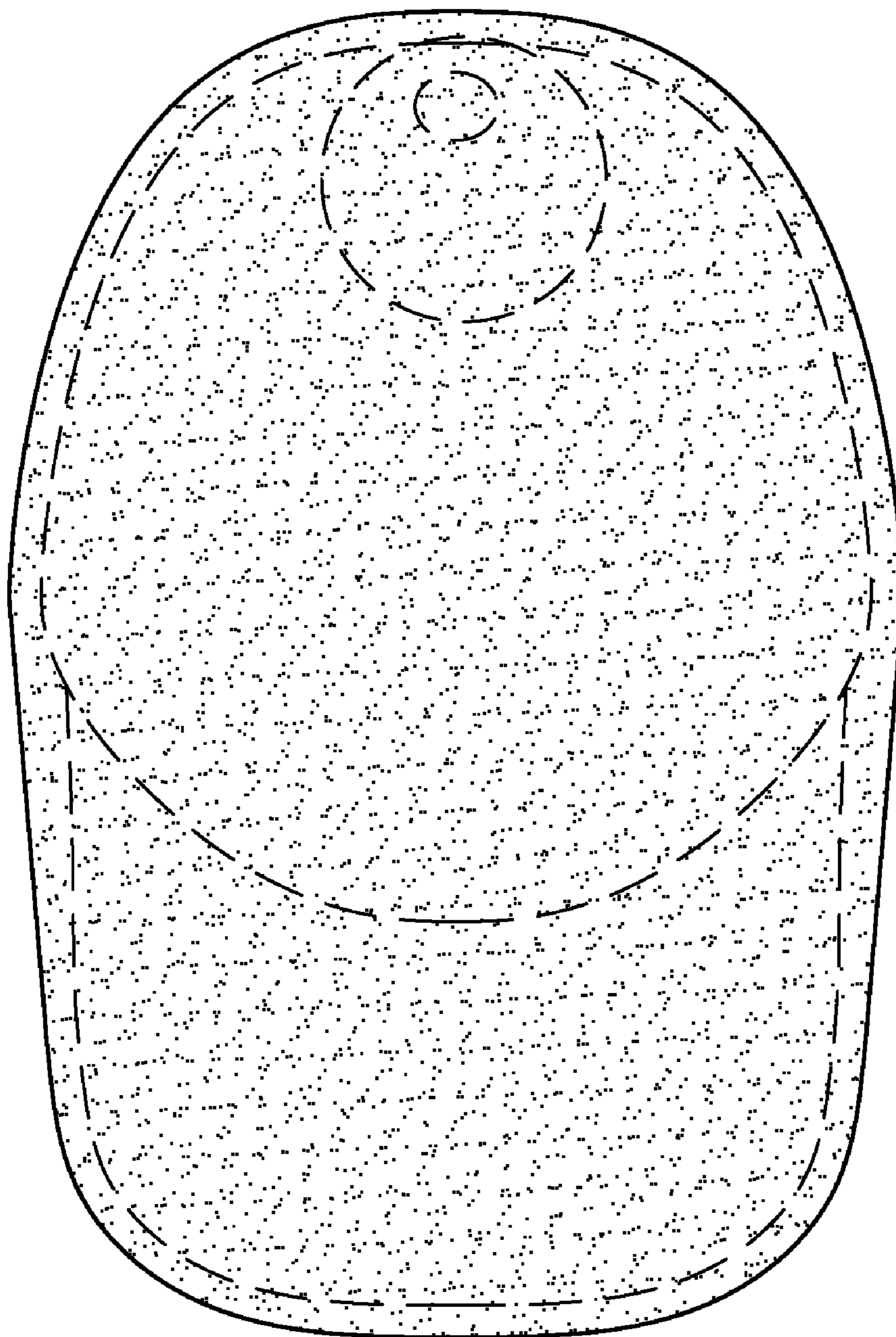


Fig. 5

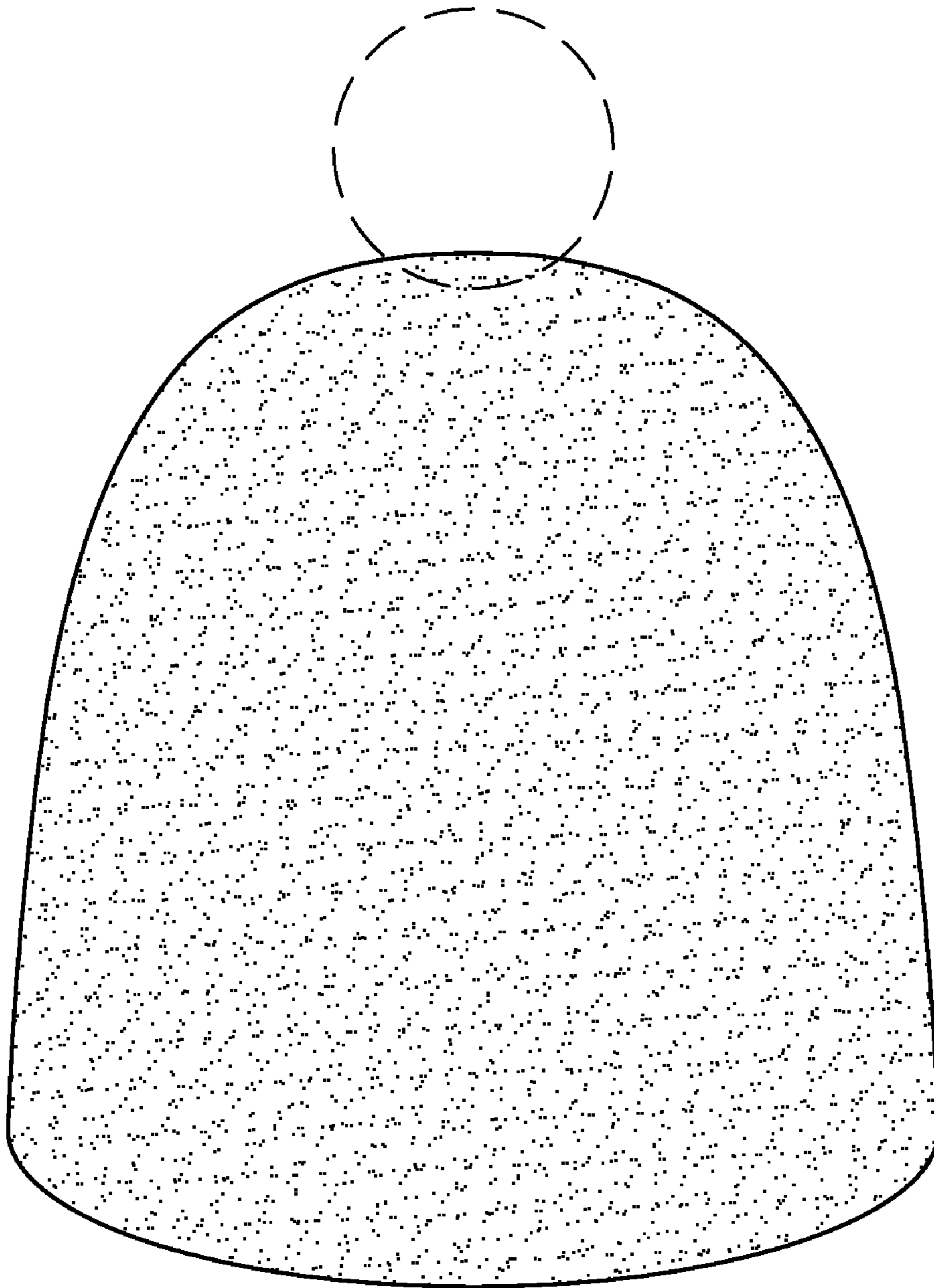


Fig. 6

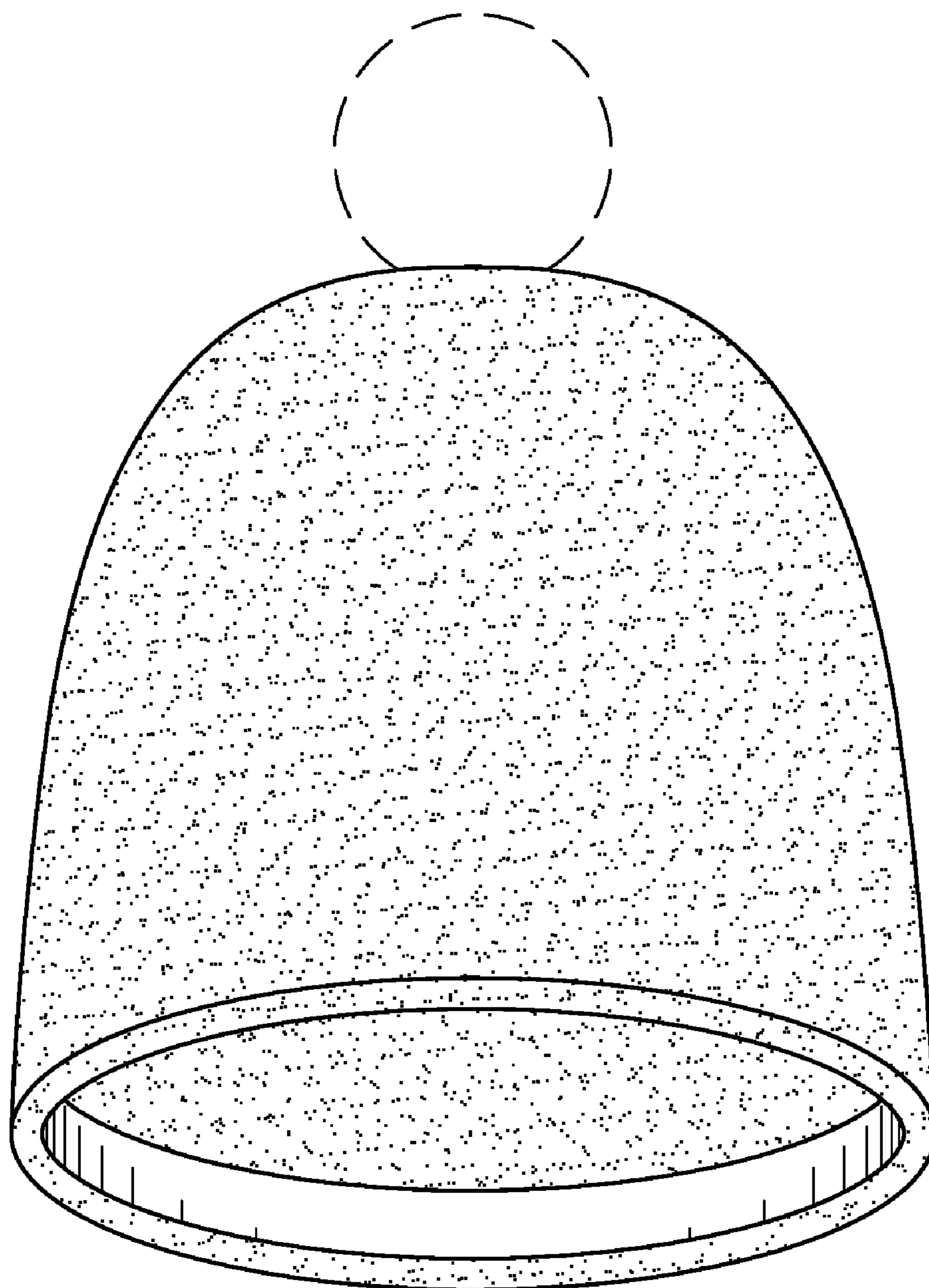


Fig. 7