

US00D671715S

(12) **United States Design Patent**
Schottenstein

(10) **Patent No.:** **US D671,715 S**
(45) **Date of Patent:** **** Dec. 4, 2012**

(54) **COLLAR STAY**

(75) Inventor: **David B. Schottenstein**, Columbus, OH (US)

(73) Assignee: **Sirota Holding Company, LLC**, Columbus, OH (US)

(**) Term: **14 Years**

(21) Appl. No.: **29/387,118**

(22) Filed: **Mar. 9, 2011**

(51) **LOC (9) Cl.** **02-02**

(52) **U.S. Cl.** **D2/859**

(58) **Field of Classification Search** D2/853,
D2/859, 602, 609; 2/132, 255-263; 223/84
See application file for complete search history.

4,118,803 A	10/1978	Blau	
4,975,983 A	12/1990	Everett	
D420,778 S *	2/2000	Roberts D2/609
6,089,422 A	7/2000	Gibson	
6,526,597 B1	3/2003	Shepard	
6,748,602 B1	6/2004	Barnes	
6,889,387 B1	5/2005	Tiss et al.	
D507,205 S	7/2005	Bier et al.	
7,004,361 B2	2/2006	Thomas	
7,036,696 B2	5/2006	Lam	
7,392,920 B2	7/2008	Dedo	
7,409,730 B2	8/2008	Boos	
7,614,101 B2	11/2009	Milbourne	
D640,042 S	6/2011	Biancamano	
8,108,948 B2 *	2/2012	Boos 2/132
2005/0278826 A1	12/2005	Kato	
2007/0204374 A1	9/2007	Bier et al.	
2009/0038049 A1	2/2009	West	
2009/0144879 A1	6/2009	Newberry	
2010/0031331 A1	2/2010	Ichinose et al.	
2010/0088801 A1	4/2010	Spiros	
2011/0219515 A1	9/2011	Chen et al.	

(56) **References Cited**

U.S. PATENT DOCUMENTS

556,930 A *	3/1896	Janowitz 2/260.1
811,326 A	1/1906	Reynolds	
821,678 A	5/1906	Theberath	
950,073 A	2/1910	Marinsky	
991,402 A	5/1911	Windrich	
1,013,783 A	1/1912	Krischer	
2,639,436 A	5/1935	Gavrilovich	
2,319,135 A	5/1943	Kaplan	
2,372,752 A	4/1945	Vaccarella	
2,454,076 A	11/1948	Marx et al.	
2,494,185 A	1/1950	Magney	
2,564,008 A	8/1951	Holt	
2,615,167 A	10/1952	Sarff	
2,651,782 A	9/1953	Oulouhojian	
2,659,892 A	11/1953	Sharp et al.	
2,697,834 A	12/1954	Robinson	
2,719,979 A *	10/1955	Rezek 2/132
2,735,104 A	2/1956	Finan	
2,740,125 A	4/1956	Spevak	
2,744,256 A	5/1956	Portias	
2,795,795 A	6/1957	Hobbs	
2,799,024 A	7/1957	Oscand	
2,899,681 A	8/1959	Oscard	
2,992,434 A	7/1961	Weeks	
3,075,202 A	1/1963	Rubio	
3,129,435 A *	4/1964	Spence 2/257
4,064,874 A *	12/1977	Valin 602/26

FOREIGN PATENT DOCUMENTS

DE 206831 11/1907

* cited by examiner

Primary Examiner — Rashida Johnson

(74) *Attorney, Agent, or Firm* — Blank Rome LLP

(57) **CLAIM**

The ornamental design for a collar stay, as shown and described.

DESCRIPTION

FIG. 1 is a front perspective view of a first embodiment of a collar stay showing my new design.
 FIG. 2 is a front elevation view thereof.
 FIG. 3 is rear elevation view thereof.
 FIG. 4 is a left side elevation view thereof.
 FIG. 5 is a right side elevation view thereof.
 FIG. 6 is a top plan view thereof.
 FIG. 7 is a bottom plan view thereof.
 FIG. 8 is a front perspective view of an alternate position of the first embodiment.
 FIG. 9 is a front elevation view thereof.
 FIG. 10 is rear elevation view thereof.



FIG. 11 is a left side elevation view thereof.
FIG. 12 is a right side elevation view thereof.
FIG. 13 is a top plan view thereof.
FIG. 14 is a bottom plan view thereof.
FIG. 15 is a front perspective view of another alternate position of the first embodiment.
FIG. 16 is a front elevation view thereof.
FIG. 17 is rear elevation view thereof.
FIG. 18 is a left side elevation view thereof.
FIG. 19 is a right side elevation view thereof.
FIG. 20 is a top plan view thereof.
FIG. 21 is a bottom plan view thereof.
FIG. 22 is a front perspective view of another alternate position of the first embodiment.
FIG. 23 is a front elevation view thereof.
FIG. 24 is rear elevation view thereof.
FIG. 25 is a left side elevation view thereof.
FIG. 26 is a right side elevation view thereof.
FIG. 27 is a top plan view thereof.
FIG. 28 is a bottom plan view thereof.
FIG. 29 is a front perspective view of a second embodiment of my new design.
FIG. 30 is a front elevation view thereof.
FIG. 31 is rear elevation view thereof.
FIG. 32 is a left side elevation view thereof.
FIG. 33 is a right side elevation view thereof.
FIG. 34 is a top plan view thereof.

FIG. 35 is a bottom plan view thereof.
FIG. 36 is a front perspective view of an alternate position of the second embodiment.
FIG. 37 is a front elevation view thereof.
FIG. 38 is rear elevation view thereof.
FIG. 39 is a left side elevation view thereof.
FIG. 40 is a right side elevation view thereof.
FIG. 41 is a top plan view thereof.
FIG. 42 is a bottom plan view thereof.
FIG. 43 is a front perspective view of another alternate position of the second embodiment.
FIG. 44 is a front elevation view thereof.
FIG. 45 is rear elevation view thereof.
FIG. 46 is a left side elevation view thereof.
FIG. 47 is a right side elevation view thereof.
FIG. 48 is a top plan view thereof.
FIG. 49 is a bottom plan view thereof.
FIG. 50 is a front perspective view of another alternate position of the second embodiment.
FIG. 51 is a front elevation view thereof.
FIG. 52 is rear elevation view thereof.
FIG. 53 is a left side elevation view thereof.
FIG. 54 is a right side elevation view thereof.
FIG. 55 is a top plan view thereof; and,
FIG. 56 is a bottom plan view thereof.

1 Claim, 24 Drawing Sheets

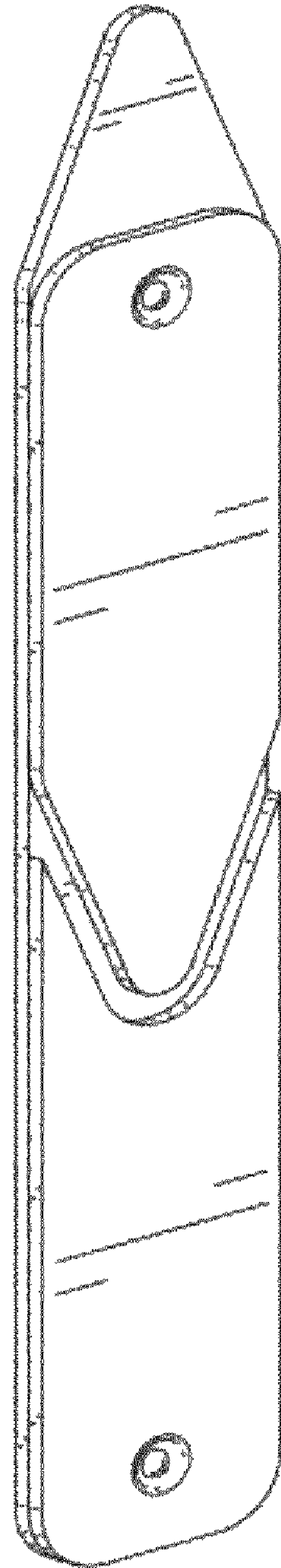


FIG. 1

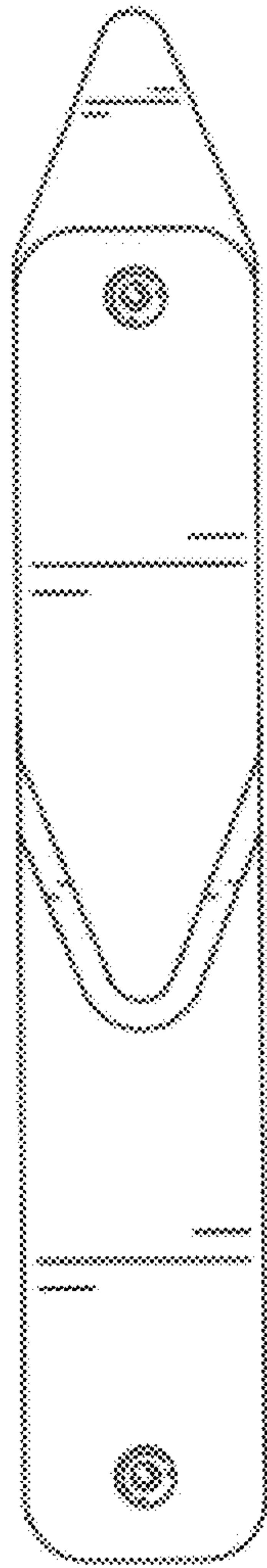


FIG. 2




FIG. 3



FIG. 4



FIG. 5




FIG. 6




FIG. 7




FIG. 8




FIG. 9




FIG. 10




FIG. 11



FIG. 12



FIG. 13




FIG. 14

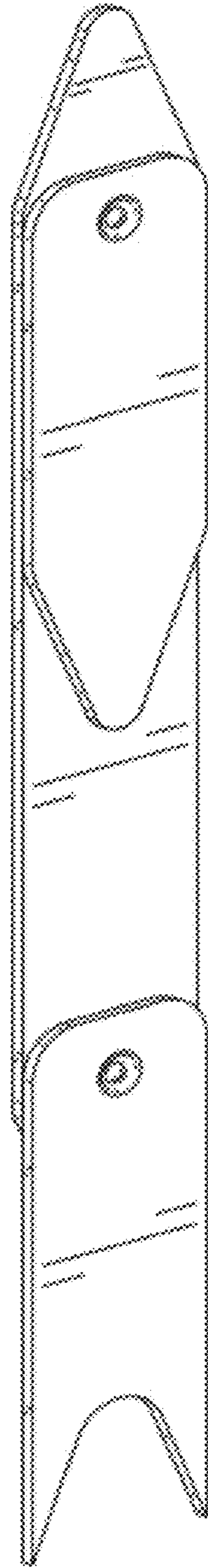


FIG. 15

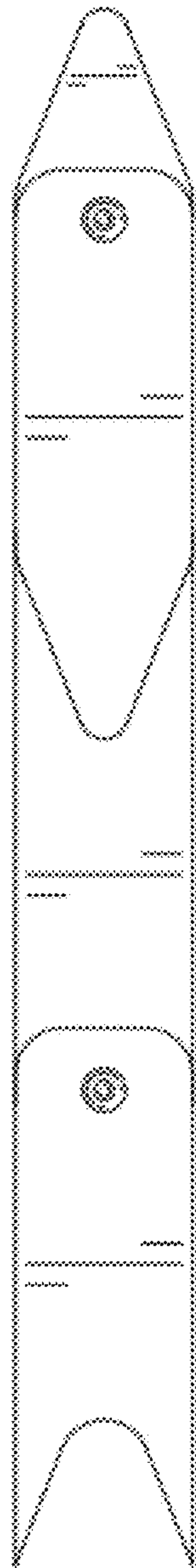


FIG. 16




FIG. 17

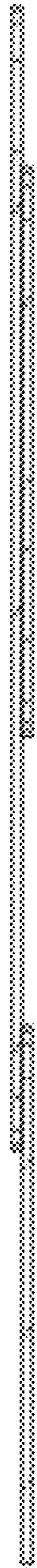


FIG. 18




FIG. 19




FIG. 20




FIG. 21

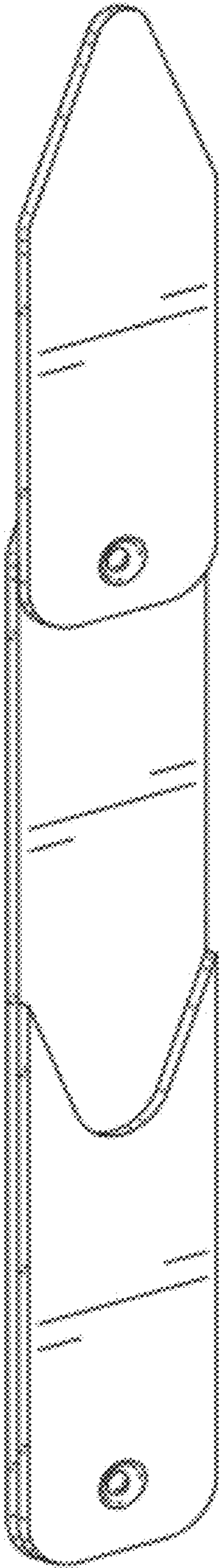


FIG. 22




FIG. 23




FIG. 24

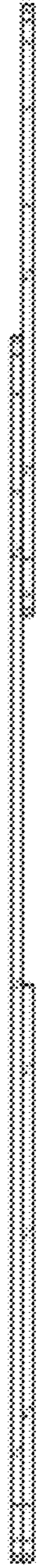


FIG. 25



FIG. 26



FIG. 27



FIG. 28

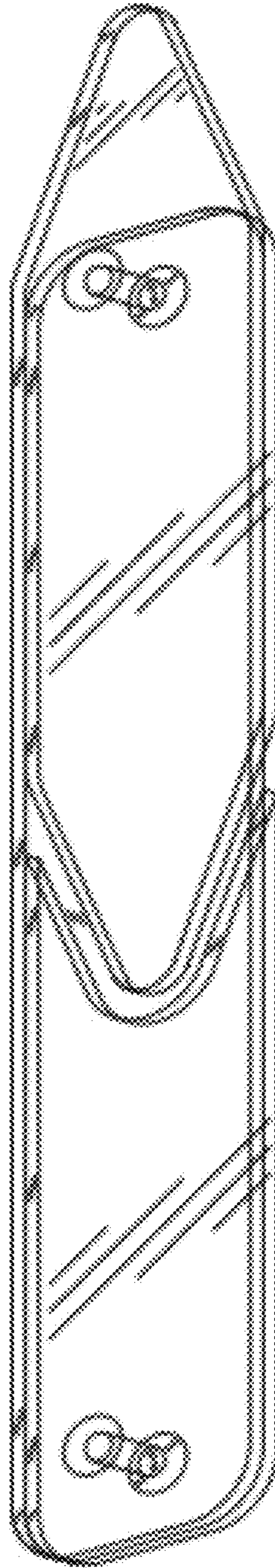


FIG. 29

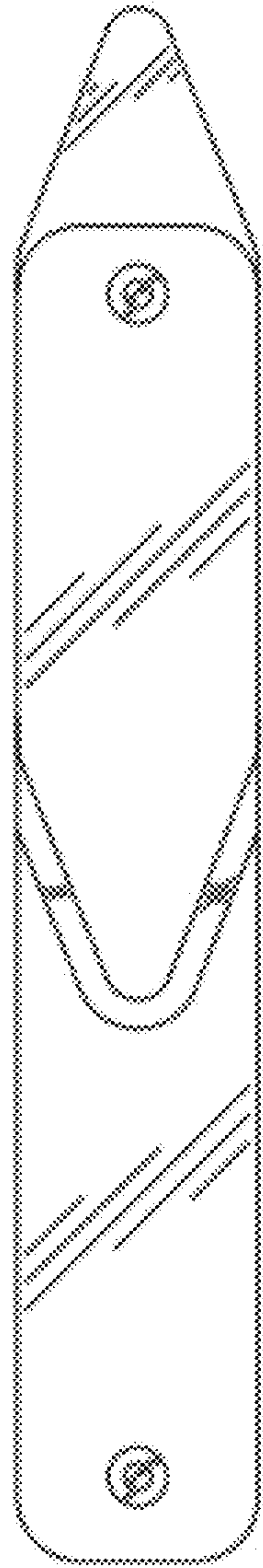


FIG. 30




FIG. 31



FIG. 32



FIG. 33



FIG. 34



FIG. 35

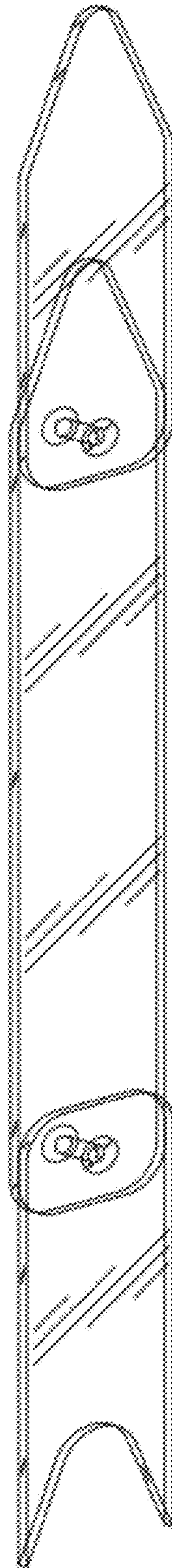


FIG. 36




FIG. 37




FIG. 38



FIG. 39



FIG. 40



FIG. 41



FIG. 42

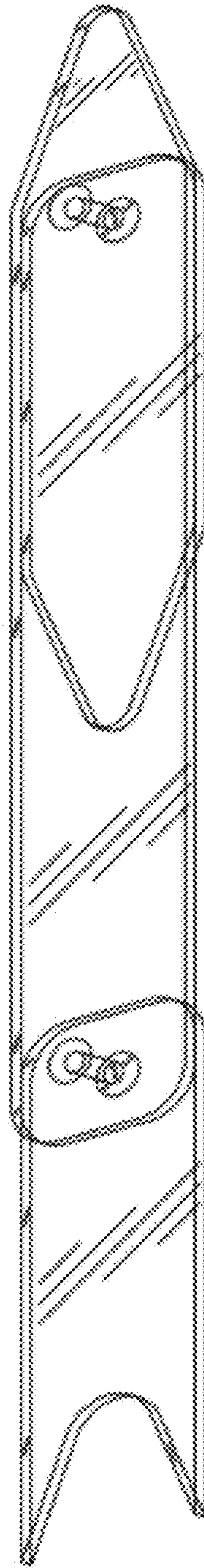


FIG. 43

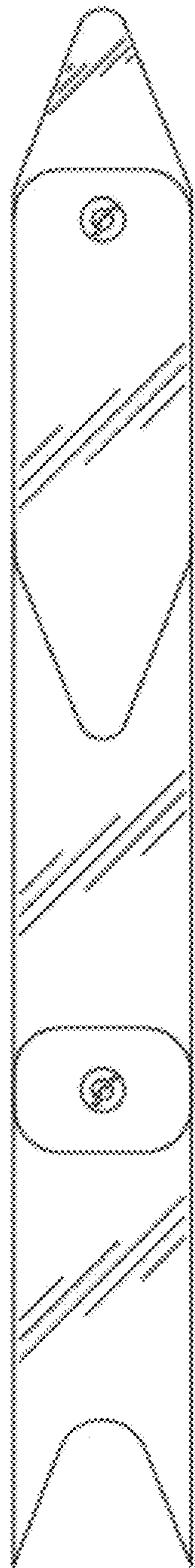


FIG. 44




FIG. 45



FIG. 46



FIG. 47



FIG. 48



FIG. 49

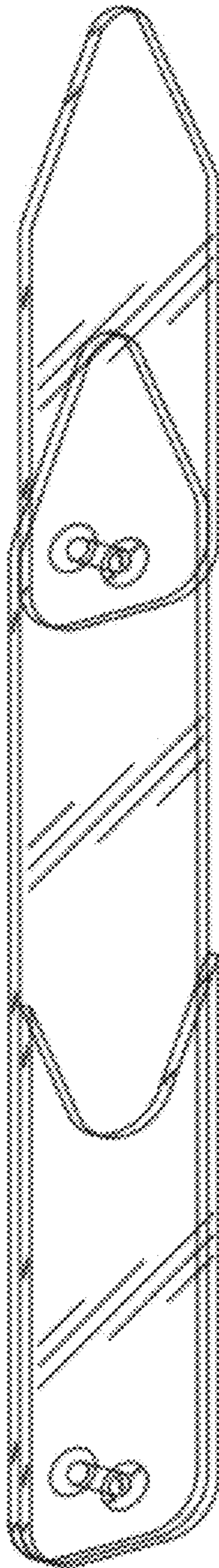


FIG. 50




FIG. 51




FIG. 52




FIG. 53




FIG. 54



FIG. 55



FIG. 56