



US00D671709S

(12) **United States Design Patent**
Cicerchia et al.

(10) **Patent No.:** **US D671,709 S**
(45) **Date of Patent:** **** Dec. 4, 2012**

(54) **NECKWEAR**

(76) Inventors: **Dominick Michael Cicerchia**, North Haledon, NJ (US); **Louis Anthony Cicerchia**, North Haledon, NJ (US)

(**) **Term:** **14 Years**

(21) **Appl. No.:** **29/396,286**

(22) **Filed:** **Jun. 28, 2011**

(51) **LOC (9) Cl.** **02-05**

(52) **U.S. Cl.** **D2/605**

(58) **Field of Classification Search** D2/600,
D2/601, 602, 603, 604, 605, 606, 607, 608,
D2/609; 2/130, 144, 145, 146, 147, 148,
2/149, 150, 151, 152.1, 153, 154, 155, 156,
2/157

See application file for complete search history.

(56) **References Cited**

U.S. PATENT DOCUMENTS

964,755	A *	7/1910	Charon	2/150
1,125,793	A *	1/1915	Barnes	2/150
1,703,632	A *	2/1929	Moersch	2/155
1,728,599	A *	9/1929	Fiumedoro	2/155
1,878,604	A *	9/1932	Rodeback	2/150
2,163,857	A *	6/1939	Smith	2/102
2,411,907	A *	12/1946	Taborski	2/150
D211,445	S *	6/1968	Klaus	D2/605
3,761,963	A *	10/1973	Nokes	2/150
D239,577	S *	4/1976	Slocum	D2/605
4,627,113	A *	12/1986	Lord	2/144
D299,383	S *	1/1989	Rosenbaum	D2/605
5,600,851	A *	2/1997	McLeod	2/144
D420,489	S *	2/2000	Walker	D2/605
6,205,586	B1 *	3/2001	Jenkins et al.	2/145
6,205,587	B1 *	3/2001	Shiffler	2/146
6,209,136	B1 *	4/2001	Ophardt	2/145
D448,913	S *	10/2001	Richardson	D2/605

D454,422	S *	3/2002	Rush	D2/605
D481,191	S *	10/2003	Mattioli	D2/605
7,757,306	B2 *	7/2010	Mattioli	2/144
2005/0015845	A1 *	1/2005	Bostwick et al.	2/144

FOREIGN PATENT DOCUMENTS

EM	000062534-0006	*	8/2005
EM	000359278-0006	*	9/2007
GB	3006091	*	5/2003

* cited by examiner

Primary Examiner — Karen E Eldridge Powers

(57) **CLAIM**

The ornamental design for a neckwear, as shown and described.

DESCRIPTION

FIG. 1 is a front elevation view of the new ornamental neckwear of the present invention.

FIG. 2 is an alternate front elevation view thereof.

FIG. 3 is another alternate front elevation view thereof.

FIG. 4 is a rear elevation view of design as depicted in FIG. 3.

FIG. 5 is a left side perspective view thereof.

FIG. 6 is a close up rear elevation view of the invention as depicted in FIG. 4; and,

FIG. 7 is a close up front elevation view thereof of the invention as shown in FIGS. 1-6, with the neck-encircling member not shown for clarity of illustration.

The dashed line pattern appearing on the front tail and on the knot is not part of the claimed design, but is intended to represent a difference in appearance of the front tail of the neckwear design from the rear tail of the neckwear design.

The neck-encircling portion of the neckwear design shown in broken lines in the drawings illustrates unclaimed features.

1 Claim, 4 Drawing Sheets

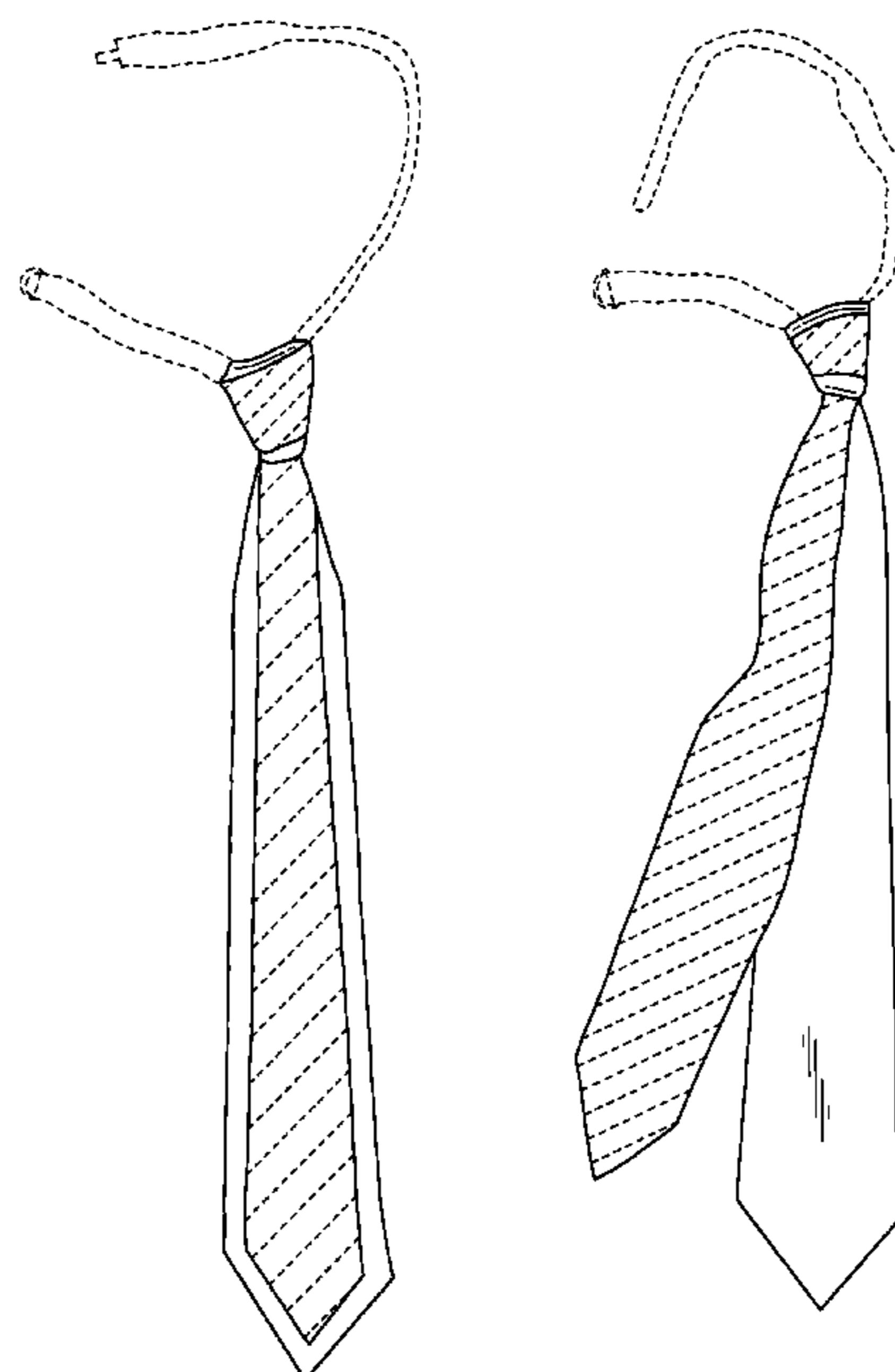


FIG. 1

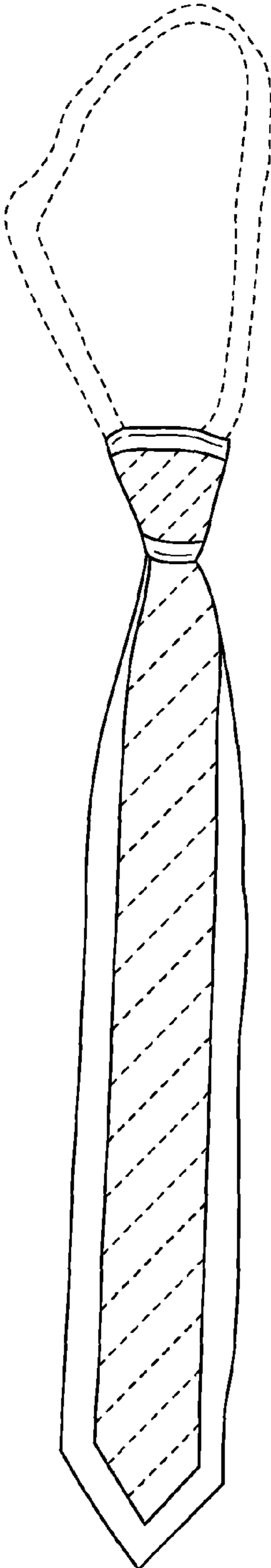


FIG. 2

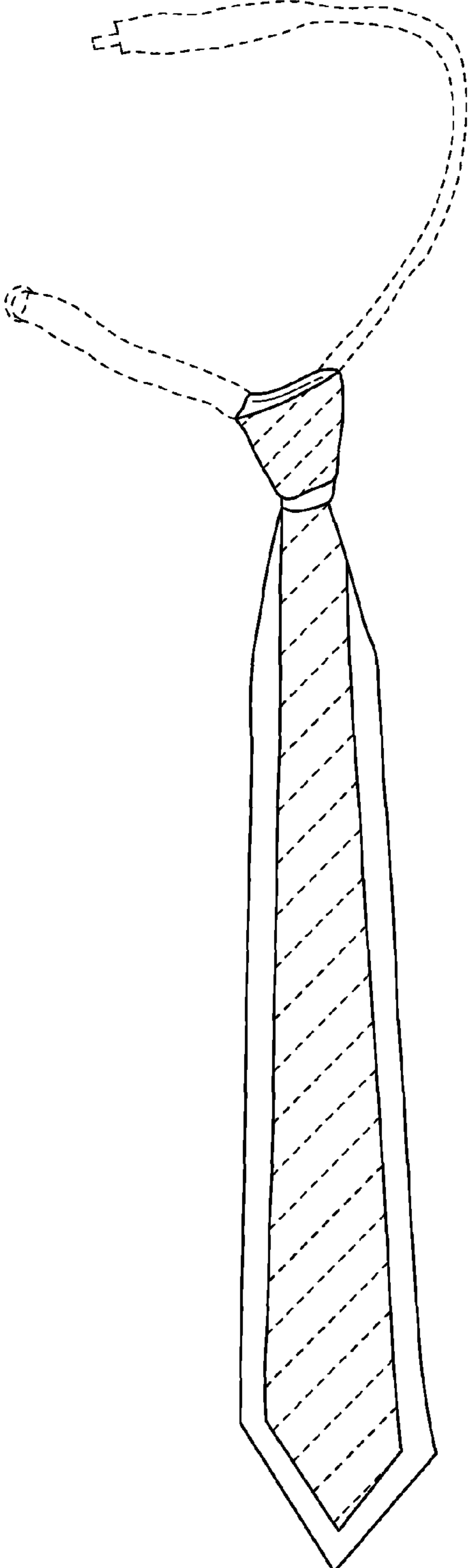


FIG. 3

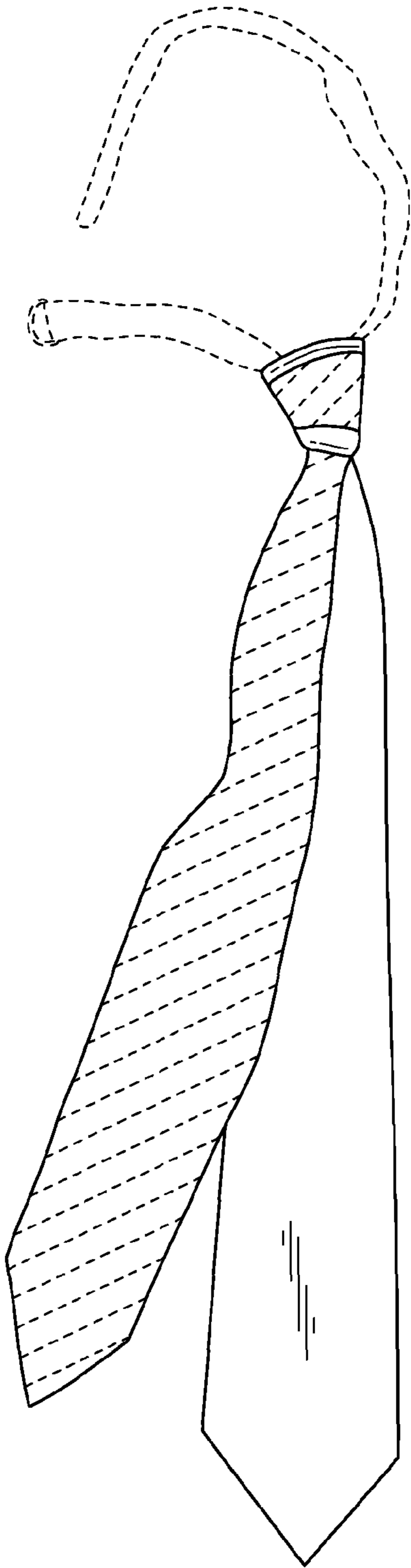


FIG. 4

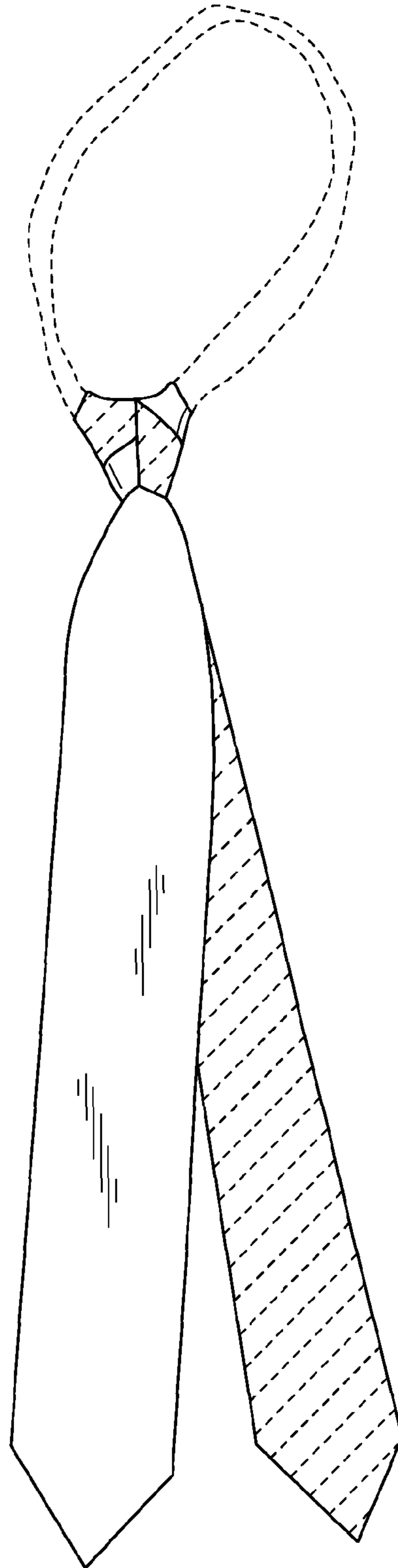


FIG. 5

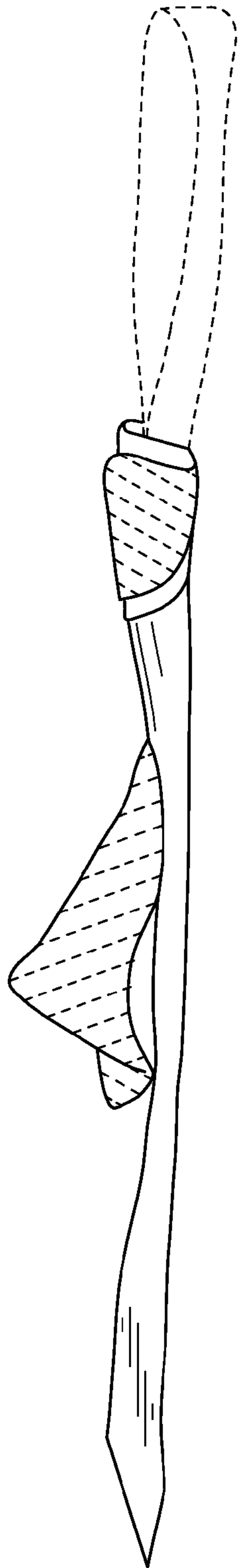


FIG. 6

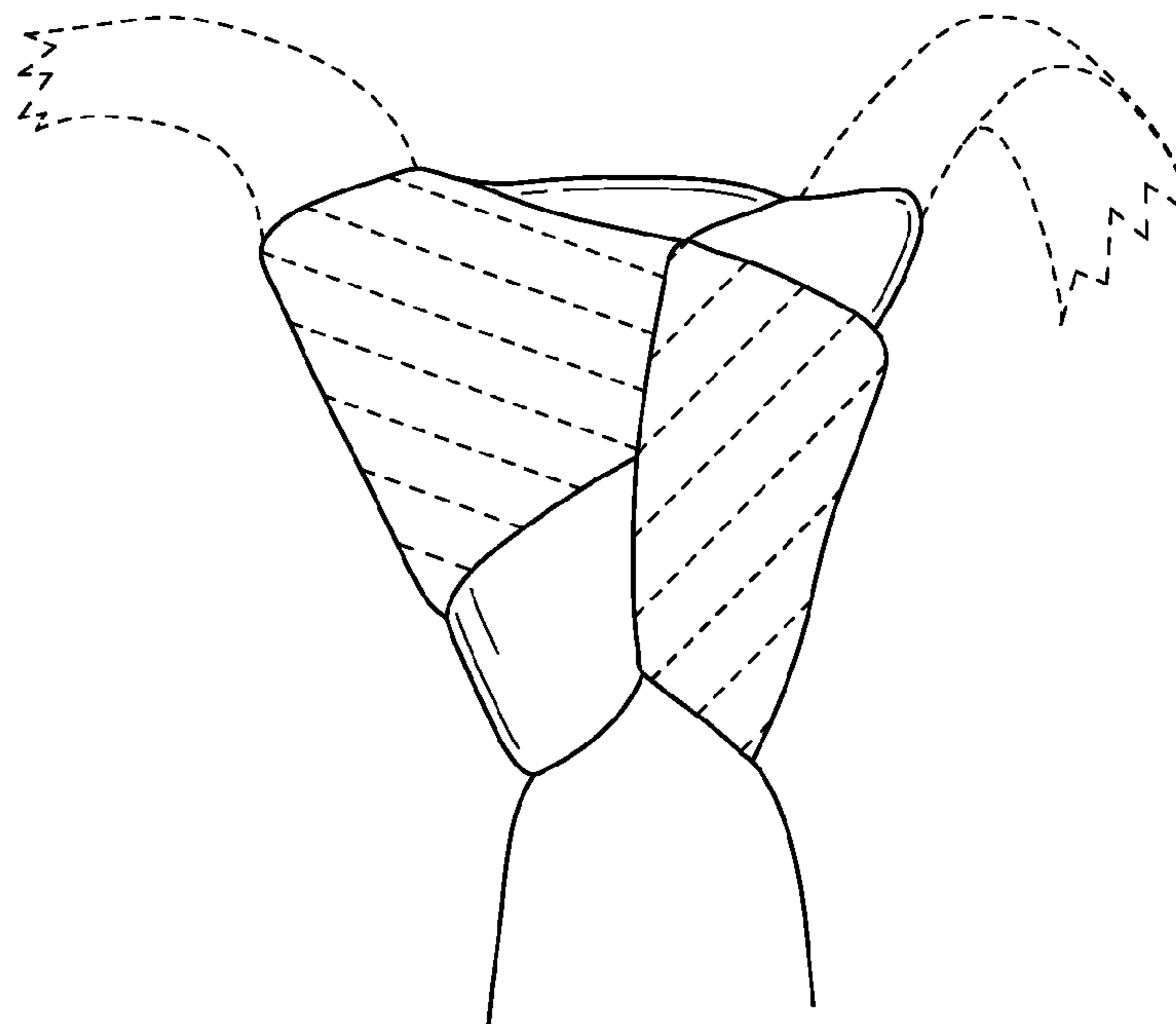


FIG. 7

