

US00D671699S

(12) **United States Design Patent**
Patterson

(10) **Patent No.:** **US D671,699 S**
(45) **Date of Patent:** **** Nov. 27, 2012**

(54) **BLIND DUSTER**
(75) Inventor: **Joseph K. Patterson**, Monroe, CT (US)
(73) Assignee: **Unger Marketing International, LLC**,
Bridgeport, CT (US)
(**) Term: **14 Years**
(21) Appl. No.: **29/406,012**
(22) Filed: **Nov. 9, 2011**
(51) **LOC (9) Cl.** **04-01**
(52) **U.S. Cl.** **D32/40**
(58) **Field of Classification Search** D32/40-45;
15/208, 209.1, 244.1-244.4, 144.1, 229.7,
15/211, 164, 225
See application file for complete search history.

5,319,821 A 6/1994 Nicholson et al.
D350,424 S 9/1994 Elliott
D408,258 S 4/1999 Tsai
6,016,586 A * 1/2000 Hsu 15/144.1
D425,679 S 5/2000 Long et al.
D452,423 S 12/2001 Shimansky
6,503,615 B1 1/2003 Horii et al.
6,978,509 B2 12/2005 Lin
D519,819 S 5/2006 Jimenez
D523,724 S 6/2006 Rinner et al.
D525,511 S 7/2006 Hung
D552,956 S 10/2007 Wen
7,363,674 B2 4/2008 Marshall
7,365,569 B1 4/2008 Venugopal
D585,611 S 1/2009 Libman et al.
D589,221 S * 3/2009 Wada et al. D32/40
D591,920 S * 5/2009 Khubani D32/40
D610,320 S * 2/2010 Wada et al. D32/40
7,716,777 B2 * 5/2010 Lee 15/229.3

(Continued)

(56) **References Cited**

U.S. PATENT DOCUMENTS

1,185,564 A 5/1916 Williams
1,416,480 A * 5/1922 Leatherman 15/227
1,793,782 A 2/1931 Dietrich
1,795,651 A 3/1931 Hunter
2,896,243 A 7/1959 Schoenfield
D197,501 S 2/1964 Huxtable et al.
D226,886 S * 5/1973 Codina D4/137
4,145,787 A * 3/1979 Bastian 15/229.5
4,364,144 A * 12/1982 Moss et al. 15/229.3
D274,854 S 7/1984 Nishiyama et al.
D274,855 S 7/1984 Nishiyama et al.
4,473,918 A * 10/1984 Moss et al. 15/144.1
D284,126 S * 6/1986 Landwehrmann D32/40
D296,022 S 5/1988 Restivo
4,827,556 A 5/1989 Corsetti
4,841,592 A 6/1989 Restivo
D304,106 S 10/1989 Dobson et al.
5,116,151 A 5/1992 Lytton et al.
D328,373 S 7/1992 Murray

Primary Examiner — Robin V Webster

(74) *Attorney, Agent, or Firm* — Ohlandt, Greeley, Ruggiero
& Perle, LLP; Edward L. McMahon


(57) **CLAIM**

The ornamental design for the blind duster, as shown.

DESCRIPTION

FIG. 1 is a perspective view of a blind duster according to the present disclosure;
FIG. 2 is a front elevation view of the blind duster of FIG. 1;
FIG. 3 is a rear elevation view of the blind duster of FIG. 1;
FIG. 4 is a left side elevation view of the blind duster of FIG. 1;
FIG. 5 is a right side elevation view of the blind duster of FIG. 1;
FIG. 6 is a top plan view of the blind duster of FIG. 1; and,
FIG. 7 is a bottom plan view of the blind duster of FIG. 1.

1 Claim, 7 Drawing Sheets



US D671,699 S

Page 2

U.S. PATENT DOCUMENTS							
				8,046,865	B2 *	11/2011	Knopow et al. 15/210.1
D629,983	S	*	12/2010	8,151,398	B2 *	4/2012	Tsuchiya et al. 15/209.1
D634,906	S		3/2011	8,166,599	B2 *	5/2012	Tomm 15/147.2
D636,956	S		4/2011				

* cited by examiner

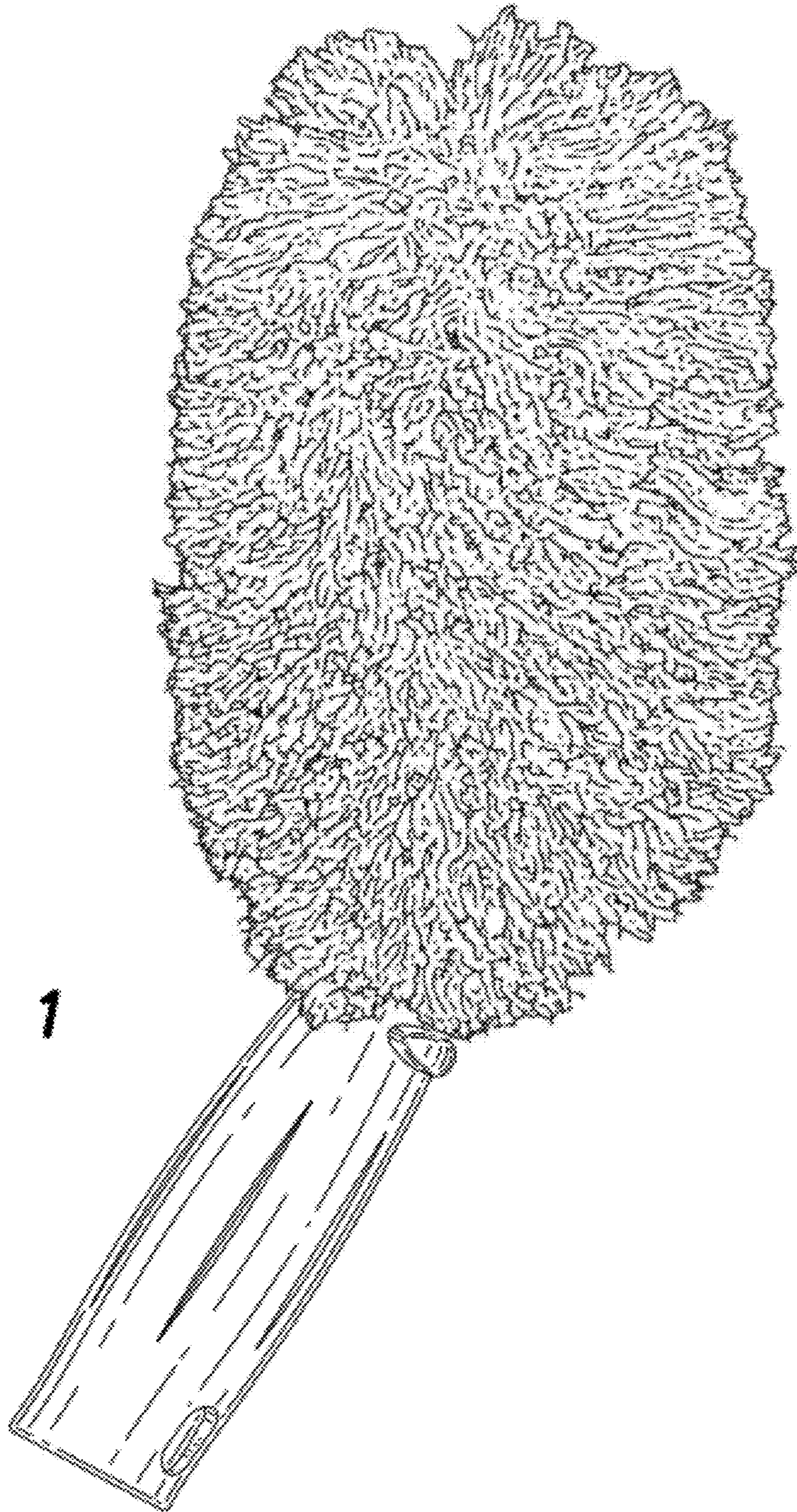


FIG. 1

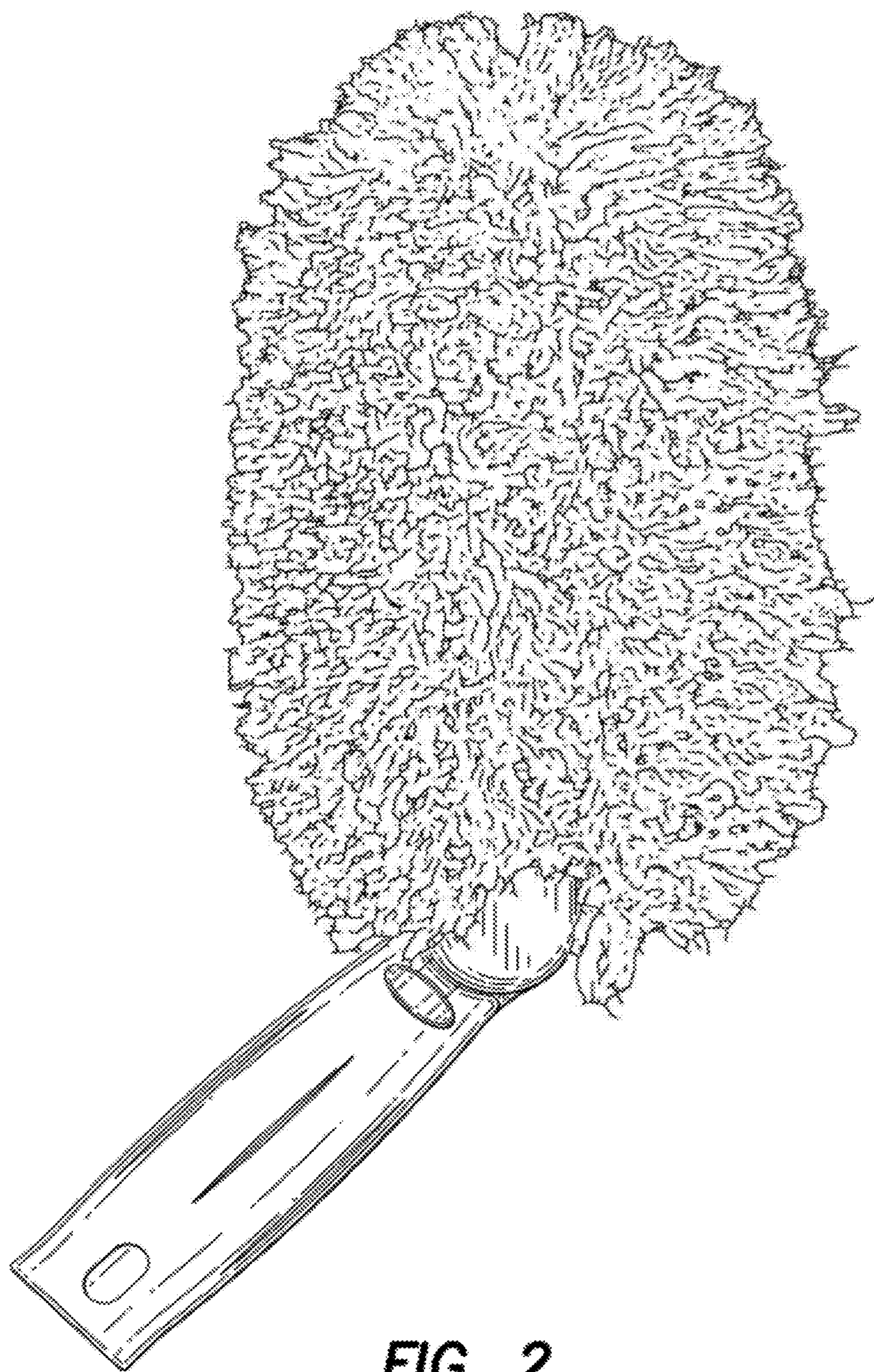


FIG. 2

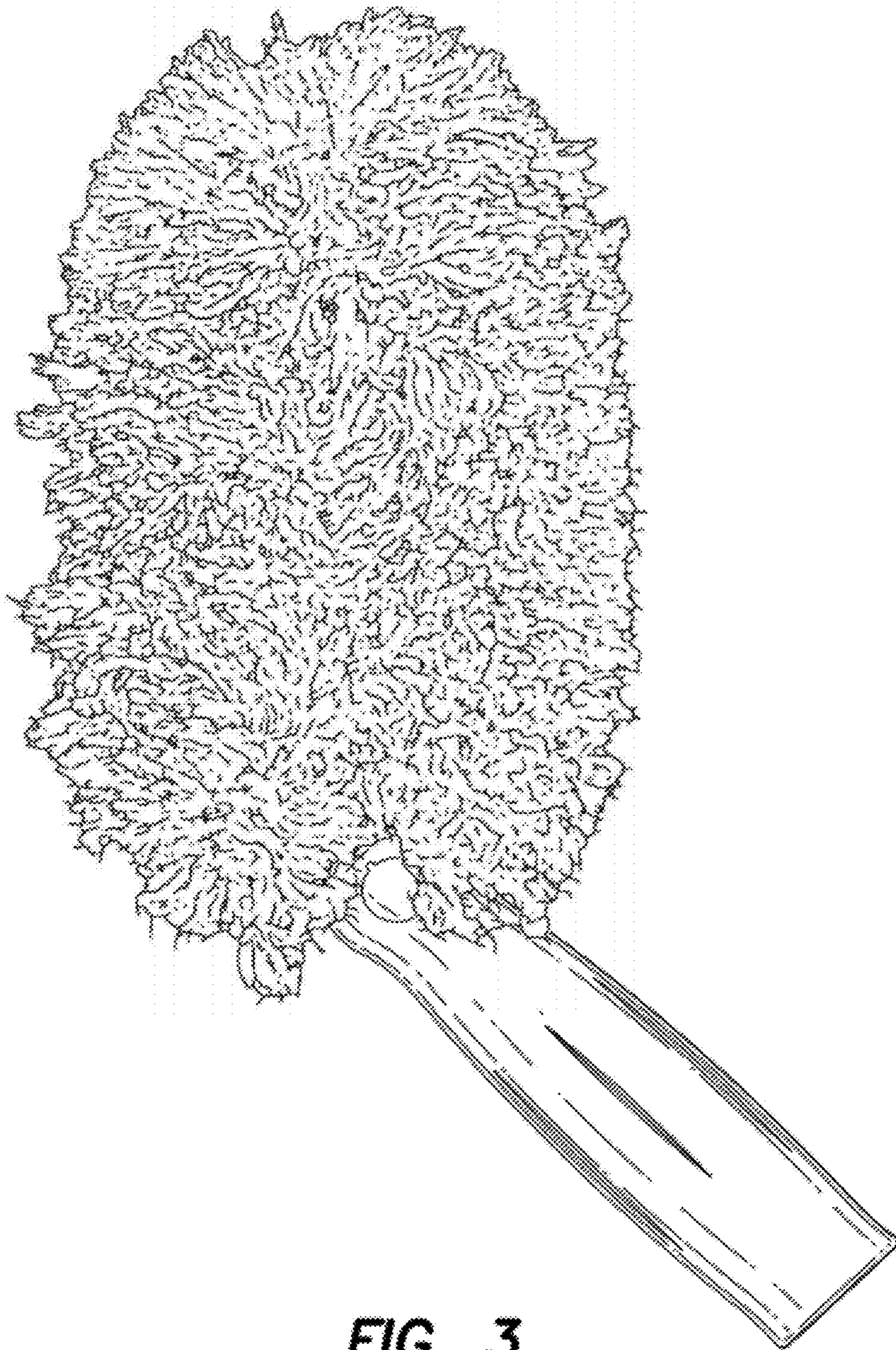


FIG. 3

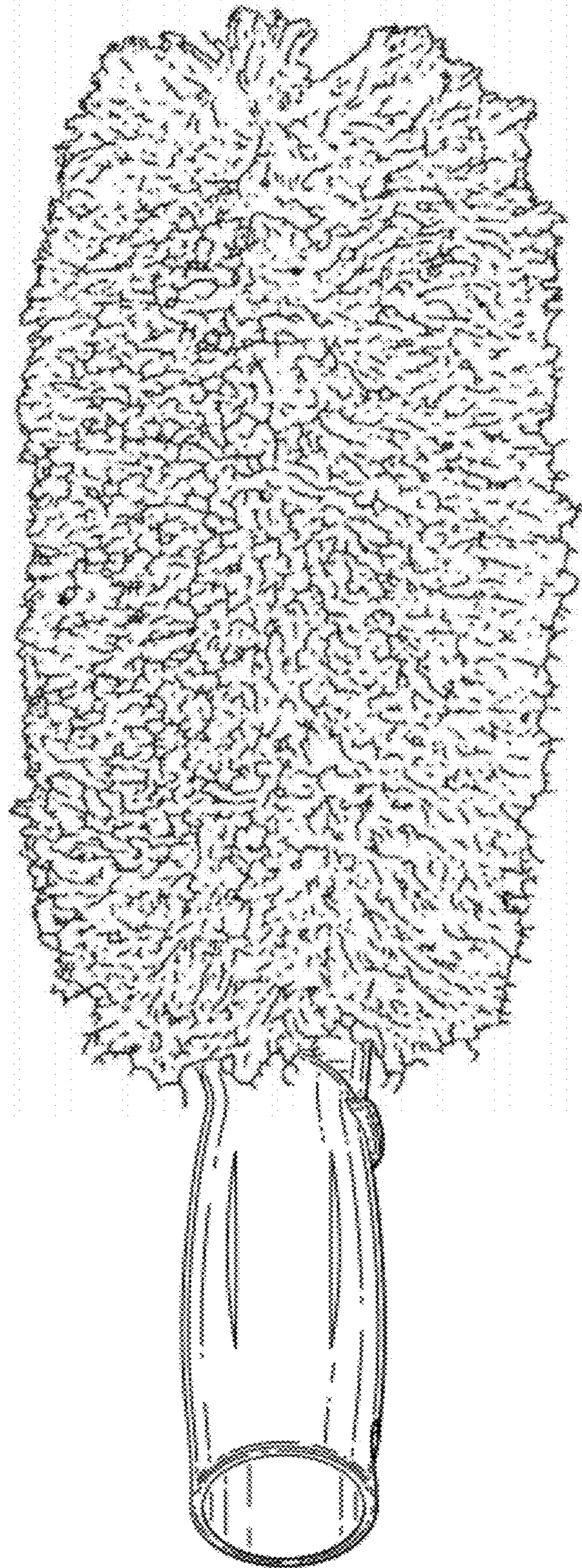


FIG. 4

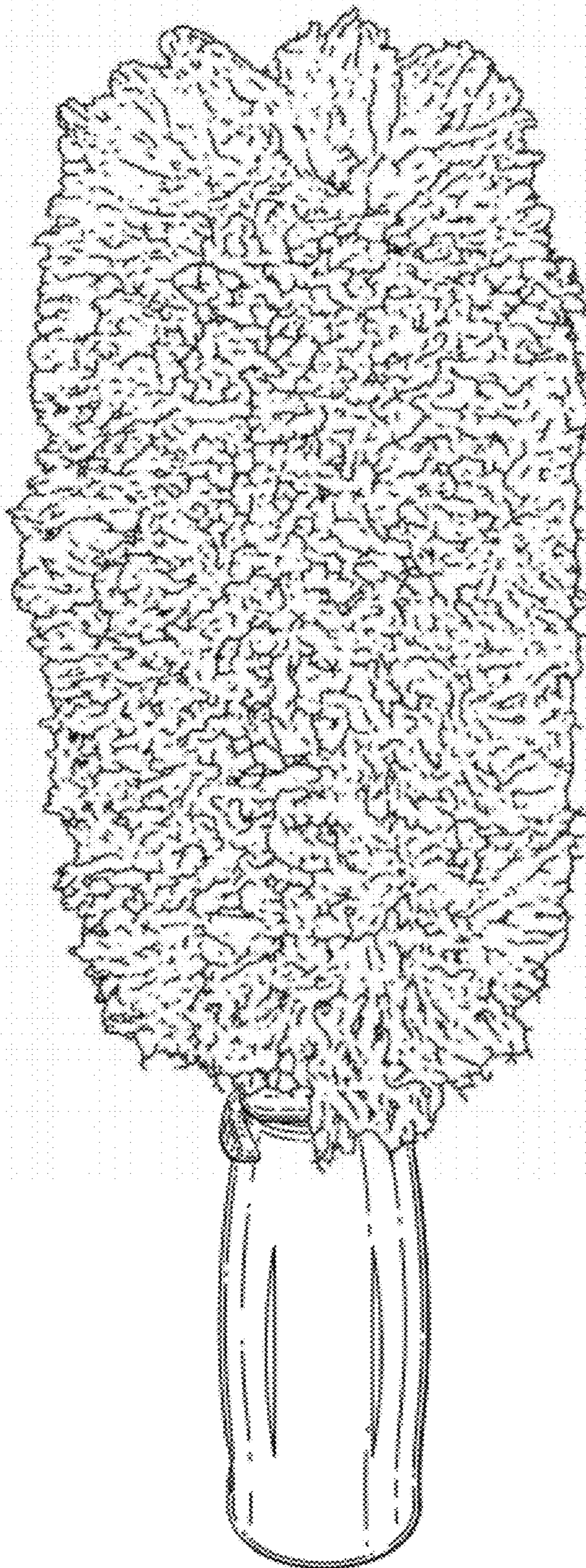


FIG. 5

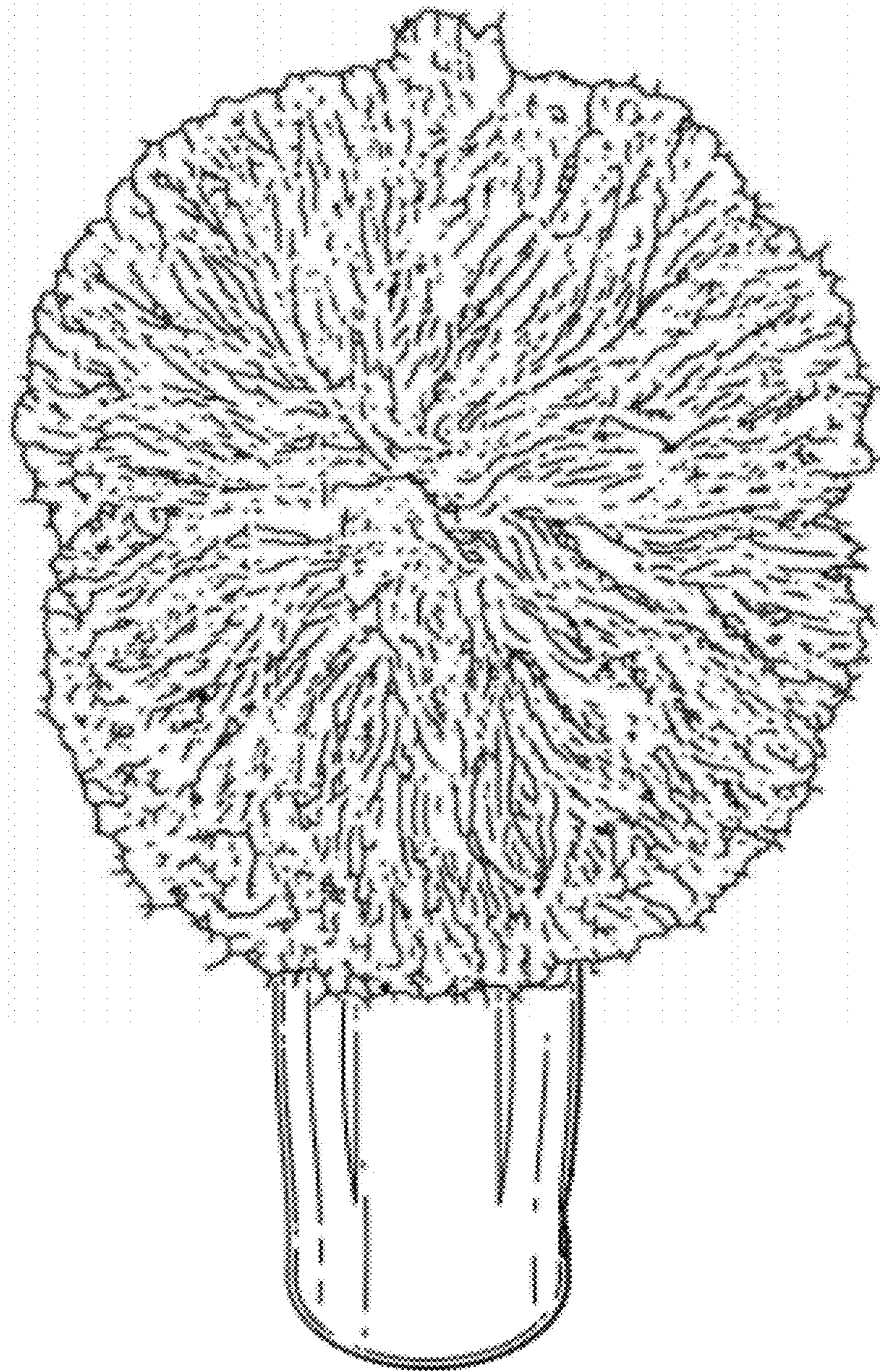


FIG. 6

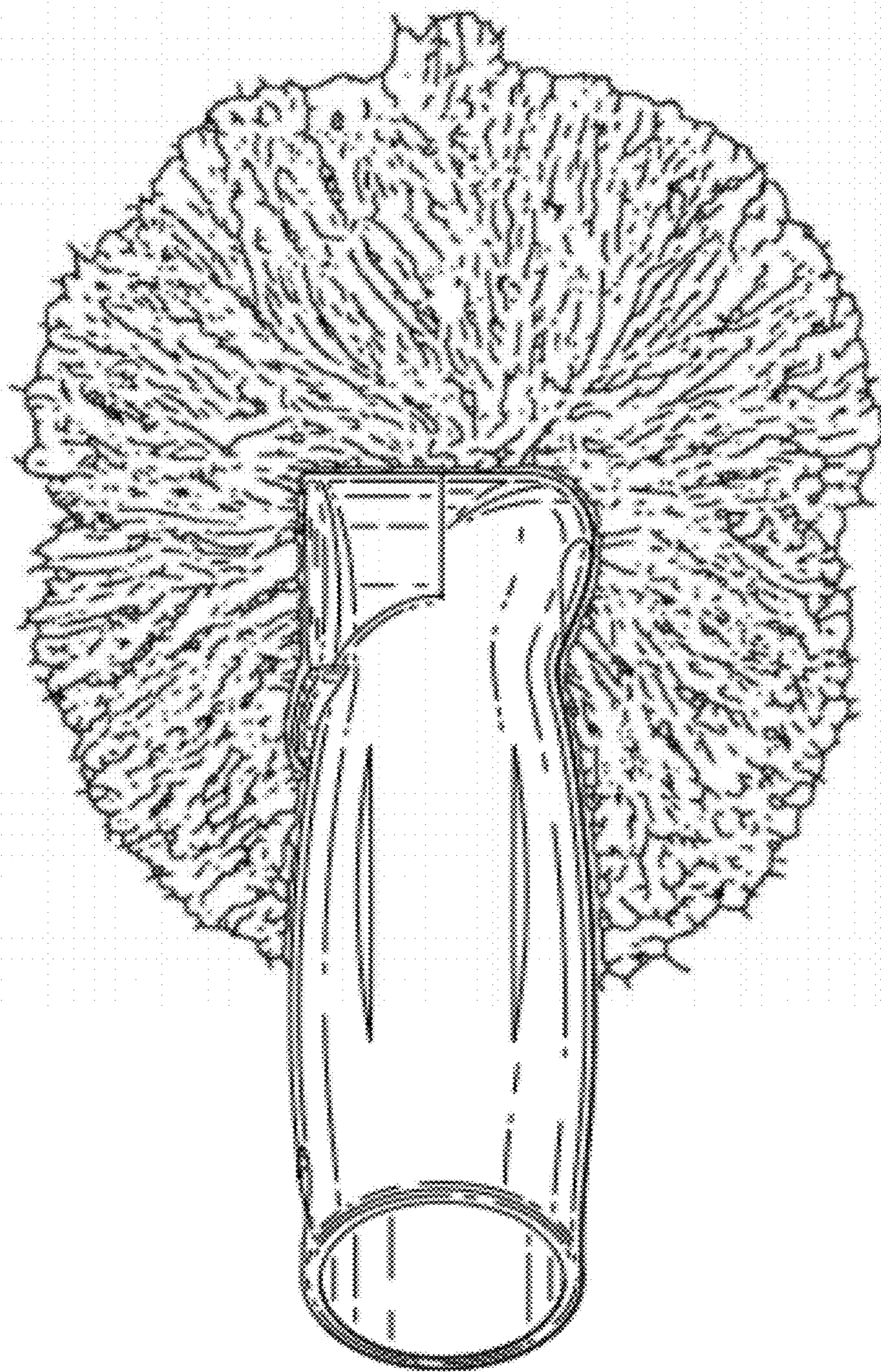


FIG. 7