



US00D671698S

(12) **United States Design Patent**
Smith

(10) **Patent No.:** **US D671,698 S**
(45) **Date of Patent:** **** Nov. 27, 2012**

(54) **STAIN TREATMENT IMPLEMENTS**

(75) Inventor: **Christopher Lawrence Smith**, Liberty Township, OH (US)

(73) Assignee: **The Procter & Gamble Company**, Cincinnati, OH (US)

(**) Term: **14 Years**

(21) Appl. No.: **29/364,896**

(22) Filed: **Jun. 30, 2010**

(51) **LOC (9) Cl.** **08-99**

(52) **U.S. Cl.** **D32/35**

(58) **Field of Classification Search** D32/35,
D32/45, 46, 49; 15/121, 245, 245.1, 143.1,
15/236.01, 250.03; D25/119; D34/29
See application file for complete search history.

(56) **References Cited**

U.S. PATENT DOCUMENTS

D332,315 S *	1/1993	Weinerman	D25/119
D393,507 S *	4/1998	Jimison	D32/35
5,918,341 A *	7/1999	Hale	15/209.1
D420,181 S *	2/2000	Warrington	D32/35

D437,094 S *	1/2001	Ward	D32/35
6,313,049 B1 *	11/2001	Heady et al.	442/123
D584,869 S *	1/2009	Higareda et al.	D32/45
7,506,762 B2	3/2009	Nelson et al.		
2012/0000814 A1	1/2012	Smith et al.		

* cited by examiner

Primary Examiner — John Windmuller

(74) *Attorney, Agent, or Firm* — Gary J. Foose

(57) **CLAIM**

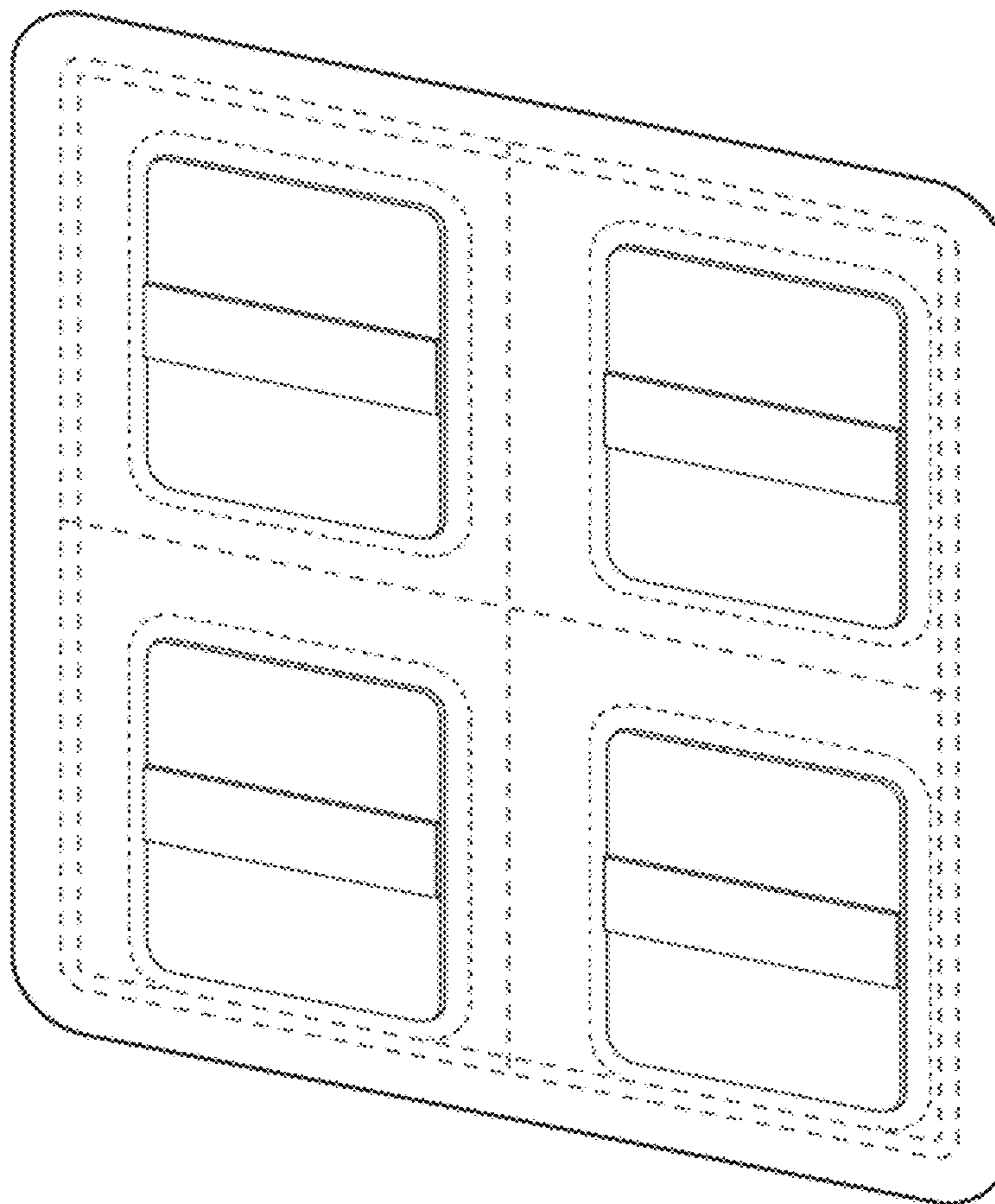
The ornamental design for stain treatment implements, as shown and described.

DESCRIPTION

FIG. 1 is a perspective view of stain treatment implements showing my new design;
FIG. 2 is a front view thereof;
FIG. 3 is a rear view thereof;
FIG. 4 is a side view thereof;
FIG. 5 is a side view thereof, opposite that of FIG. 4;
FIG. 6 is a top view thereof; and,
FIG. 7 is a bottom view thereof.

The broken lines in the figures form no part of the claimed design.

1 Claim, 3 Drawing Sheets



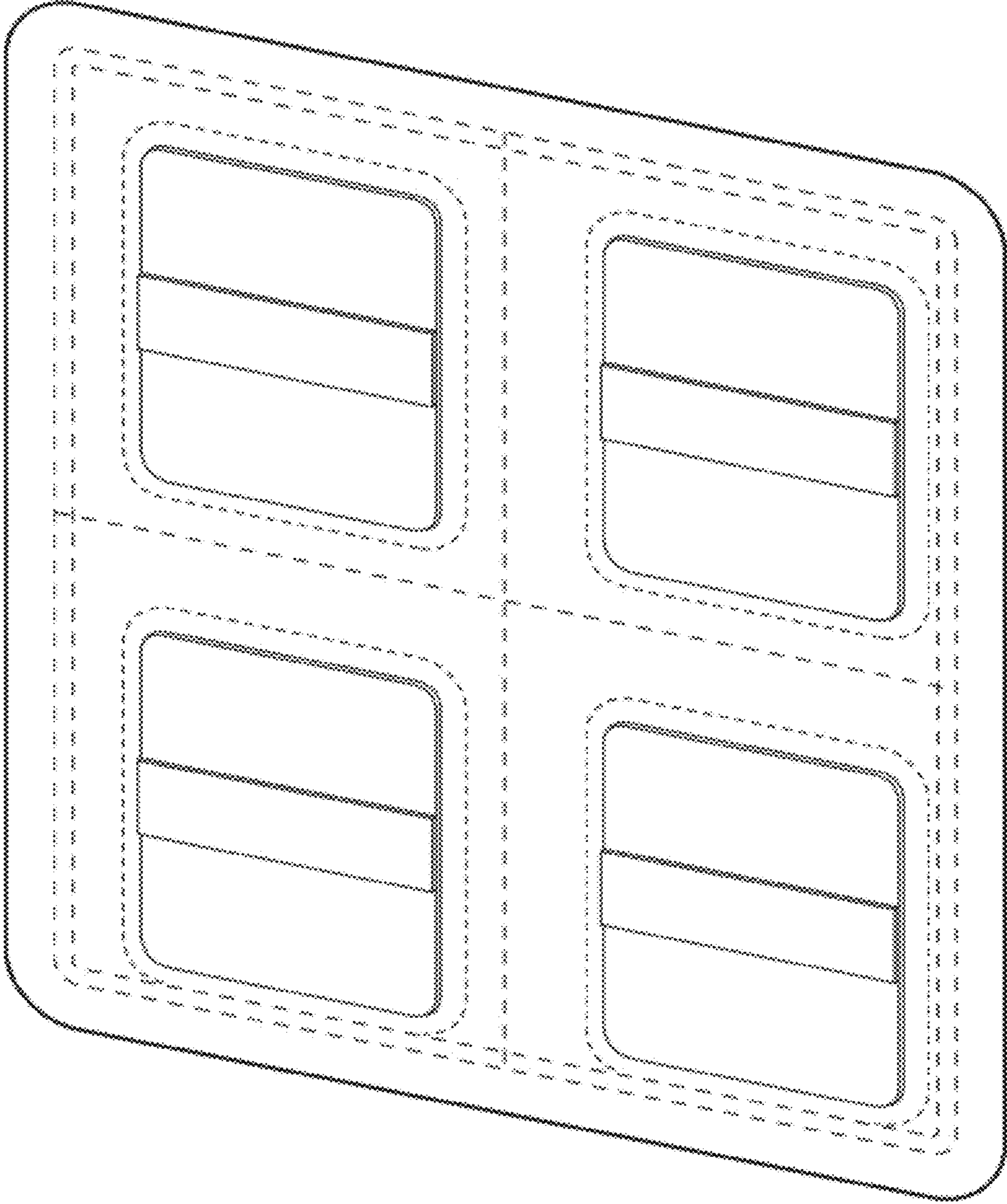


Fig. 1

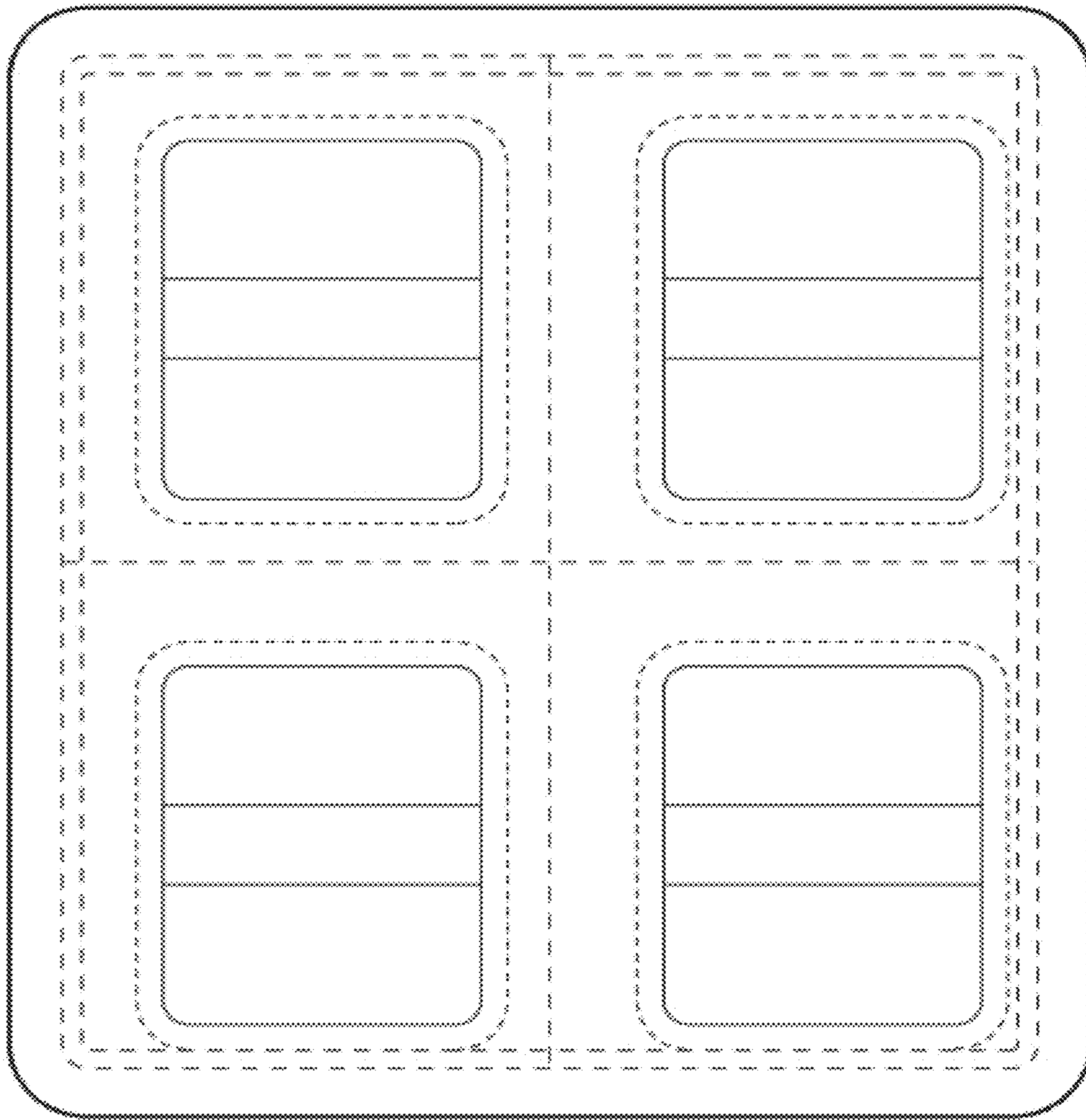


Fig. 2




Fig. 3




Fig. 4



Fig. 5




Fig. 6



Fig. 7